

U.S. Commercial Landings

U.S. DOMESTIC LANDINGS, BY SPECIES, 2009 AND 2010 (1)

| Species | 2009 | | | 2010 | | | Average (2005-2009) |
|-----------------------------|--------------------|----------------|---------------------|--------------------|----------------|---------------------|------------------------|
| | Thousand pounds | Metric tons | Thousand dollars | Thousand pounds | Metric tons | Thousand dollars | Thousand pounds |
| Fish | | | | | | | |
| Alewife | 1,670 | 758 | 346 | 1,949 | 884 | 491 | 1,032 |
| Anchovies | 7,754 | 3,517 | 512 | 2,815 | 1,277 | 563 | 23,421 |
| Atka mackerel | 156,887 | 71,163 | 26,732 | 145,206 | 65,865 | 27,523 | 134,235 |
| Bluefish | 7,057 | 3,201 | 2,920 | 7,386 | 3,350 | 3,183 | 7,034 |
| Blue runner | 335 | 152 | 289 | 269 | 122 | 248 | 335 |
| Bonito | 4,788 | 2,172 | 1,880 | 104 | 47 | 129 | 2,577 |
| Butterfish | 2,644 | 1,199 | 1,201 | 1,644 | 746 | 976 | 2,525 |
| Catfish and bullheads | 7,636 | 3,464 | 3,774 | 7,173 | 3,254 | 3,110 | 8,410 |
| Chubs | 487 | 221 | 781 | 381 | 173 | 879 | 1,374 |
| Cod: | | | | | | | |
| Atlantic | 19,708 | 8,939 | 25,220 | 17,714 | 8,035 | 28,119 | 16,458 |
| Pacific | 491,143 | 222,781 | 133,714 | 539,635 | 244,777 | 146,941 | 508,028 |
| Crevalle (jack) | 585 | 265 | 457 | 623 | 283 | 496 | 515 |
| Croaker: | | | | | | | |
| Atlantic | 16,010 | 7,262 | 8,644 | 14,382 | 6,524 | 8,659 | 20,013 |
| Pacific (white) | 116 | 53 | 38 | 13 | 6 | 11 | 85 |
| Cusk | 106 | 48 | 67 | 75 | 34 | 67 | 156 |
| Dolphinfish | 2,883 | 1,308 | 5,690 | 2,255 | 1,023 | 4,810 | 2,390 |
| Eels, American | 728 | 330 | 1,870 | 848 | 385 | 2,449 | 768 |
| Flatfish: | | | | | | | |
| Atlantic and Gulf | | | | | | | |
| American plaice | 3,068 | 1,392 | 3,886 | 3,115 | 1,413 | 4,499 | 2,623 |
| Summer flounder | 10,881 | 4,936 | 23,247 | 13,004 | 5,899 | 28,292 | 12,183 |
| Winter flounder | 4,873 | 2,210 | 8,099 | 3,492 | 1,584 | 6,945 | 6,021 |
| Witch flounder | 2,090 | 948 | 4,055 | 1,674 | 759 | 3,775 | 3,324 |
| Yellowtail flounder | 3,535 | 1,603 | 4,755 | 2,905 | 1,318 | 4,192 | 4,887 |
| Other | 7,048 | 3,197 | 6,877 | 6,319 | 2,866 | 5,210 | 3,841 |
| Total, Atlantic/Gulf | 31,495 | 14,286 | 50,919 | 30,509 | 13,839 | 52,913 | 32,879 |
| Pacific | | | | | | | |
| Arrowtooth flounder | 90,074 | 40,857 | 9,827 | 109,248 | 49,555 | 9,882 | 65,201 |
| Dover sole | 25,686 | 11,651 | 8,657 | 23,280 | 10,560 | 7,002 | 19,948 |
| Flathead sole | 46,112 | 20,916 | 7,454 | 47,973 | 21,760 | 6,079 | 41,141 |
| Petrale sole | 3,881 | 1,760 | 3,553 | 1,766 | 801 | 2,006 | 5,093 |
| Rock sole | 110,320 | 50,041 | 20,989 | 117,785 | 53,427 | 18,503 | 88,132 |
| Yellowfin sole | 221,879 | 100,644 | 35,639 | 249,662 | 113,246 | 32,841 | 232,303 |
| Other | 45,672 | 20,717 | 16,223 | 44,135 | 20,020 | 17,017 | 32,597 |
| Total, Pacific | 543,624 | 246,586 | 102,342 | 593,849 | 269,368 | 93,330 | 484,415 |
| Halibut | 59,716 | 27,087 | 139,415 | 56,497 | 25,627 | 206,553 | 68,844 |
| Total, flatfish | 634,835 | 287,959 | 292,676 | 680,855 | 308,834 | 352,796 | 586,138 |
| Goosefish (monkfish) | 18,878 | 8,563 | 19,500 | 15,985 | 7,251 | 18,989 | 28,811 |
| Groupers | 8,273 | 3,753 | 22,716 | 6,187 | 2,806 | 18,166 | 10,407 |
| Haddock | 12,816 | 5,813 | 13,640 | 21,611 | 9,803 | 21,689 | 11,749 |
| Hakes: | | | | | | | |
| Pacific (whiting) | 253,062 | 114,788 | 14,105 | 355,272 | 161,150 | 27,316 | 475,908 |
| Red | 1,352 | 613 | 472 | 1,326 | 601 | 512 | 1,144 |
| Silver (Atl.whiting) | 17,131 | 7,771 | 8,659 | 17,564 | 7,967 | 10,862 | 14,786 |
| White | 3,911 | 1,774 | 3,648 | 4,115 | 1,867 | 4,183 | 3,999 |
| Herring: | | | | | | | |
| Sea: | | | | | | | |
| Atlantic | 224,328 | 101,755 | 26,564 | 144,513 | 65,551 | 21,275 | 196,881 |
| Pacific | 88,723 | 40,244 | 29,759 | 108,868 | 49,382 | 23,308 | 82,700 |

See notes at end of table.

(Continued)

U.S. Commercial Landings

U.S. DOMESTIC LANDINGS, BY SPECIES, 2009 AND 2010 (1) - Continued

| Species | 2009 | | | 2010 | | | Average (2005-2009) |
|--------------------------|--------------------|----------------|---------------------|--------------------|----------------|---------------------|------------------------|
| | Thousand pounds | Metric tons | Thousand dollars | Thousand pounds | Metric tons | Thousand dollars | Thousand pounds |
| Fish - Continued: | | | | | | | |
| Thread | 865 | 392 | 130 | 1,174 | 533 | 189 | 883 |
| Jack mackerel | 265 | 120 | 18 | 684 | 310 | 63 | 1,109 |
| Lingcod | 514 | 233 | 603 | 899 | 408 | 883 | 553 |
| Mackerels: | | | | | | | |
| Atlantic | 51,023 | 23,144 | 9,577 | 21,768 | 9,874 | 4,387 | 74,645 |
| Chub | 11,249 | 5,103 | 1,094 | 4,739 | 2,150 | 447 | 10,696 |
| King and cero | 7,807 | 3,541 | 11,164 | 6,585 | 2,987 | 10,787 | 6,480 |
| Spanish | 5,577 | 2,530 | 4,248 | 5,789 | 2,626 | 4,347 | 5,035 |
| Menhaden: | | | | | | | |
| Atlantic | 401,699 | 182,209 | 28,437 | 504,778 | 228,966 | 41,174 | 425,511 |
| Gulf | 1,165,930 | 528,862 | 69,450 | 967,025 | 438,640 | 66,019 | 963,134 |
| Total, menhaden | 1,567,629 | 711,072 | 97,887 | 1,471,803 | 667,605 | 107,193 | 1,388,645 |
| Mullets | 13,015 | 5,904 | 6,825 | 13,678 | 6,204 | 7,016 | 13,217 |
| Pollock: | | | | | | | |
| Atlantic | 16,443 | 7,458 | 10,009 | 11,356 | 5,151 | 9,523 | 16,922 |
| Walleye (Alaska) | 1,866,203 | 846,504 | 270,597 | 1,947,580 | 883,416 | 282,399 | 2,804,214 |
| Rockfishes: | | | | | | | |
| Ocean perch: | | | | | | | |
| Atlantic (redfish) | 3,173 | 1,439 | 1,573 | 3,623 | 1,643 | 1,957 | 1,975 |
| Pacific | 58,704 | 26,628 | 8,879 | 71,578 | 32,468 | 11,046 | 55,730 |
| Other | 35,316 | 16,019 | 16,345 | 39,575 | 17,951 | 17,945 | 32,387 |
| Total, rockfishes | 97,193 | 44,086 | 26,797 | 114,776 | 52,062 | 30,948 | 90,092 |
| Sablefish | 42,808 | 19,418 | 128,625 | 40,302 | 18,281 | 124,336 | 45,659 |
| Salmon: | | | | | | | |
| Chinook | 9,900 | 4,491 | 21,628 | 13,333 | 6,048 | 38,174 | 15,047 |
| Chum | 112,388 | 50,979 | 48,433 | 115,600 | 52,436 | 74,919 | 115,857 |
| Coho | 32,935 | 14,939 | 29,327 | 33,261 | 15,087 | 35,739 | 33,750 |
| Pink | 293,836 | 133,283 | 66,292 | 372,557 | 168,991 | 127,338 | 345,640 |
| Sockeye | 256,143 | 116,186 | 204,372 | 252,989 | 114,755 | 278,646 | 252,080 |
| Total, salmon | 705,202 | 319,878 | 370,052 | 787,740 | 357,317 | 554,816 | 762,374 |
| Sardines: | | | | | | | |
| Pacific | 146,364 | 66,390 | 12,540 | 146,306 | 66,364 | 12,306 | 199,500 |
| Spanish | 1,400 | 635 | 233 | 2,017 | 915 | 309 | 1,641 |
| Scup or porgy | 8,772 | 3,979 | 7,027 | 10,522 | 4,773 | 7,112 | 8,805 |
| Sea bass: | | | | | | | |
| Black (Atlantic) | 1,981 | 899 | 5,125 | 2,370 | 1,075 | 6,418 | 2,720 |
| White (Pacific) | 411 | 186 | 865 | 568 | 258 | 1,536 | 456 |
| Sea trout or weakfish: | | | | | | | |
| Gray | 379 | 172 | 421 | 270 | 122 | 363 | 821 |
| Spotted | 477 | 216 | 811 | 329 | 149 | 623 | 428 |
| Sand (white) | 87 | 39 | 65 | 73 | 33 | 46 | 77 |
| Shads: | | | | | | | |
| American | 585 | 265 | 642 | 659 | 299 | 561 | 860 |
| Hickory | 146 | 66 | 53 | 132 | 60 | 27 | 125 |
| Sharks: | | | | | | | |
| Dogfish | 15,442 | 7,004 | 4,129 | 16,819 | 7,629 | 4,415 | 10,008 |
| Other | 3,996 | 1,813 | 3,087 | 3,766 | 1,708 | 2,856 | 5,680 |
| Sheephead (Atlantic) | 1,818 | 825 | 903 | 1,655 | 751 | 876 | 1,626 |
| Skates | 62,293 | 28,256 | 9,552 | 61,453 | 27,875 | 12,617 | 59,268 |
| Smelts | 593 | 269 | 662 | 381 | 173 | 265 | 954 |

See notes at end of table.

(Continued)

U.S. Commercial Landings

U.S. DOMESTIC LANDINGS, BY SPECIES, 2009 AND 2010 (1) - Continued

| Species | 2009 | | | 2010 | | | Average (2005-2009) |
|---------------------------------|--------------------|------------------|---------------------|--------------------|------------------|---------------------|------------------------|
| | Thousand pounds | Metric tons | Thousand dollars | Thousand pounds | Metric tons | Thousand dollars | Thousand pounds |
| <u>Fish - Continued:</u> | | | | | | | |
| Snappers: | | | | | | | |
| Red | 2,902 | 1,316 | 9,204 | 1,978 | 897 | 5,683 | 3,520 |
| Vermilion | 4,245 | 1,926 | 9,646 | 3,062 | 1,389 | 7,906 | 2,829 |
| Unclassified | 3,252 | 1,475 | 8,466 | 3,810 | 1,728 | 11,673 | 3,159 |
| Spearfish | 1,960 | 889 | 2,435 | 1,525 | 692 | 2,169 | 2,334 |
| Spot | 5,479 | 2,485 | 3,180 | 3,692 | 1,675 | 2,845 | 4,483 |
| Striped bass | 7,434 | 3,372 | 14,789 | 7,307 | 3,314 | 17,233 | 7,272 |
| Swordfish | 8,864 | 4,021 | 19,462 | 7,736 | 3,509 | 21,745 | 7,659 |
| Tenpounder (ladyfish) | 596 | 270 | 294 | 1,570 | 712 | 797 | 1,284 |
| Tilefish | 3,376 | 1,531 | 6,685 | 3,173 | 1,439 | 7,677 | 2,923 |
| Trout, rainbow | 391 | 177 | 564 | 414 | 188 | 550 | 407 |
| Tuna: | | | | | | | |
| Albacore | 27,875 | 12,644 | 28,747 | 26,637 | 12,082 | 30,302 | 25,917 |
| Bigeye | 11,584 | 5,254 | 42,646 | 13,669 | 6,200 | 53,497 | 12,453 |
| Bluefin | 1,937 | 879 | 6,856 | 1,382 | 627 | 9,597 | 1,096 |
| Little tunny | 780 | 354 | 273 | 1,098 | 498 | 374 | 635 |
| Skipjack | 734 | 333 | 1,024 | 308 | 140 | 558 | 1,099 |
| Yellowfin | 6,083 | 2,759 | 16,806 | 4,491 | 2,037 | 12,888 | 7,156 |
| Unclassified | 71 | 32 | 82 | 462 | 210 | 1,237 | 56 |
| Total, tuna | 49,064 | 22,255 | 96,434 | 48,047 | 21,794 | 108,453 | 48,412 |
| Whitefish, Lake | 9,377 | 4,253 | 10,253 | 10,324 | 4,683 | 11,113 | 11,435 |
| Wolffish, Atlantic | 74 | 34 | 52 | 6 | 3 | 6 | 154 |
| Yellow perch | 1,736 | 787 | 2,963 | 1,755 | 796 | 2,949 | 2,074 |
| Other marine finfishes | 39,627 | 17,975 | 34,041 | 35,955 | 16,309 | 34,555 | 34,680 |
| Other freshwater finfishes | 12,460 | 5,652 | 4,575 | 12,698 | 5,760 | 4,825 | 12,642 |
| Total, fish | 6,765,220 | 3,068,684 | 1,852,658 | 6,918,013 | 3,137,990 | 2,155,593 | -- |
| <u>Shellfish</u> | | | | | | | |
| Crustaceans: | | | | | | | |
| Crabs: | | | | | | | |
| Blue: Hard | 153,927 | 69,821 | 149,031 | 183,851 | 83,394 | 211,857 | 154,308 |
| Soft and peeler | 1,757 | 797 | 4,775 | 1,182 | 536 | 4,002 | 2,900 |
| Dungeness | 63,363 | 28,741 | 131,219 | 65,336 | 29,636 | 139,812 | 64,971 |
| Jonah | 8,775 | 3,980 | 4,442 | 10,880 | 4,935 | 5,650 | 7,974 |
| King | 22,391 | 10,156 | 86,228 | 24,042 | 10,905 | 122,411 | 24,224 |
| Snow (Tanner): | | | | | | | |
| Opilio | 58,089 | 26,349 | 79,389 | 47,839 | 21,700 | 54,048 | 43,508 |
| Bairdi | 3,441 | 1,561 | 5,440 | 2,634 | 1,195 | 3,711 | 3,851 |
| Other | 14,474 | 6,565 | 24,848 | 13,840 | 6,278 | 31,306 | 15,153 |
| Total, crabs | 326,217 | 147,971 | 485,372 | 349,604 | 158,579 | 572,797 | 316,889 |
| Crawfish (freshwater) | 18,818 | 8,536 | 15,234 | 14,180 | 6,432 | 13,689 | 13,424 |
| Lobsters: | | | | | | | |
| American | 96,890 | 43,949 | 299,512 | 115,433 | 52,360 | 396,757 | 88,135 |
| Spiny | 4,729 | 2,145 | 20,447 | 6,371 | 2,890 | 45,978 | 4,632 |
| Shrimp: | | | | | | | |
| New England | 5,173 | 2,346 | 2,163 | 13,355 | 6,058 | 7,334 | 6,243 |
| South Atlantic | 20,827 | 9,447 | 35,786 | 22,571 | 10,238 | 44,648 | 20,482 |
| Gulf | 241,003 | 109,318 | 313,846 | 176,421 | 80,024 | 338,492 | 228,337 |
| Pacific | 34,044 | 15,442 | 18,385 | 46,625 | 21,149 | 23,506 | 28,849 |
| Other | 30 | 14 | 60 | (2) | (2) | (2) | 6 |
| Total, shrimp | 301,077 | 136,568 | 370,240 | 258,972 | 117,469 | 413,980 | 283,917 |
| Total, crustaceans | 747,731 | 339,169 | 1,190,805 | 744,560 | 337,730 | 1,443,201 | -- |

See notes at end of table.

(Continued)

U.S. Commercial Landings

U.S. DOMESTIC LANDINGS, BY SPECIES, 2009 AND 2010 (1) - Continued

| Species | 2009 | | | 2010 | | | Average (2005-2009) |
|------------------------------|--------------------|------------------|---------------------|--------------------|------------------|---------------------|------------------------|
| | Thousand pounds | Metric tons | Thousand dollars | Thousand pounds | Metric tons | Thousand dollars | |
| Shellfish - Continued | | | | | | | |
| Mollusks: | | | | | | | |
| Clams: | | | | | | | |
| Quahog (hard) | 5,710 | 2,590 | 40,931 | 4,174 | 1,893 | 40,886 | 8,218 |
| Geoduck (Pacific) | 4,399 | 1,995 | 52,064 | 2,778 | 1,260 | 62,998 | 3,253 |
| Manila (Pacific) | 1,183 | 537 | 20,030 | 938 | 425 | 15,599 | 1,348 |
| Ocean quahog | 34,909 | 15,835 | 21,919 | 35,333 | 16,027 | 23,078 | 33,246 |
| Softshell | 3,853 | 1,748 | 20,334 | 4,249 | 1,927 | 20,392 | 3,760 |
| Surf (Atlantic) | 50,641 | 22,971 | 34,050 | 40,776 | 18,496 | 28,083 | 57,995 |
| Other | 442 | 200 | 1,746 | 643 | 292 | 9,621 | 444 |
| Total, clams | 101,137 | 45,875 | 191,074 | 88,891 | 40,321 | 200,657 | 108,264 |
| Conch (snails) | 2,880 | 1,306 | 8,320 | 4,461 | 2,023 | 7,452 | 2,194 |
| Mussels, blue (sea) | 5,387 | 2,444 | 7,474 | 6,236 | 2,829 | 7,140 | 4,152 |
| Oysters | 35,571 | 16,135 | 136,493 | 28,080 | 12,737 | 117,590 | 34,372 |
| Scallops: | | | | | | | |
| Bay | 275 | 125 | 2,235 | 130 | 59 | 1,544 | 156 |
| Sea | 58,000 | 26,309 | 382,217 | 57,454 | 26,061 | 455,088 | 57,159 |
| Squid: | | | | | | | |
| Atlantic: | | | | | | | |
| Illex | 40,605 | 18,418 | 9,731 | 34,883 | 15,823 | 11,287 | 30,369 |
| Loligo | 20,487 | 9,293 | 18,684 | 14,746 | 6,689 | 15,667 | 29,051 |
| Unclassified | 1,539 | 698 | 160 | 1,191 | 540 | 175 | 1,526 |
| Pacific: | | | | | | | |
| Loligo | 203,643 | 92,372 | 56,455 | 286,380 | 129,901 | 70,702 | 124,927 |
| Unclassified | 18 | 8 | 5 | 23 | 10 | 4 | 2,071 |
| Total, Squid | 266,292 | 120,789 | 85,035 | 337,223 | 152,963 | 97,835 | 187,944 |
| Total, mollusks | 469,542 | 212,983 | 812,848 | 522,475 | 236,993 | 887,306 | -- |
| Other shellfish | 10,373 | 4,705 | 12,339 | 9,331 | 4,233 | 11,395 | 12,527 |
| Total, Shellfish | 1,227,646 | 556,857 | 2,015,992 | 1,276,366 | 578,956 | 2,341,902 | -- |
| Other | | | | | | | |
| Horseshoe crab | 2,282 | 1,035 | 1,134 | 1,343 | 609 | 738 | 1,875 |
| Sea urchins | 16,678 | 7,565 | 14,260 | 14,162 | 6,424 | 13,158 | 15,792 |
| Seaweed, unclassified | 18,094 | 8,207 | 254 | 19,900 | 9,027 | 799 | 42,406 |
| Kelp (with herring eggs) | 9 | 4 | 7 | 1 | 0 | 1 | 15 |
| Worms | 774 | 351 | 6,723 | 802 | 364 | 7,319 | 835 |
| Total, other | 37,837 | 17,163 | 22,378 | 36,208 | 16,424 | 22,015 | -- |
| Grand Total, U.S. | 8,030,703 | 3,642,703 | 3,891,028 | 8,230,587 | 3,733,370 | 4,519,510 | -- |

(1) Landings are reported in round (live) weight for all items except univalve and bivalve mollusks such as clams, oysters, scallops, which are reported in weight of meats (excluding the shell). Landings for Mississippi River drainage are not available.

(2) Data not available.

NOTE:—Data are preliminary. Landings of Alaska pollock, Pacific whiting, and other Pacific groundfish that are caught in waters off Washington, Oregon and Alaska and are processed at-sea aboard U.S. vessels are credited to the State nearest to the area of capture. Data for the current year does not include New Jersey depuration clams and Rhode Island inshore lobsters. Totals may not add due to roundings. Data do not include landings by U.S.-flag vessels at Puerto Rico and other ports outside the 50 States. Therefore, they will not agree with "U.S. Commercial Landings" beginning on page 8. Data do not include aquaculture products, except oysters and clams.

U.S. Commercial Landings

DISPOSITION OF U.S. DOMESTIC LANDINGS, 2009 AND 2010

| End Use | 2009(1) | | | 2010 | | |
|--------------------------------------|-------------------|-------------------------|--------------|-------------------|-------------------------|--------------|
| | Million pounds | Thousand metric tons | Percent | Million pounds | Thousand metric tons | Percent |
| Fresh and frozen: | | | | | | |
| For human food | 5,730 | 2,599 | 71.3 | 6,053 | 2,746 | 73.5 |
| For bait and animal food | 474 | 215 | 5.9 | 462 | 210 | 5.6 |
| Total | 6,204 | 2,814 | 77.3 | 6,515 | 2,955 | 79.2 |
| Canned: | | | | | | |
| For human food | 365 | 166 | 4.5 | 371 | 168 | 4.5 |
| For bait and animal food | 27 | 12 | 0.3 | 2 | 1 | 0.0 |
| Total | 392 | 178 | 4.9 | 373 | 169 | 4.5 |
| Cured for human food | 103 | 47 | 1.3 | 102 | 46 | 1.2 |
| Reduction to meal, oil, other | 1,332 | 604 | 16.6 | 1,241 | 563 | 15.1 |
| Grand total | 8,031 | 3,643 | 100.0 | 8,231 | 3,734 | 100.0 |

(1) Revised. NOTE:--Data are preliminary. Table may not add due to rounding.

DISPOSITION OF U.S. DOMESTIC LANDINGS, BY MONTH, 2010

| Month | Landings for human food | | | Landings for industrial purposes (1) | | | Total | | |
|--------------|-------------------------|-------------------------|--------------|--------------------------------------|-------------------------|--------------|-------------------|-------------------------|--------------|
| | Million pounds | Thousand metric tons | Percent | Million pounds | Thousand metric tons | Percent | Million pounds | Thousand metric tons | Percent |
| January | 380 | 172 | 5.8 | 27 | 12 | 1.6 | 407 | 185 | 4.9 |
| February | 615 | 279 | 9.4 | 39 | 18 | 2.3 | 654 | 297 | 7.9 |
| March | 658 | 298 | 10.1 | 39 | 18 | 2.3 | 697 | 316 | 8.5 |
| April | 320 | 145 | 4.9 | 73 | 33 | 4.3 | 393 | 178 | 4.8 |
| May | 376 | 171 | 5.8 | 196 | 89 | 11.5 | 573 | 260 | 7.0 |
| June | 616 | 279 | 9.4 | 272 | 123 | 16.0 | 887 | 403 | 10.8 |
| July | 1,069 | 485 | 16.4 | 185 | 84 | 10.8 | 1,254 | 569 | 15.2 |
| August | 959 | 435 | 14.7 | 293 | 133 | 17.2 | 1,253 | 568 | 15.2 |
| September | 543 | 246 | 8.3 | 232 | 105 | 13.6 | 775 | 352 | 9.4 |
| October | 466 | 212 | 7.1 | 250 | 114 | 14.7 | 717 | 325 | 8.7 |
| November | 317 | 144 | 4.9 | 60 | 27 | 3.5 | 377 | 171 | 4.6 |
| December | 206 | 94 | 3.2 | 38 | 17 | 2.2 | 244 | 111 | 3.0 |
| Total | 6,526 | 2,960 | 100.0 | 1,705 | 773 | 100.0 | 8,231 | 3,734 | 100.0 |

(1) Processed into meal, oil, solubles, and shell products, or used as bait and animal food.

U.S. COMMERCIAL LANDINGS OF FISH AND SHELLFISH, 2001-2010 (1)

| Year | Landings for human food | | | Landings for industrial purposes (2) | | | Total | | |
|------|-------------------------|-------------------------|--------------------|--------------------------------------|-------------------------|--------------------|-------------------|-------------------------|--------------------|
| | Million pounds | Thousand metric tons | Million dollars | Million pounds | Thousand metric tons | Million dollars | Million pounds | Thousand metric tons | Million dollars |
| 2001 | 7,311 | 3,316 | 3,064 | 2,178 | 988 | 154 | 9,489 | 4,304 | 3,218 |
| 2002 | 7,205 | 3,268 | 2,940 | 2,192 | 994 | 152 | 9,397 | 4,262 | 3,092 |
| 2003 | 7,521 | 3,412 | 3,185 | 1,986 | 901 | 157 | 9,507 | 4,312 | 3,347 |
| 2004 | 7,794 | 3,535 | 3,611 | 1,889 | 857 | 145 | 9,683 | 4,392 | 3,756 |
| 2005 | 7,997 | 3,627 | 3,825 | 1,710 | 776 | 117 | 9,707 | 4,403 | 3,942 |
| 2006 | 7,842 | 3,557 | 3,911 | 1,641 | 744 | 113 | 9,483 | 4,301 | 4,024 |
| 2007 | 7,490 | 3,397 | 4,015 | 1,819 | 825 | 177 | 9,309 | 4,223 | 4,192 |
| 2008 | 6,633 | 3,009 | 4,231 | 1,692 | 767 | 152 | 8,325 | 3,776 | 4,383 |
| 2009 | 6,198 | 2,811 | 3,733 | 1,833 | 831 | 158 | 8,031 | 3,643 | 3,891 |
| 2010 | 6,526 | 2,960 | 4,356 | 1,705 | 773 | 164 | 8,231 | 3,734 | 4,520 |

(1) Statistics on landings are shown in round weight for all items except univalve and bivalve mollusks such as clams, oysters, and scallops, which are shown in weight of meats (excluding the shell). (2) Processed into meal, oil, solubles, and shell products, or used as bait or animal food.

*Record - for industrial purposes 1983, 3,201 million lb. - landings for human food 1993 8,214 million lb.

- total landings 1993 10,467 million lb.

NOTE:—Data are preliminary. Data do not include landings outside the 50 States or products of aquaculture, except oysters and clams.

U.S. Commercial Landings

U.S. DOMESTIC LANDINGS, BY REGION AND BY STATE, 2009 AND 2010 (1)

| Regions and States | 2009 | | | 2010 | | | Record Landings | |
|-----------------------------|------------------|------------------|------------------|------------------|------------------|------------------|-----------------|-----------------|
| | Thousand pounds | Metric Tons | Thousand dollars | Thousand pounds | Metric Tons | Thousand dollars | Year | Thousand pounds |
| New England: | 645,601 | 292,843 | 783,871 | 576,082 | 261,309 | 953,977 | - | - |
| Maine | 183,366 | 83,174 | 282,833 | 198,183 | 89,895 | 375,148 | 1950 | 356,266 |
| New Hampshire | 13,885 | 6,298 | 17,775 | 11,814 | 5,359 | 20,609 | 2003 | 27,435 |
| Massachusetts | 356,021 | 161,490 | 399,973 | 282,601 | 128,187 | 478,467 | 1948 | 649,696 |
| Rhode Island | 84,497 | 38,328 | 61,658 | 77,469 | 35,140 | 62,638 | 1957 | 142,080 |
| Connecticut | 7,832 | 3,553 | 21,632 | 6,015 | 2,728 | 17,115 | 1930 | 88,012 |
| Middle Atlantic: | 200,032 | 90,734 | 201,475 | 194,085 | 88,036 | 218,683 | - | - |
| New York | 34,069 | 15,454 | 48,376 | 27,535 | 12,490 | 33,807 | 1880 | 335,000 |
| New Jersey | 161,593 | 73,298 | 146,547 | 161,832 | 73,407 | 177,910 | 1956 | 540,060 |
| Delaware | 4,370 | 1,982 | 6,552 | 4,718 | 2,140 | 6,966 | 1953 | 367,500 |
| Chesapeake: | 473,333 | 214,702 | 221,727 | 592,747 | 268,868 | 294,779 | - | - |
| Maryland | 55,884 | 25,349 | 67,352 | 97,672 | 44,304 | 95,940 | 1890 | 141,607 |
| Virginia | 417,449 | 189,354 | 154,375 | 495,075 | 224,565 | 198,839 | 1990 | 786,794 |
| South Atlantic: | 112,907 | 51,214 | 148,664 | 119,106 | 54,026 | 164,704 | - | - |
| North Carolina | 68,804 | 31,209 | 79,468 | 72,019 | 32,668 | 79,944 | 1981 | 432,006 |
| South Carolina | 9,438 | 4,281 | 16,915 | 10,478 | 4,753 | 20,993 | 1965 | 26,611 |
| Georgia | 7,363 | 3,340 | 11,666 | 7,351 | 3,334 | 13,410 | 1927 | 47,607 |
| Florida, East Coast | 27,302 | 12,384 | 40,615 | 29,258 | 13,271 | 50,357 | 1952 | 264,561 (4) |
| Gulf: | 1,583,117 | 718,097 | 623,393 | 1,282,848 | 581,896 | 635,096 | - | - |
| Florida, West Coast | 61,518 | 27,904 | 108,661 | 62,522 | 28,360 | 134,019 | 1952 | 264,561 (4) |
| Alabama | 27,633 | 12,534 | 36,961 | 14,408 | 6,535 | 27,140 | 1973 | 36,744 |
| Mississippi | 230,284 | 104,456 | 37,998 | 111,242 | 50,459 | 21,913 | 1984 | 476,997 |
| Louisiana | 1,164,185 | 528,071 | 289,541 | 1,004,774 | 455,762 | 247,948 | 1984 | 1,931,027 |
| Texas | 99,497 | 45,132 | 150,232 | 89,902 | 40,779 | 204,076 | 1960 | 237,684 |
| Pacific Coast: | 4,971,543 | 2,255,077 | 1,824,070 | 5,418,416 | 2,457,777 | 2,150,185 | - | - |
| Alaska | 4,064,032 | 1,843,433 | 1,333,536 | 4,347,449 | 1,971,990 | 1,584,006 | 1993 | 5,905,638 |
| Washington | 324,953 | 147,398 | 227,501 | 424,149 | 192,393 | 272,305 | 2005 | 544,314 |
| Oregon | 198,909 | 90,225 | 104,589 | 201,483 | 91,392 | 104,605 | 2005 | 312,659 |
| California | 383,649 | 174,022 | 158,444 | 445,335 | 202,003 | 189,269 | 1936 | 1,760,193 |
| Great Lakes (3): | 17,264 | 7,831 | 16,626 | 19,234 | 8,724 | 18,042 | - | - |
| Illinois | - | - | - | - | - | - | - | (2) |
| Michigan | 9,307 | 4,222 | 9,502 | 10,157 | 4,607 | 9,805 | 1930 | 35,580 |
| Minnesota | 333 | 151 | 181 | 415 | 188 | 228 | - | (2) |
| New York | 27 | 12 | 32 | 56 | 25 | 71 | - | (2) |
| Ohio | 4,184 | 1,898 | 3,425 | 5,014 | 2,274 | 4,016 | 1936 | 31,083 |
| Pennsylvania | 49 | 22 | 136 | 67 | 30 | 192 | - | (2) |
| Wisconsin | 3,364 | 1,526 | 3,350 | 3,525 | 1,599 | 3,730 | - | (2) |
| Hawaii | 26,906 | 12,204 | 71,202 | 28,069 | 12,732 | 84,044 | 1999 | 36,907 |
| Total, United States | 8,030,703 | 3,642,703 | 3,891,028 | 8,230,587 | 3,733,370 | 4,519,510 | --- | --- |

(1) Landings are reported in round (live) weight for all items except univalve and bivalve mollusks such as clams, oysters, scallops, which are reported in weight of meats (excluding the shell).

(2) Data not available.

(3) Data for the Great Lakes states lag by one year - i.e. data for 2008 (under 2009) and 2009 (under 2010) are in this table.

(4) Record landings for Florida is for all of Florida. Highest Florida landings since 1950 by coast: East - 163,426 (1951), West - 145,659 (1989)

NOTE:--Data are preliminary. Totals may not add due to roundings. Data do not include landings by U.S.-flag vessels at Puerto Rico and other ports outside the 50 States. Therefore, they will not agree with "U.S. Commercial Landings" beginning on page 8.

U.S. Commercial Landings

COMMERCIAL FISHERY LANDINGS AND VALUE AT MAJOR U.S. PORTS, 2009-2010

| Port | Quantity | | Port | Value | |
|---------------------------------|-----------------------|-------|---------------------------------|------------------------|-------|
| | 2009 | 2010 | | 2009 | 2010 |
| | <u>Million pounds</u> | | | <u>Million dollars</u> | |
| Dutch Harbor-Unalaska, AK | 506.3 | 515.2 | New Bedford, MA | 249.2 | 306.0 |
| Reedville, VA | 349.4 | 426.1 | Dutch Harbor-Unalaska, AK | 159.7 | 163.1 |
| Empire-Venice, LA | 491.7 | 353.5 | Kodiak, AK | 103.8 | 128.1 |
| Intracoastal City, LA | 291.7 | 334.6 | Naknek-King Salmon, AK | 76.1 | 100.9 |
| Kodiak, AK | 282.9 | 325.3 | Cordova, AK | 32.8 | 84.3 |
| Cameron, LA | 215.3 | 204.7 | Cape May-Wildwood, NJ | 73.4 | 81.0 |
| Los Angeles, CA | 113.6 | 186.8 | Hampton Roads Area, VA | 68.1 | 75.4 |
| Cordova, AK | 45.5 | 147.7 | Honolulu, HI | 59.4 | 71.6 |
| New Bedford, MA | 170.0 | 133.4 | Seward, AK | 33.1 | 69.2 |
| Port Hueneme-Oxnard-Ventura, CA | 141.3 | 131.4 | Sitka, AK | 51.3 | 62.2 |
| Naknek-King Salmon, AK | 119.4 | 124.1 | Empire-Venice, LA | 71.4 | 59.4 |
| Pascagoula-Moss Point, MS | 217.4 | 105.2 | Gloucester, MA | 50.4 | 56.6 |
| Astoria, OR | 104.4 | 100.9 | Homer, AK | 43.1 | 56.1 |
| Westport, WA | 74.4 | 100.8 | Brownsville-Port Isabel, TX | 41.0 | 52.5 |
| Gloucester, MA | 122.3 | 88.8 | Key West, FL | 26.1 | 50.0 |
| Ketchikan, AK | 75.9 | 75.7 | Port Arthur, TX | 27.0 | 47.4 |
| Seward, AK | 29.3 | 75.4 | Stonington, ME | 26.5 | 45.3 |
| Sitka, AK | 78.4 | 74.6 | Dulac-Chauvin, LA | 50.9 | 45.1 |
| Newport, OR | 50.2 | 57.0 | Ketchikan, AK | 32.9 | 41.3 |
| Petersburg, AK | 55.4 | 49.9 | Westport, WA | 29.3 | 38.5 |
| Cape May-Wildwood, NJ | 63.9 | 43.1 | Los Angeles, CA | 28.7 | 37.8 |
| Moss Landing, CA | 46.2 | 38.4 | Port Hueneme-Oxnard-Ventura, CA | 42.7 | 37.4 |
| Portland, ME | 37.3 | 38.2 | Petersburg, AK | 30.7 | 36.3 |
| Point Judith, RI | 39.9 | 35.6 | Reedville, VA | 25.9 | 34.2 |
| Dulac-Chauvin, LA | 42.4 | 32.8 | Point Judith, RI | 32.4 | 32.2 |
| Coos Bay-Charleston, OR | 30.1 | 31.0 | Palacios, TX | 27.0 | 31.9 |
| Wanchese-Stumpy Point, NC | 25.5 | 25.6 | Intracoastal City, LA | 32.7 | 31.4 |
| Atlantic City, NJ | 33.0 | 24.2 | Newport, OR | 30.9 | 30.6 |
| Ilwaco-Chinook, WA | 18.4 | 23.6 | Astoria, OR | 29.1 | 30.5 |
| Honolulu, HI | 22.3 | 23.5 | Galveston, TX | 35.0 | 28.0 |
| Brownsville-Port Isabel, TX | 27.0 | 22.7 | Bellingham, WA | 21.1 | 26.9 |
| Rockland, ME | 21.4 | 22.6 | Long Beach-Barneget, NJ | 21.7 | 25.8 |
| Kenai, AK | 12.2 | 21.2 | Kenai, AK | 11.5 | 25.1 |
| Point Pleasant, NJ | 18.4 | 20.9 | Coos Bay-Charleston, OR | 22.9 | 24.0 |
| Homer, AK | 20.2 | 19.9 | Juneau, AK | 20.3 | 23.8 |
| Port Arthur, TX | 16.0 | 19.6 | Point Pleasant, NJ | 20.2 | 22.8 |
| Bellingham, WA | 20.8 | 18.6 | Bon Secour-Gulf Shores, AL | 6.0 | 22.5 |
| Monterey, CA | 12.9 | 17.1 | Seattle, WA | 15.5 | 22.1 |
| Stonington, ME | 14.8 | 17.0 | Wanchese-Stumpy Point, NC | 23.1 | 22.0 |
| Ocean City, MD | 8.6 | 16.7 | Golden Meadow-Leeville, LA | 27.4 | 21.9 |
| Hampton Roads Area, VA | 18.0 | 16.1 | Lafitte-Barataria, LA | 25.9 | 20.4 |
| Juneau, AK | 16.7 | 16.0 | Provincetown-Chatham, MA | 20.0 | 19.9 |
| Provincetown-Chatham, MA | 16.1 | 15.9 | Portland, ME | 16.6 | 18.8 |
| Lafitte-Barataria, LA | 25.9 | 14.9 | Ilwaco-Chinook, WA | 16.7 | 17.9 |
| Golden Meadow-Leeville, LA | 25.6 | 14.8 | Montauk, NY | 14.6 | 17.7 |
| Palacios, TX | 20.0 | 13.9 | Shelton, WA | 39.9 | 17.6 |
| Galveston, TX | 22.0 | 13.4 | Atlantic City, NJ | 22.2 | 17.3 |
| Crescent City, CA | 16.0 | 13.3 | Olympia, WA | 12.1 | 16.2 |
| Key West, FL | 11.5 | 13.3 | Boston, MA | 11.9 | 15.1 |
| Montauk, NY | 11.5 | 12.9 | San Francisco Area, CA | 5.6 | 15.1 |

Notes:—To avoid disclosure of private enterprise certain leading ports have not been included to preserve confidentiality. Catches of Alaska pollock, Pacific whiting and other Pacific groundfish caught in the northeast Pacific EEZ of the U.S. and processed at-sea are not attributed to a specific U.S. port. The record landings for quantity: Dutch Harbor-Unalaska, AK 911.3 million pounds in 2006 and for value: New Bedford, MA \$306.0 million in 2010.

U.S. Commercial Landings

COMMERCIAL LANDINGS OF FISH AND SHELLFISH BY U.S. FISHING CRAFT: BY SPECIES, BY DISTANCE CAUGHT OFF U.S. SHORES AND IN INTERNATIONAL WATERS, 2010 (1)

| Species | Distance from U.S. shores | | | | | | High Seas or off Foreign Shores | | | | | | Total U.S. Landings | | | |
|-------------------------------------|---------------------------|-------------|------------------|-----------------|-------------|------------------|---------------------------------|-------------|-----------------|-------------|------------------|-----------------|---------------------|------------------|-----------------|-------------|
| | 0 to 3 miles | | | 3 - 200 miles | | | Thousand Pounds | | Metric Tons | | Thousand Dollars | | Thousand Pounds | | Metric Tons | |
| | Thousand Pounds | Metric Tons | Thousand Dollars | Thousand Pounds | Metric Tons | Thousand Dollars | Thousand Pounds | Metric Tons | Thousand Pounds | Metric Tons | Thousand Dollars | Thousand Pounds | Metric Tons | Thousand Dollars | Thousand Pounds | Metric Tons |
| Fish | | | | | | | | | | | | | | | | |
| Alewife | 1,885 | 855 | 465 | 64 | - | 26 | - | - | - | - | - | 1,949 | 884 | 491 | - | - |
| Anchovies | 2,700 | 1,225 | 539 | 115 | 52 | 24 | - | - | - | - | - | 2,815 | 1,277 | 563 | - | - |
| Atka mackerel | - | - | - | 145,206 | 65,865 | 27,523 | - | - | - | - | - | 145,206 | 65,865 | 27,523 | - | - |
| Bluefish | 2,699 | 1,224 | 1,186 | 4,687 | 2,126 | 1,997 | - | - | - | - | - | 7,386 | 3,350 | 3,183 | - | - |
| Blue runner | 154 | 70 | 148 | 115 | 52 | 100 | - | - | - | - | - | 269 | 122 | 248 | - | - |
| Bonito | 22 | 10 | 38 | 82 | 37 | 91 | - | - | - | - | - | 104 | 47 | 129 | - | - |
| Butterfish | 293 | 133 | 199 | 1,351 | 613 | 777 | - | - | - | - | - | 1,644 | 746 | 976 | - | - |
| Catfish & bullheads | 6,725 | 3,050 | 2,992 | 448 | - | 118 | - | - | - | - | - | 7,173 | 3,254 | 3,110 | - | - |
| Chubs | 381 | 173 | 879 | - | - | - | - | - | - | - | - | 381 | 173 | 879 | - | - |
| Cod: | | | | | | | | | | | | | | | | |
| Atlantic | 130 | 59 | 190 | 17,584 | 7,976 | 27,929 | - | - | - | - | - | 17,714 | 8,035 | 28,119 | - | - |
| Pacific | 77,739 | 35,262 | 21,175 | 461,896 | 209,515 | 125,766 | - | - | - | - | - | 539,635 | 244,777 | 146,941 | - | - |
| Creville (jack) | 587 | 266 | 471 | 36 | 16 | 25 | - | - | - | - | - | 623 | 283 | 496 | - | - |
| Croaker: | | | | | | | | | | | | | | | | |
| Atlantic | 3,377 | 1,532 | 2,374 | 11,005 | 4,992 | 6,285 | - | - | - | - | - | 14,382 | 6,524 | 8,659 | - | - |
| Pacific (white) | 3 | 1 | 3 | 10 | 5 | 8 | - | - | - | - | - | 13 | 6 | 11 | - | - |
| Cusk | - | - | - | 75 | 34 | 67 | - | - | - | - | - | 75 | 34 | 67 | - | - |
| Dolphinfish | 62 | 28 | 162 | 1,346 | 611 | 3,342 | 847 | 384 | 1306 | - | - | 2,255 | 1,023 | 4,810 | - | - |
| Eel, American | 808 | 367 | 2,366 | 40 | 18 | 83 | - | - | - | - | - | 848 | 385 | 2,449 | - | - |
| Flatfish: | | | | | | | | | | | | | | | | |
| Atlantic and Gulf | | | | | | | | | | | | | | | | |
| American plaice | 2 | 1 | 2 | 3113 | 1,412 | 4497 | - | - | - | - | - | 3,115 | 1,413 | 4,499 | - | - |
| Summer flounder | 1,234 | 560 | 2,691 | 11770 | 5,339 | 25601 | - | - | - | - | - | 13,004 | 5,899 | 28,292 | - | - |
| Winter flounder | 32 | 15 | 54 | 3460 | 1,569 | 6891 | - | - | - | - | - | 3,492 | 1,584 | 6,945 | - | - |
| Witch flounder | 3 | 1 | 7 | 1671 | 758 | 3768 | - | - | - | - | - | 1,674 | 759 | 3,775 | - | - |
| Yellowtail flounder | 25 | 11 | 35 | 2880 | 1,306 | 4157 | - | - | - | - | - | 2,905 | 1,318 | 4,192 | - | - |
| Other | 2,029 | 920 | 4,368 | 4290 | 1,946 | 842 | - | - | - | - | - | 6,319 | 2,866 | 5,210 | - | - |
| Total, Atlantic/Gulf Pacific | 3,325 | 1,508 | 7,157 | 27,184 | 12,331 | 45,756 | - | - | - | - | - | 30,509 | 13,839 | 52,913 | - | - |
| Arrowtooth flounder | 2,380 | 1,080 | 115 | 106,868 | 48,475 | 9,767 | - | - | - | - | - | 109,248 | 49,555 | 9,882 | - | - |
| Dover sole | 6,501 | 2,949 | 2,006 | 16,779 | 7,611 | 4,996 | - | - | - | - | - | 23,280 | 10,560 | 7,002 | - | - |
| Flathead sole | 429 | 195 | 27 | 47,544 | 21,566 | 6,052 | - | - | - | - | - | 47,973 | 21,760 | 6,079 | - | - |

(Continued)

See footnotes at end of table.

U.S. Commercial Landings

COMMERCIAL LANDINGS OF FISH AND SHELLFISH BY U.S. FISHING CRAFT: BY SPECIES, BY DISTANCE CAUGHT OFF U.S. SHORES AND IN INTERNATIONAL WATERS, 2010 (1)

| Species | Distance from U.S. shores | | | | | | High Seas or off Foreign Shores | | | Total U.S. Landings | | |
|------------------------------|---------------------------|----------------|------------------|-----------------|----------------|------------------|---------------------------------|-------------|------------------|---------------------|----------------|------------------|
| | 0 to 3 miles | | | 3 - 200 miles | | | Thousand Pounds | Metric Tons | Thousand Dollars | Thousand Pounds | Metric Tons | Thousand Dollars |
| | Thousand Pounds | Metric Tons | Thousand Dollars | Thousand Pounds | Metric Tons | Thousand Dollars | | | | | | |
| Fish - Continued | | | | | | | | | | | | |
| Flatfish - Continued: | | | | | | | | | | | | |
| Petrale sole | 501 | 227 | 563 | 1,265 | 574 | 1,443 | - | - | - | 801 | 2,006 | |
| Rock sole | 134 | 61 | 17 | 117,651 | 53,366 | 18,486 | - | - | - | 53,427 | 18,503 | |
| Yellowfin sole | - | - | - | 249,662 | 113,246 | 32,841 | - | - | - | 249,662 | 113,246 | 32,841 |
| Other | 1,506 | 683 | 1258 | 42,629 | 19,336 | 15,759 | - | - | - | 44,135 | 20,020 | 17,017 |
| Total Pacific | 11,451 | 5,194 | 3,986 | 582,398 | 264,174 | 89,344 | - | - | - | 593,849 | 269,368 | 93,330 |
| Haiibut | 2,751 | 1,248 | 10079 | 53,746 | 24,379 | 196,474 | - | - | - | 56,497 | 25,627 | 206,553 |
| Total flatfish | 17,527 | 7,950 | 21,222 | 663,328 | 300,884 | 331,574 | - | - | - | 680,855 | 308,834 | 352,796 |
| Goosefish (monkfish) | 630 | 286 | 891 | 15,355 | 6,965 | 18,098 | - | - | - | 15,985 | 7,251 | 18,989 |
| Groupers | 76 | 34 | 245 | 6,111 | 2,772 | 17,921 | - | - | - | 6,187 | 2,806 | 18,166 |
| Haddock | 5 | 2 | 8 | 21,606 | 9,800 | 21,681 | - | - | - | 21,611 | 9,803 | 21,689 |
| Hakes: | | | | | | | | | | | | |
| Pacific (whiting) | - | - | - | 355,272 | 161,150 | 27,316 | - | - | - | 355,272 | 161,150 | 27,316 |
| Red | 90 | 41 | 42 | 1,236 | 561 | 470 | - | - | - | 1,326 | 601 | 512 |
| Silver (Atl. whiting) | 1,458 | 661 | 1,038 | 16,106 | 7,306 | 9,824 | - | - | - | 17,564 | 7,967 | 10,862 |
| White | 4 | 2 | 2 | 4,111 | 1,865 | 4,181 | - | - | - | 4,115 | 1,867 | 4,183 |
| Herring: | | | | | | | | | | | | |
| Sea: | | | | | | | | | | | | |
| Atlantic | 3,646 | 1,654 | 559 | 140,867 | 63,897 | 20,716 | - | - | - | 144,513 | 65,551 | 21,275 |
| Pacific | 108,868 | 49,382 | 23,308 | - | - | - | - | - | - | 108,868 | 49,382 | 23,308 |
| Thread | 842 | 382 | 141 | 332 | 151 | 48 | - | - | - | 1,174 | 533 | 189 |
| Jack mackerel | 595 | 270 | 55 | 89 | 40 | 8 | - | - | - | 684 | 310 | 63 |
| Lingcod | 277 | 126 | 268 | 622 | 282 | 615 | - | - | - | 899 | 408 | 883 |
| Mackerels: | | | | | | | | | | | | |
| Atlantic | 398 | 181 | 249 | 21,370 | 9,693 | 4,138 | - | - | - | 21,768 | 9,874 | 4,387 |
| Chub | 3,783 | 1,716 | 344 | 956 | 434 | 103 | - | - | - | 4,739 | 2,150 | 447 |
| King and cero | 1,023 | 464 | 1,780 | 5,562 | 2,523 | 9,007 | - | - | - | 6,585 | 2,987 | 10,787 |
| Spanish | 4,220 | 1,914 | 3,252 | 1,569 | 712 | 1,095 | - | - | - | 5,789 | 2,626 | 4,347 |
| Menhaden: | | | | | | | | | | | | |
| Atlantic | 392,241 | 177,919 | 31,476 | 112,537 | 51,046 | 9,698 | - | - | - | 504,778 | 228,966 | 41,174 |
| Gulf | 456,681 | 207,149 | 23,780 | 510,344 | 231,491 | 42,239 | - | - | - | 967,025 | 438,640 | 66,019 |
| Total menhaden | 848,922 | 385,068 | 55,256 | 622,881 | 282,537 | 51,937 | - | - | - | 1,471,803 | 667,605 | 107,193 |

(Continued)

See footnotes at end of table.

U.S. Commercial Landings

COMMERCIAL LANDINGS OF FISH AND SHELLFISH BY U.S. FISHING CRAFT: BY SPECIES, BY DISTANCE CAUGHT OFF U.S. SHORES AND IN INTERNATIONAL WATERS, 2010 (1)

| Species | Distance from U.S. shores | | | | | | High Seas or off Foreign Shores | | | | | | Total U.S. Landings | | | | | | | |
|-------------------------|---------------------------|----------------|------------------|-----------------|---------------|------------------|---------------------------------|-------------|-----------------|-------------|------------------|-----------------|---------------------|-----------------|-------------|------------------|------------------|----------------|------------------|--|
| | 0 to 3 miles | | | 3 - 200 miles | | | Thousand Pounds | | Metric Tons | | Thousand Dollars | | Thousand Pounds | | Metric Tons | | Thousand Dollars | | | |
| | Thousand Pounds | Metric Tons | Thousand Dollars | Thousand Pounds | Metric Tons | Thousand Dollars | Thousand Pounds | Metric Tons | Thousand Pounds | Metric Tons | Thousand Dollars | Thousand Pounds | Metric Tons | Thousand Pounds | Metric Tons | Thousand Dollars | Thousand Pounds | Metric Tons | Thousand Dollars | |
| Fish - Continued | | | | | | | | | | | | | | | | | | | | |
| Mulletts | 13,660 | 6,196 | 7,007 | 18 | 8 | 9 | - | - | - | - | - | - | - | - | - | 13,678 | 6,204 | 7,016 | | |
| Pollock: | | | | | | | | | | | | | | | | | | | | |
| Atlantic | 6 | 3 | 6 | 11,350 | 5,148 | 9,517 | - | - | - | - | - | - | - | - | - | 11,356 | 5,151 | 9,523 | | |
| Walleye (Alaska) | 68,393 | 31,023 | 9,917 | 1,879,187 | 852,394 | 272,482 | - | - | - | - | - | - | - | - | - | 1,947,580 | 883,416 | 282,399 | | |
| Rockfishes: | | | | | | | | | | | | | | | | | | | | |
| Ocean perch: | | | | | | | | | | | | | | | | | | | | |
| Atlantic (redfish) | 3,463 | 1,571 | 1,837 | 160 | 73 | 120 | - | - | - | - | - | - | - | - | - | 3,623 | 1,643 | 1,957 | | |
| Pacific | 15 | 7 | 1 | 71,563 | 32,461 | 11,045 | - | - | - | - | - | - | - | - | - | 71,578 | 32,468 | 11,046 | | |
| Other | 1,375 | 624 | 1,336 | 38,200 | 17,327 | 16,609 | - | - | - | - | - | - | - | - | - | 39,575 | 17,951 | 17,945 | | |
| Total rockfishes | 4,853 | 2,201 | 3,174 | 109,923 | 49,861 | 27,774 | - | - | - | - | - | - | - | - | - | 114,776 | 52,062 | 30,948 | | |
| Sablefish | 3,872 | 1,756 | 11,623 | 36,430 | 16,525 | 112,713 | - | - | - | - | - | - | - | - | - | 40,302 | 18,281 | 124,336 | | |
| Salmon: | | | | | | | | | | | | | | | | | | | | |
| Chinook or king | 11,828 | 5,365 | 33,151 | 1,505 | 683 | 5,023 | - | - | - | - | - | - | - | - | - | 13,333 | 6,048 | 38,174 | | |
| Chum or keta | 115,593 | 52,433 | 74,915 | 7 | 3 | 4 | - | - | - | - | - | - | - | - | - | 115,600 | 52,436 | 74,919 | | |
| Coho | 32,326 | 14,663 | 34,456 | 935 | 424 | 1,283 | - | - | - | - | - | - | - | - | - | 33,261 | 15,087 | 35,739 | | |
| Pink | 372,392 | 168,916 | 127,284 | 165 | 75 | 54 | - | - | - | - | - | - | - | - | - | 372,557 | 168,991 | 127,338 | | |
| Sockeye | 252,987 | 114,754 | 278,644 | 2 | 1 | 2 | - | - | - | - | - | - | - | - | - | 252,989 | 114,755 | 278,646 | | |
| Total salmon | 785,126 | 356,131 | 548,450 | 2,614 | 1,186 | 6,366 | - | - | - | - | - | - | - | - | - | 787,740 | 357,317 | 554,816 | | |
| Sardines: | | | | | | | | | | | | | | | | | | | | |
| Pacific | 144,820 | 65,690 | 12,218 | 1,486 | 674 | 88 | - | - | - | - | - | - | - | - | - | 146,306 | 66,364 | 12,306 | | |
| Spanish | 1,965 | 891 | 301 | 52 | 24 | 8 | - | - | - | - | - | - | - | - | - | 2,017 | 915 | 309 | | |
| Scup or porgy | 4,251 | 1,928 | 3,017 | 6,271 | 2,845 | 4,095 | - | - | - | - | - | - | - | - | - | 10,522 | 4,773 | 7,112 | | |
| Sea bass: | | | | | | | | | | | | | | | | | | | | |
| Black (Atlantic) | 625 | 283 | 1,442 | 1,745 | 792 | 4,976 | - | - | - | - | - | - | - | - | - | 2,370 | 1,075 | 6,418 | | |
| White (Pacific) | 244 | 111 | 661 | 324 | 147 | 875 | - | - | - | - | - | - | - | - | - | 568 | 258 | 1,536 | | |
| Sea trout or weakfish: | | | | | | | | | | | | | | | | | | | | |
| Gray | 107 | 49 | 117 | 163 | 74 | 246 | - | - | - | - | - | - | - | - | - | 270 | 122 | 363 | | |
| Spotted | 312 | 142 | 590 | 17 | 8 | 33 | - | - | - | - | - | - | - | - | - | 329 | 149 | 623 | | |
| Sand (white) | 42 | 19 | 30 | 31 | 14 | 16 | - | - | - | - | - | - | - | - | - | 73 | 33 | 46 | | |
| Shads: | | | | | | | | | | | | | | | | | | | | |
| American | 631 | 286 | 536 | 28 | 13 | 25 | - | - | - | - | - | - | - | - | - | 659 | 299 | 561 | | |
| Hickory | 117 | 53 | 24 | 15 | 7 | 3 | - | - | - | - | - | - | - | - | - | 132 | 60 | 27 | | |

See footnotes at end of table. (Continued)

U.S. Commercial Landings

COMMERCIAL LANDINGS OF FISH AND SHELLFISH BY U.S. FISHING CRAFT: BY SPECIES, BY DISTANCE CAUGHT OFF U.S. SHORES AND IN INTERNATIONAL WATERS, 2010 (1)

| Species | Distance from U.S. shores | | | | | | High Seas or off Foreign Shores | | | | | | Total U.S. Landings | | | | |
|----------------------------|---------------------------|----------------|------------------|------------------|------------------|------------------|---------------------------------|-------------|------------------|-----------------|-------------|------------------|---------------------|------------------|------------------|------------------|------------------|
| | 0 to 3 miles | | | 3 - 200 miles | | | Thousand Pounds | | | Metric Tons | | | Thousand Dollars | | Thousand Pounds | Metric Tons | Thousand Dollars |
| | Thousand Pounds | Metric Tons | Thousand Dollars | Thousand Pounds | Metric Tons | Thousand Dollars | Thousand Pounds | Metric Tons | Thousand Dollars | Thousand Pounds | Metric Tons | Thousand Dollars | | | | | |
| Fish - Continued | | | | | | | | | | | | | | | | | |
| Sharks: | | | | | | | | | | | | | | | | | |
| Dogfish | 3,934 | 1,784 | 928 | 12,885 | 5,845 | 3,487 | | | | | | | | 16,819 | 7,629 | 4,415 | |
| Other | 437 | 198 | 245 | 3,181 | 1,443 | 2,537 | | | | | | | | 3,766 | 1,708 | 2,856 | |
| Sheepshead (Atlantic) | 1,458 | 661 | 748 | 197 | 89 | 128 | | | | | | | | 1,655 | 751 | 876 | |
| Skates | 8,588 | 3,895 | 5,018 | 52,865 | 23,979 | 7,599 | | | | | | | | 61,453 | 27,875 | 12,617 | |
| Smelts | 312 | 142 | 238 | 69 | 31 | 27 | | | | | | | | 381 | 173 | 265 | |
| Snappers: | | | | | | | | | | | | | | | | | |
| Red | 0 | 0 | 0 | 1,978 | 897 | 5,683 | | | | | | | | 1,978 | 897 | 5,683 | |
| Vermillion | 11 | 5 | 30 | 3,051 | 1,384 | 7,876 | | | | | | | | 3,062 | 1,389 | 7,906 | |
| Unclassified | 994 | 451 | 2,767 | 2,816 | 1,277 | 8,906 | | | | | | | | 3,810 | 1,728 | 11,673 | |
| Spearfsh | 11 | 5 | 15 | 546 | 248 | 798 | | | | | | | | 1,525 | 692 | 2,169 | |
| Spot | 1,305 | 592 | 881 | 2,387 | 1,083 | 1,964 | | | | | | | | 3,692 | 1,675 | 2,845 | |
| Striped bass | 5,871 | 2,663 | 14,221 | 1,436 | 651 | 3,012 | | | | | | | | 7,307 | 3,314 | 17,233 | |
| Swordfish | 89 | 40 | 254 | 5,222 | 2,369 | 16,045 | | | | | | | | 7,736 | 3,509 | 21,745 | |
| Tenpounder (ladyfish) | 1,074 | 487 | 529 | 496 | 225 | 268 | | | | | | | | 1,570 | 712 | 797 | |
| Tilefish | 6 | 3 | 13 | 3,167 | 1,437 | 7,664 | | | | | | | | 3,173 | 1,439 | 7,677 | |
| Trout, rainbow | 413 | 187 | 549 | 1 | - | 1 | | | | | | | | 414 | 188 | 550 | |
| Tuna: | | | | | | | | | | | | | | | | | |
| Albacore | 862 | 391 | 931 | 24,688 | 11,198 | 27,936 | | | | | | | | 26,637 | 12,082 | 30,302 | |
| Bigeye | 32 | 15 | 56 | 4,324 | 1,961 | 14,856 | | | | | | | | 22,889 | 10,382 | 58,736 | |
| Bluefin | - | - | 1 | 1,382 | 627 | 9,596 | | | | | | | | 1,382 | 627 | 9,597 | |
| Little tunny | 726 | 329 | 240 | 372 | 169 | 134 | | | | | | | | 1,098 | 498 | 374 | |
| Skipjack | 15 | 7 | 33 | 233 | 106 | 463 | | | | | | | | 423,870 | 192,266 | 241,197 | |
| Yellowfin | 146 | 66 | 376 | 3,635 | 1,649 | 10,202 | | | | | | | | 54,570 | 24,753 | 41,340 | |
| Unclassified | 11 | 5 | 28 | 451 | 205 | 1,209 | | | | | | | | 462 | 210 | 1,237 | |
| Total tuna | 1,792 | 813 | 1,665 | 35,085 | 15,914 | 64,396 | | | | | | | | 530,908 | 240,818 | 382,783 | |
| Whitefish, lake | 10,324 | 4,683 | 11,113 | - | - | - | | | | | | | | 10,324 | 4,683 | 11,113 | |
| Wolffish, Atlantic | - | - | - | 6 | 3 | 6 | | | | | | | | 6 | 3 | 6 | |
| Yellow perch | 1,753 | 795 | 2,947 | 2 | 1 | 2 | | | | | | | | 1,755 | 796 | 2,949 | |
| Other marine finfishes | 20,398 | 9,252 | 18,759 | 12,868 | 5,837 | 11,298 | | | | | | | | 35,955 | 16,309 | 34,555 | |
| Other freshwater finfishes | 12,698 | 5,760 | 4825 | - | - | - | | | | | | | | 12,698 | 5,760 | 4,825 | |
| Total finfish | 2,190,421 | 993,568 | 806,705 | 4,709,345 | 2,136,145 | 1,293,816 | | | | | | | | 7,400,874 | 3,357,014 | 2,429,923 | |

See footnotes at end of table. (Continued)

U.S. Commercial Landings

COMMERCIAL LANDINGS OF FISH AND SHELLFISH BY U.S. FISHING CRAFT: BY SPECIES, BY DISTANCE CAUGHT OFF U.S. SHORES AND IN INTERNATIONAL WATERS, 2010 (1)

| Species | Distance from U.S. shores | | | | | | High Seas or off Foreign Shores | | | | | | Total U.S. Landings | | |
|--------------------------|---------------------------|----------------|------------------|-----------------|----------------|------------------|---------------------------------|-------------|------------------|-----------------|----------------|------------------|---------------------|-------------|------------------|
| | 0 to 3 miles | | | 3 - 200 miles | | | Thousand Pounds | Metric Tons | Thousand Dollars | Thousand Pounds | Metric Tons | Thousand Dollars | Thousand Pounds | Metric Tons | Thousand Dollars |
| | Thousand Pounds | Metric Tons | Thousand Dollars | Thousand Pounds | Metric Tons | Thousand Dollars | | | | | | | | | |
| Shellfish | | | | | | | | | | | | | | | |
| Crustaceans: | | | | | | | | | | | | | | | |
| Crabs: | | | | | | | | | | | | | | | |
| Blue: Hard | 154,679 | 70,162 | 165,294 | 29,172 | 13,232 | 46,563 | - | - | - | 183,851 | 83,394 | 211,857 | | | |
| Soft or peeler | 1,181 | 536 | 3,997 | 1 | - | 5 | - | - | - | 1,182 | 536 | 4,002 | | | |
| Dungeness | 56,165 | 25,476 | 122,212 | 9,171 | 4,160 | 17,600 | - | - | - | 65,336 | 29,636 | 139,812 | | | |
| Jonah | 4,254 | 1,930 | 2,168 | 6,626 | 3,006 | 3,482 | - | - | - | 10,880 | 4,935 | 5,650 | | | |
| King | 1,666 | 756 | 5,936 | 22,376 | 10,150 | 116,475 | - | - | - | 24,042 | 10,905 | 122,411 | | | |
| Snow (tanner): | | | | | | | | | | | | | | | |
| Opilio | - | - | - | 47,839 | 21,700 | 54,048 | - | - | - | 47,839 | 21,700 | 54,048 | | | |
| Bairdi | 1,800 | 816 | 2529 | 834 | 378 | 1,182 | - | - | - | 2,634 | 1,195 | 3,711 | | | |
| Other | 5,290 | 2,400 | 15104 | 8,550 | 3,878 | 16,202 | - | - | - | 13,840 | 6,278 | 31,306 | | | |
| Total crabs | 225,035 | 102,075 | 317,240 | 124,569 | 56,504 | 255,557 | - | - | - | 349,604 | 158,579 | 572,797 | | | |
| Crawfish, freshwater | 14,180 | 6,432 | 13,689 | - | - | - | - | - | - | 14,180 | 6,432 | 13,689 | | | |
| Lobsters: | | | | | | | | | | | | | | | |
| American | 33,174 | 15,048 | 116,921 | 82,259 | 37,312 | 279,836 | - | - | - | 115,433 | 52,360 | 396,757 | | | |
| Spiny | 4,952 | 2,246 | 35,413 | 1,419 | 644 | 10,565 | - | - | - | 6,371 | 2,890 | 45,978 | | | |
| Shrimp: | | | | | | | | | | | | | | | |
| New England | 4,407 | 1,999 | 2,200 | 8,948 | 4,059 | 5,134 | - | - | - | 13,355 | 6,058 | 7,334 | | | |
| South Atlantic | 7,448 | 3,378 | 13,394 | 15,123 | 6,860 | 31,254 | - | - | - | 22,571 | 10,238 | 44,648 | | | |
| Gulf | 58,219 | 26,408 | 101,548 | 118,202 | 53,616 | 236,944 | - | - | - | 176,421 | 80,024 | 338,492 | | | |
| Pacific | 15,386 | 6,979 | 7,052 | 31,239 | 14,170 | 16,454 | - | - | - | 46,625 | 21,149 | 23,506 | | | |
| Other | (2) | (2) | (2) | (2) | (2) | (2) | - | - | - | (2) | (2) | (2) | | | |
| Total shrimp | 85,460 | 38,764 | 124,194 | 173,512 | 78,705 | 289,786 | - | - | - | 258,972 | 117,469 | 413,980 | | | |
| Total crustaceans | 362,801 | 164,565 | 607,457 | 381,759 | 173,165 | 835,744 | - | - | - | 744,560 | 337,730 | 1,443,201 | | | |
| Mollusks: | | | | | | | | | | | | | | | |
| Clams: | | | | | | | | | | | | | | | |
| Quahog (hard) | 4,056 | 1,840 | 40,261 | 118 | 54 | 625 | - | - | - | 4,174 | 1,893 | 40,886 | | | |
| Geoduck (Pacific) | 2,778 | 1,260 | 62,998 | - | - | - | - | - | - | 2,778 | 1,260 | 62,998 | | | |
| Manila (Pacific) | 938 | 425 | 15,599 | - | - | - | - | - | - | 938 | 425 | 15,599 | | | |
| Ocean quahog | 2,909 | 1,320 | 2,497 | 32,424 | 14,707 | 20,581 | - | - | - | 35,333 | 16,027 | 23,078 | | | |
| Softshell | 3,987 | 1,808 | 18,777 | 262 | 119 | 1,615 | - | - | - | 4,249 | 1,927 | 20,392 | | | |

(Continued)

See footnotes at end of table.

U.S. Commercial Landings

COMMERCIAL LANDINGS OF FISH AND SHELLFISH BY U.S. FISHING CRAFT: BY SPECIES, BY DISTANCE CAUGHT OFF U.S. SHORES AND IN INTERNATIONAL WATERS, 2010 (1)

| Species | Distance from U.S. shores | | | | | | High Seas or off Foreign Shores | | | Total U.S. Landings | | | |
|------------------------------|---------------------------|------------------|------------------|------------------|------------------|------------------|---------------------------------|----------------|------------------|---------------------|------------------|------------------|------------------|
| | 0 to 3 miles | | | 3 - 200 miles | | | Thousand Pounds | Metric Tons | Thousand Dollars | Thousand Pounds | Metric Tons | Thousand Dollars | |
| | Thousand Pounds | Metric Tons | Thousand Dollars | Thousand Pounds | Metric Tons | Thousand Dollars | | | | | | | |
| Shellfish - Continued | | | | | | | | | | | | | |
| Surf (Atlantic) | 13,079 | 5,933 | 8,692 | 27,697 | 12,563 | 19,391 | - | - | - | - | 40,776 | 18,496 | 28,083 |
| Other | 642 | 291 | 9,610 | 1 | - | 11 | - | - | - | - | 643 | 292 | 9,621 |
| Total clams | 28,389 | 12,877 | 158,434 | 60,502 | 27,444 | 42,223 | - | - | - | - | 88,891 | 40,321 | 200,657 |
| Conch (snails) | 4,102 | 1,861 | 6,252 | 359 | 163 | 1,200 | - | - | - | - | 4,461 | 2,023 | 7,452 |
| Mussels, blue (sea) | 5,905 | 2,678 | 6,929 | 331 | 150 | 211 | - | - | - | - | 6,236 | 2,829 | 7,140 |
| Oysters | 27,057 | 12,273 | 111,187 | 1,023 | 464 | 6,403 | - | - | - | - | 28,080 | 12,737 | 117,590 |
| Scallops: | | | | | | | | | | | | | |
| Bay | 127 | 58 | 1,526 | 3 | 1 | 18 | - | - | - | - | 130 | 59 | 1,544 |
| Sea | 871 | 395 | 7,762 | 56,583 | 25,666 | 447,326 | - | - | - | - | 57,454 | 26,061 | 455,088 |
| Squid: | | | | | | | | | | | | | |
| Atlantic: | | | | | | | | | | | | | |
| Illex | - | - | - | 34,883 | 15,823 | 11,287 | - | - | - | - | 34,883 | 15,823 | 11,287 |
| Loligo | 2,840 | 1,288 | 3,193 | 11,906 | 5,401 | 12,474 | - | - | - | - | 14,746 | 6,689 | 15,667 |
| Unclassified | 225 | 102 | 46 | 966 | 438 | 129 | - | - | - | - | 1,191 | 540 | 175 |
| Pacific: | | | | | | | | | | | | | |
| Loligo | 260,606 | 118,210 | 64,339 | 25,774 | 11,691 | 6,363 | - | - | - | - | 286,380 | 129,901 | 70,702 |
| Unclassified | - | - | - | 23 | - | 4 | - | - | - | - | 23 | 10 | 4 |
| Total, squid | 263,671 | 119,600 | 67,578 | 73,552 | 33,363 | 30,257 | - | - | - | - | 337,223 | 152,963 | 97,835 |
| Total, mollusks | 330,122 | 149,742 | 359,668 | 192,353 | 87,251 | 527,638 | - | - | - | - | 522,475 | 236,993 | 887,306 |
| Other shellfish | 4,722 | 2,142 | 9,456 | 4,609 | 2,091 | 1,939 | - | - | - | - | 9,331 | 4,233 | 11,395 |
| Total shellfish | 697,645 | 316,450 | 976,581 | 578,721 | 262,506 | 1,365,321 | - | - | - | - | 1,276,366 | 578,956 | 2,341,902 |
| Other | | | | | | | | | | | | | |
| Horseshoe crab | 604 | 274 | 451 | 739 | 335 | 287 | - | - | - | - | 1,343 | 609 | 738 |
| Sea urchins | 11,068 | 5,020 | 11,122 | 3,094 | 1,403 | 2,036 | - | - | - | - | 14,162 | 6,424 | 13,158 |
| Seaweed, unclassified | 19,643 | 8,910 | 746 | 257 | 117 | 53 | - | - | - | - | 19,900 | 9,027 | 799 |
| Kelp (with herring eggs) | 1 | - | 1 | - | - | - | - | - | - | - | 1 | 0 | 1 |
| Worms | 802 | 364 | 7,319 | - | - | - | - | - | - | - | 802 | 364 | 7,319 |
| Total other | 32,118 | 14,569 | 19,639 | 4,090 | 1,855 | 2,376 | - | - | - | - | 36,208 | 16,424 | 22,015 |
| Grand total, 2010 | 2,920,184 | 1,324,587 | 1,802,925 | 5,292,156 | 2,400,506 | 2,661,513 | 501,108 | 227,301 | 329,402 | 8,713,448 | 3,952,394 | 4,793,840 | |
| Grand total, 2009 | 3,450,488 | 1,565,131 | 1,730,591 | 4,564,461 | 2,070,426 | 2,119,687 | 405,917 | 184,123 | 212,100 | 8,420,863 | 3,819,678 | 4,062,374 | |

(1) Landings are reported in round (live) weight for all items except univalve and bivalve mollusks, such as clams, oysters, and scallops, which are reported in weight of meats (excluding the shell). The National Marine Fisheries Service estimated the distance-from-shore landings for data collected by the Service and States. Includes landings from the Great Lakes and other inland waters, but excludes Mississippi River Drainage Area States.

(2) Less than 500 LB, .5 MT or \$500.

NOTE:—Data are preliminary. Totals may not agree due to roundings. Data include landings by U.S.-flag vessels at Puerto Rico and other ports outside the 50 States. Therefore, they will not agree with "U.S. Commercial Landings" tables beginning on page 1. Data do not include aquaculture products, except oysters and clams.

U.S. Commercial Landings

DOMESTIC LANDINGS FOR U.S. TERRITORIAL POSSESSIONS, 2010

| Group / Species | American Samoa | | | Guam | | | Northern Marianas Islands | | |
|--------------------------------|-------------------|------------------|-------------------|----------------|----------------|----------------|---------------------------|----------------|----------------|
| | Pounds | Kilograms | Dollars | Pounds | Kilograms | Dollars | Pounds | Kilograms | Dollars |
| Fish | | | | | | | | | |
| Barracudas | 457 | 207 | 1,203 | 1,627 | 738 | 3,407 | 24 | 11 | 180 |
| Billfishes: | | | | | | | | | |
| Marlin | 77,419 | 35,117 | 133,682 | 20,933 | 9,495 | 31,059 | 82 | 37 | 123 |
| Sailfish | 5,311 | 2,409 | 8,530 | 687 | 312 | 1,069 | 102 | 46 | 153 |
| Swordfish | 17,484 | 7,931 | 30,687 | - | - | - | - | - | - |
| Spearfish | 2,244 | 1,018 | 2,581 | 265 | 120 | 405 | - | - | - |
| Dolphinfish | 13,580 | 6,160 | 33,949 | 106,524 | 48,319 | 233,358 | 22,900 | 10,387 | 36,734 |
| Emperors | 3,753 | 1,702 | 9,776 | 1,169 | 530 | 3,598 | 11,386 | 5,165 | 28,566 |
| Goatfish | 12 | 5 | 31 | 17 | 8 | 85 | 709 | 322 | 1,772 |
| Groupers | 1,506 | 683 | 4,092 | 2,415 | 1,095 | 7,647 | 522 | 237 | 1,450 |
| Jacks: | | | | | | | | | |
| Amberjack | 400 | 181 | 1,023 | 116 | 53 | 315 | 313 | 142 | 822 |
| Bigeye Scad | - | - | - | 2,693 | 1,222 | 130 | 24,105 | 10,934 | 60,249 |
| Black jack | 763 | 346 | 1,928 | 145 | 66 | 1,799 | 127 | 58 | 326 |
| Rainbow runner | 188 | 85 | 516 | 1,590 | 721 | 3,521 | 1,522 | 690 | 3,042 |
| Other | 163 | 74 | 461 | 1,492 | 677 | 3,870 | 2,182 | 990 | 5,355 |
| Parrotfishes | 9,241 | 4,192 | 26,602 | 48,255 | 21,888 | 156,766 | 21,704 | 9,845 | 66,833 |
| Rabbitfish | 12 | 5 | 30 | - | - | - | 2,102 | 953 | 6,372 |
| Snappers: | | | | | | | | | |
| Blue lined snapper | 1,706 | 774 | 6,329 | - | - | - | 1,762 | 799 | 4,404 |
| Ehu | 496 | 225 | 1,564 | 622 | 282 | 2,385 | 3,563 | 1,616 | 13,038 |
| Gindai (flower snapper) | 87 | 39 | 195 | 278 | 126 | 3,768 | 2,261 | 1,026 | 8,245 |
| Gray jobfish | 1,328 | 602 | 3,442 | 190 | 86 | 527 | 1,384 | 628 | 2,800 |
| Humpback | 2,697 | 1,223 | 7,416 | - | - | - | - | - | - |
| Lehi (silverjaw) | 1,208 | 548 | 3,325 | 242 | 110 | 920 | - | - | - |
| Onaga | 911 | 413 | 2,531 | 2,737 | 1,241 | 3,768 | 3,553 | 1,612 | 15,248 |
| Opakapaka | 377 | 171 | 979 | 521 | 236 | 2,084 | 3,814 | 1,730 | 3,768 |
| Snappers, other | 657 | 298 | 1,737 | 483 | 219 | 1,699 | 3,734 | 1,694 | 9,615 |
| Total snappers | 9,467 | 4,294 | 27,518 | 5,073 | 2,301 | 15,151 | 20,071 | 9,104 | 57,118 |
| Squirrelfish | 1,756 | 797 | 4,598 | 646 | 293 | 1,851 | 229 | 104 | 573 |
| Surgeonfishes: | | | | | | | | | |
| Unicornfishes | 5,816 | 2,638 | 15,887 | 1,851 | 840 | 51,509 | 1,295 | 587 | 3,331 |
| Other | 8,665 | 3,930 | 23,061 | 3,301 | 1,497 | 9,531 | 2,396 | 1,087 | 5,156 |
| Tunas: | | | | | | | | | |
| Albacore | 8,587,751 | 3,895,378 | 8,587,751 | - | - | - | - | - | - |
| Bigeye | 374,820 | 170,017 | 412,691 | - | - | - | - | - | - |
| Skipjack | 242,916 | 110,186 | 151,284 | 21,886 | 9,927 | 42,763 | 129,087 | 58,553 | 206,280 |
| Yellowfin | 969,226 | 439,638 | 886,093 | 8,675 | 3,935 | 18,136 | 27,105 | 12,295 | 4,655 |
| Other | 538 | 244 | 1,015 | 1,417 | 643 | 2,249 | 4,954 | 2,247 | 7,798 |
| Total, tuna | 10,175,251 | 4,615,464 | 10,038,834 | 31,978 | 14,505 | 63,148 | 161,146 | 73,095 | 218,733 |
| Wahoo | 275,300 | 124,875 | 167,942 | 34,931 | 15,845 | 78,068 | 3,298 | 1,496 | 6,592 |
| Wrasses | 152 | 69 | 356 | 1,787 | 811 | 5,063 | 214 | 97 | 516 |
| Other marine finfishes | 1,964 | 891 | 6,669 | 42,630 | 19,337 | 128,713 | 61,788 | 28,027 | 155,413 |
| Total fish | 10,610,904 | 4,813,074 | 10,539,956 | 310,125 | 140,672 | 800,063 | 338,217 | 153,414 | 659,409 |
| Shellfish, et al | | | | | | | | | |
| Crabs | 23 | 10 | 59 | - | - | - | - | - | - |
| Lobster, spiny | 3,905 | 1,771 | 15,149 | 1,160 | 526 | 4,302 | 887 | 402 | 4,412 |
| Octopus | 158 | 72 | 404 | 1,863 | 845 | 5,589 | 476 | 216 | 979 |
| Shellfish, other | - | - | - | - | - | - | 148 | 67 | 741 |
| Total shellfish, et al. | 4,086 | 1,853 | 15,612 | 3,023 | 1,371 | 9,891 | 1,511 | 685 | 6,132 |
| Grand total | 10,614,990 | 4,814,928 | 10,555,568 | 313,148 | 142,043 | 809,954 | 339,728 | 154,100 | 665,541 |

U.S. Commercial Landings

DOMESTIC LANDINGS FOR U.S. TERRITORIAL POSSESSIONS, 2010

| Group / Species | Puerto Rico | | | U.S. Virgin Islands(1) | | |
|--------------------------------|------------------|----------------|------------------|------------------------|----------------|------------------|
| | Pounds | Kilograms | Dollars | Pounds | Kilograms | Dollars |
| Fish | | | | | | |
| Ballyhoo | 16,618 | 7,538 | 20,754 | - | - | - |
| Barracuda | 1,823 | 827 | 2,863 | 7,218 | 3,274 | 30,317 |
| Dolphinfish | 43,306 | 19,643 | 96,499 | 70,502 | 31,979 | 423,012 |
| Goatfish | 3,017 | 1,369 | 7,094 | 2,279 | 1,034 | 11,595 |
| Groupers: | | | | | | |
| Red hind | 19,209 | 8,713 | 38,919 | - | - | - |
| Nassau | 295 | 134 | 680 | - | - | - |
| Other | 17,503 | 7,939 | 39,131 | 103,077 | 46,755 | 584,176 |
| Grunts | 27,364 | 12,412 | 50,458 | 73,418 | 33,302 | 333,579 |
| Hogfish | 25,303 | 11,477 | 73,483 | 2,584 | 1,172 | 14,966 |
| Jacks: | | | | | | |
| Bar Jack | 13,412 | 6,084 | 22,744 | - | - | - |
| Horse-eye Jack | 621 | 282 | 704 | - | - | - |
| Other | 4,219 | 1,914 | 5,818 | 62,185 | 28,207 | 265,708 |
| Mackerel, king and cero | 39,553 | 17,941 | 74,722 | 7,055 | 3,200 | 40,149 |
| Mojarra | 2,261 | 1,026 | 3,775 | - | - | - |
| Mullet | 5,313 | 2,410 | 6,996 | - | - | - |
| Parrotfish | 19,540 | 8,863 | 36,707 | 229,575 | 104,134 | 980,753 |
| Scup or porgy | 6,931 | 3,144 | 13,674 | 26,760 | 12,138 | 107,041 |
| Sharks, other | 11,005 | 4,992 | 17,286 | - | - | - |
| Snappers: | | | | | | |
| Lane | 67,443 | 30,592 | 157,745 | - | - | - |
| Mutton | 25,048 | 11,362 | 57,491 | - | - | - |
| Silk | 76,522 | 34,710 | 279,277 | - | - | - |
| Yellowtail | 62,784 | 28,479 | 143,224 | - | - | - |
| Other | 184,453 | 83,667 | 593,044 | 212,872 | 96,558 | 1,228,254 |
| Total snappers | 416,250 | 188,810 | 1,230,781 | 212,872 | 96,558 | 1,228,254 |
| Snook | 6,807 | 3,088 | 12,778 | - | - | - |
| Squirrelfish | 3,006 | 1,364 | 4,703 | 3,140 | 1,424 | 14,156 |
| Surgeonfish | - | - | - | - | - | - |
| Triggerfish | 24,410 | 11,072 | 40,637 | 116,105 | 52,665 | 496,070 |
| Trunkfish (boxfish) | 26,694 | 12,108 | 53,163 | - | - | - |
| Tuna: | | | | | | |
| Albacore | 109 | 49 | 196 | - | - | - |
| Blackfin | 32,277 | 14,641 | 82,739 | - | - | - |
| Little(Tunny) | 6,449 | 2,925 | 11,749 | - | - | - |
| Skipjack | 13,726 | 6,226 | 10,297 | - | - | - |
| Yellowfin | 4,261 | 1,933 | 5,845 | - | - | - |
| Unclassified | 1,537 | 697 | 3,444 | 26,235 | 11,900 | 157,407 |
| Total tuna | 58,359 | 26,471 | 114,270 | 26,235 | 11,900 | 157,407 |
| Wahoo | 6,973 | 3,163 | 13,395 | 18,240 | 8,274 | 109,440 |
| Other marine finfishes | 27,477 | 12,463 | 86,526 | 60,193 | 27,303 | 171,925 |
| Total fish | 827,269 | 375,247 | 2,068,560 | 1,021,436 | 463,320 | 4,968,548 |
| Shellfish, et al | | | | | | |
| Crabs | 3,966 | 1,799 | 21,823 | - | - | - |
| Lobster, spiny | 147,033 | 66,694 | 903,397 | 245,783 | 111,487 | 1,794,650 |
| Conch (snail) meats | 121,205 | 54,978 | 530,722 | 74,565 | 33,822 | 500,659 |
| Octopus | 13,071 | 5,929 | 42,475 | - | - | - |
| Shellfish, other | 5,295 | 2,402 | 9,408 | 40,776 | 18,496 | 172,824 |
| Total shellfish, et al. | 290,570 | 131,802 | 1,507,825 | 361,124 | 163,805 | 2,468,133 |
| Grand total | 1,117,839 | 507,048 | 3,576,385 | 1,382,560 | 627,125 | 7,436,681 |

(1) U.S. Virgin Islands landings are for the July 1, 2009 to June 30, 2010 fishing year.

U.S. Commercial Landings

ESTIMATED U.S. AQUACULTURE PRODUCTION, 2004 - 2009

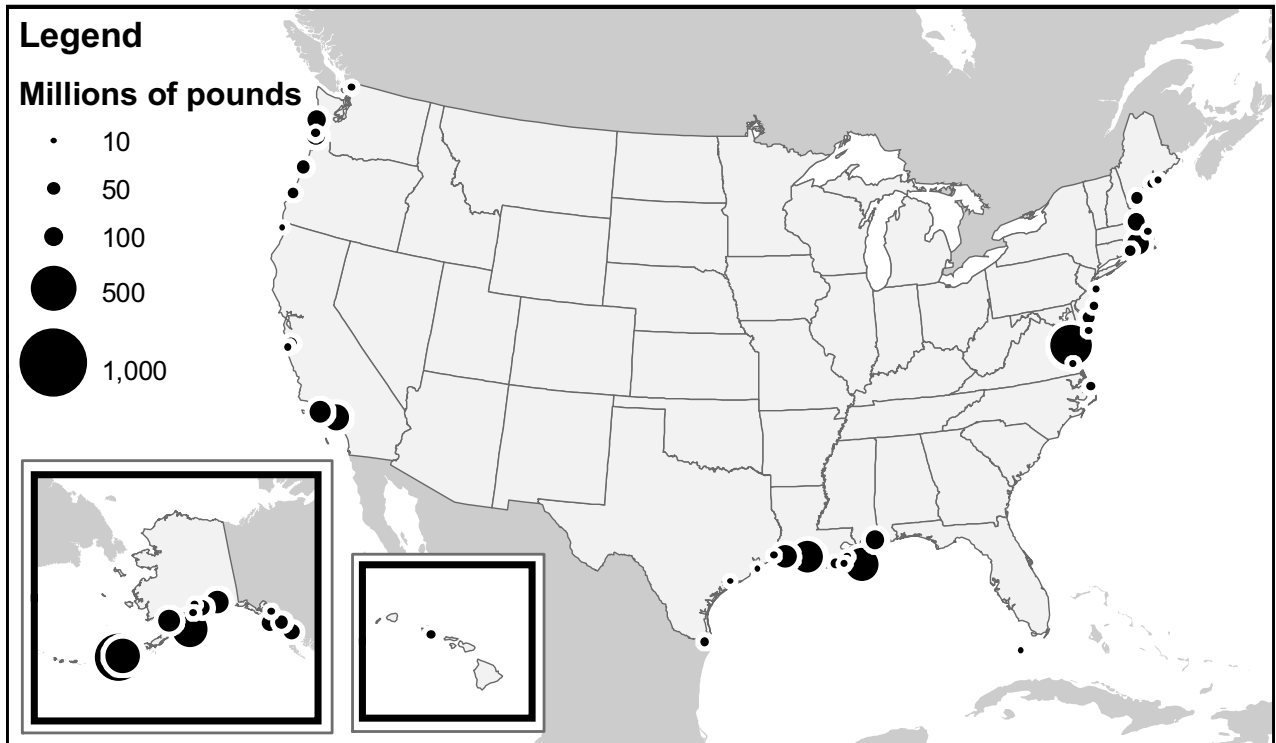
| Species | 2004 | | | 2005 | | |
|----------------------|----------------------------|------------------------|-----------------------------|----------------------------|------------------------|-----------------------------|
| | <u>Thousand pounds</u> | <u>Metric tons</u> | <u>Thousand dollars</u> | <u>Thousand pounds</u> | <u>Metric tons</u> | <u>Thousand dollars</u> |
| Finfish: | | | | | | |
| Catfish | 630,450 | 285,970 | 439,158 | 605,530 | 274,664 | 428,476 |
| Salmon | 33,416 | 15,157 | 56,679 | 20,726 | 9,401 | 37,439 |
| Striped bass | 11,500 | 5,216 | 31,353 | 12,010 | 5,448 | 30,277 |
| Tilapia | 20,000 | 9,072 | 40,000 | 17,203 | 7,803 | 29,620 |
| Trout | 54,976 | 24,937 | 57,082 | 60,636 | 27,504 | 65,469 |
| Shellfish: | | | | | | |
| Clams | 20,967 | 9,511 | 73,339 | 12,564 | 5,699 | 72,783 |
| Crawfish | 70,383 | 31,926 | 42,836 | 77,539 | 35,171 | 42,557 |
| Mussels | 593 | 269 | 3,956 | 962 | 436 | 4,990 |
| Oysters | 26,214 | 11,890 | 80,075 | 13,711 | 6,219 | 92,602 |
| Shrimp | 12,101 | 5,489 | 24,316 | 8,999 | 4,082 | 20,859 |
| Miscellaneous | - | - | 219,618 | - | - | 292,756 |
| Totals | 880,600 | 399,437 | 1,068,412 | 829,880 | 376,428 | 1,117,828 |
| Species | 2006 | | | 2007 | | |
| | <u>Thousand pounds</u> | <u>Metric tons</u> | <u>Thousand dollars</u> | <u>Thousand pounds</u> | <u>Metric tons</u> | <u>Thousand dollars</u> |
| Finfish: | | | | | | |
| Catfish | 568,900 | 258,049 | 441,264 | 563,900 | 255,781 | 424,596 |
| Salmon | 23,115 | 10,485 | 42,569 | 24,253 | 11,001 | 40,814 |
| Striped bass | 11,925 | 5,409 | 30,063 | 11,239 | 5,098 | 31,455 |
| Tilapia | 20,000 | 9,072 | 34,383 | 20,000 | 9,072 | 34,383 |
| Trout | 49,659 | 22,525 | 57,664 | 49,051 | 22,249 | 58,960 |
| Shellfish: | | | | | | |
| Clams | 11,307 | 5,129 | 75,357 | 10,743 | 4,873 | 65,754 |
| Crawfish | 83,714 | 37,972 | 100,626 | 114,623 | 51,992 | 88,906 |
| Mussels | 1,008 | 457 | 7,126 | 853 | 387 | 4,474 |
| Oysters | 22,046 | 10,000 | 87,658 | 20,944 | 9,500 | 81,536 |
| Shrimp | 7,800 | 3,538 | 16,346 | 6,001 | 2,722 | 12,004 |
| Miscellaneous | - | - | 343,704 | - | - | 358,988 |
| Totals | 799,475 | 362,636 | 1,236,760 | 821,607 | 372,675 | 1,201,870 |
| Species | 2008 | | | 2009 | | |
| | <u>Thousand pounds</u> | <u>Metric tons</u> | <u>Thousand dollars</u> | <u>Thousand pounds</u> | <u>Metric tons</u> | <u>Thousand dollars</u> |
| Finfish: | | | | | | |
| Catfish | 514,920 | 233,564 | 389,290 | 475,950 | 215,888 | 352,013 |
| Salmon | 36,848 | 16,714 | 68,206 | 31,028 | 14,074 | 61,219 |
| Striped bass | 11,980 | 5,434 | 30,430 | 8,534 | 3,871 | 26,623 |
| Tilapia | 20,000 | 9,072 | 34,383 | 22,000 | 9,979 | 52,988 |
| Trout | 35,744 | 16,213 | 49,774 | 36,685 | 16,640 | 51,562 |
| Shellfish: | | | | | | |
| Clams | 9,126 | 4,140 | 86,587 | 10,203 | 4,628 | 87,043 |
| Crawfish | 117,473 | 53,285 | 127,351 | 102,993 | 46,717 | 121,464 |
| Mussels | 721 | 327 | 6,879 | 733 | 333 | 6,730 |
| Oysters | 32,514 | 14,748 | 88,716 | 32,046 | 14,536 | 88,434 |
| Shrimp | 4,259 | 1,932 | 8,520 | 3,801 | 1,724 | 7,603 |
| Miscellaneous | - | - | 336,793 | - | - | 311,041 |
| Totals | 783,585 | 355,429 | 1,226,929 | 723,973 | 328,389 | 1,166,720 |

Note:--Table may not add due to rounding. Clams, oysters and mussels are reported as meat weights (excludes shell) while all other species such as shrimp and finfishes are reported as whole (live) weights. Some clam and oyster production are reported with U.S. commercial landings. Weights and values represent the final sales of products to processors and dealers. The "Miscellaneous" category includes baitfish, ornamental/tropical fish, alligators, algae, aquatic plants, eels, scallops, crabs, and others. For many of the "Miscellaneous" species, production value but not weight, are reported.

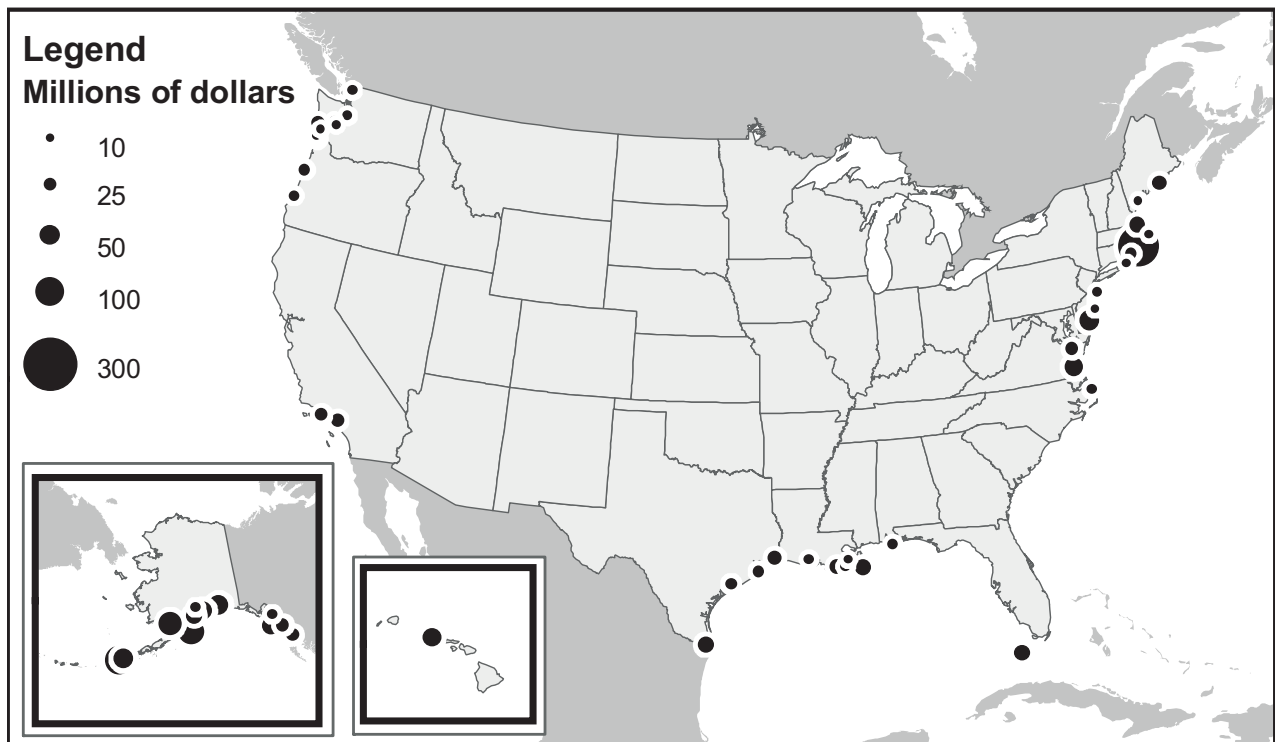
Source:—Fisheries Statistics Division, F/ST1, NMFS, State Data and Census of Aquaculture, USDA

U.S. Commercial Landings

Commercial Fishery Landings at Major U.S. Ports 2010



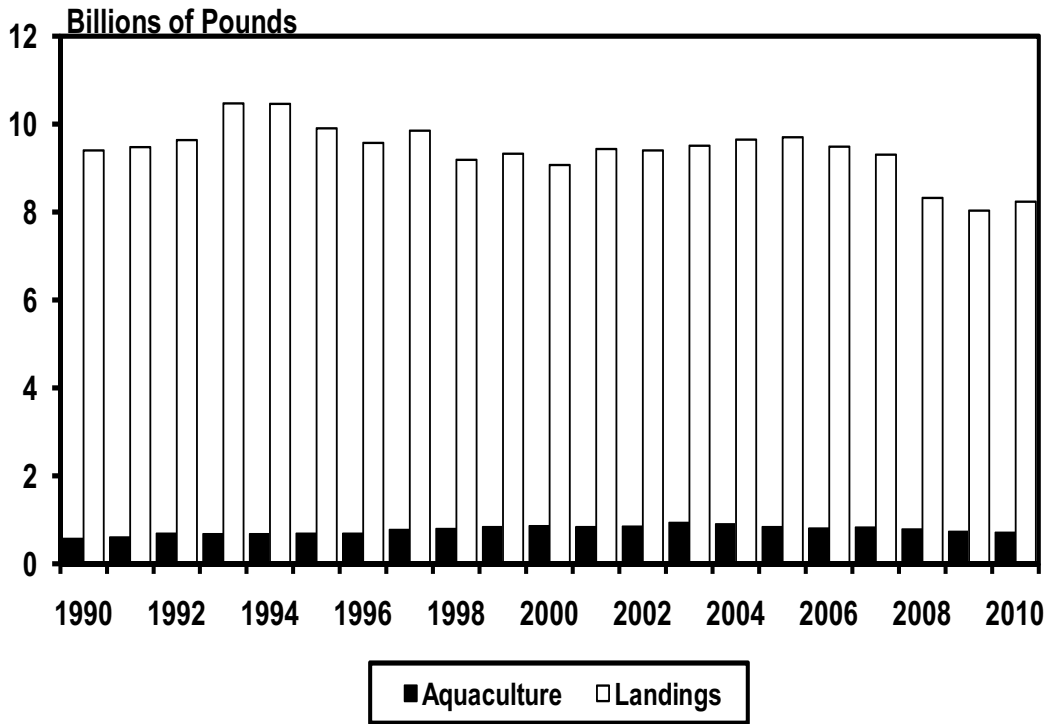
Commercial Fishery Value at Major U.S. Ports 2010



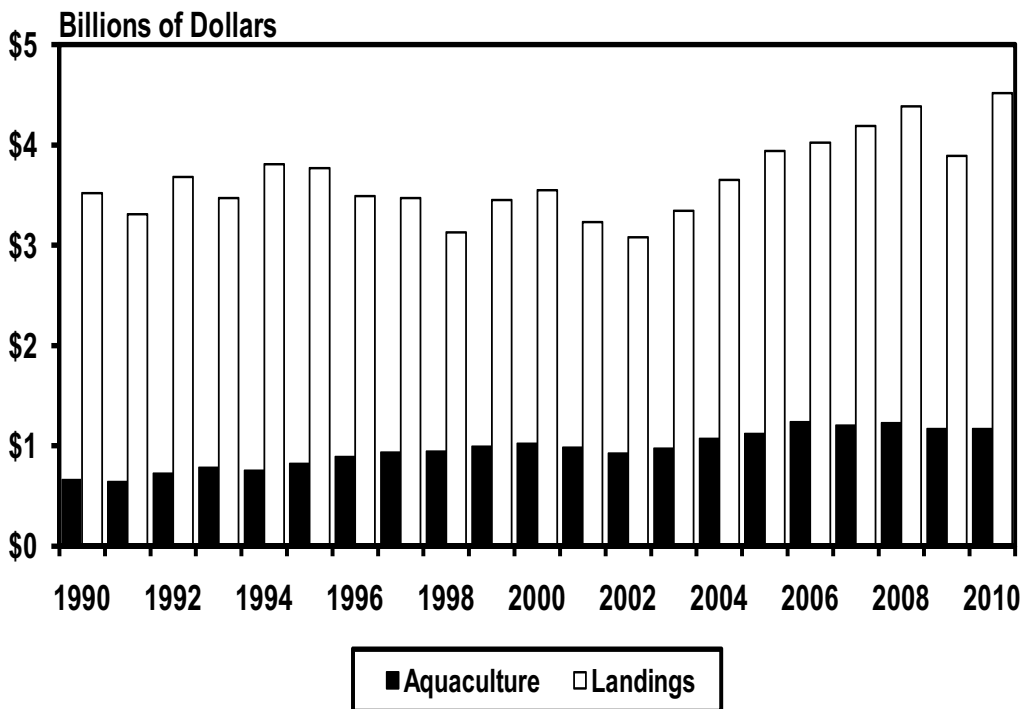
U.S. Commercial Landings

Volume of Domestic Commercial Landings and Aquaculture Production

Note: The 2010 aquaculture production is estimated

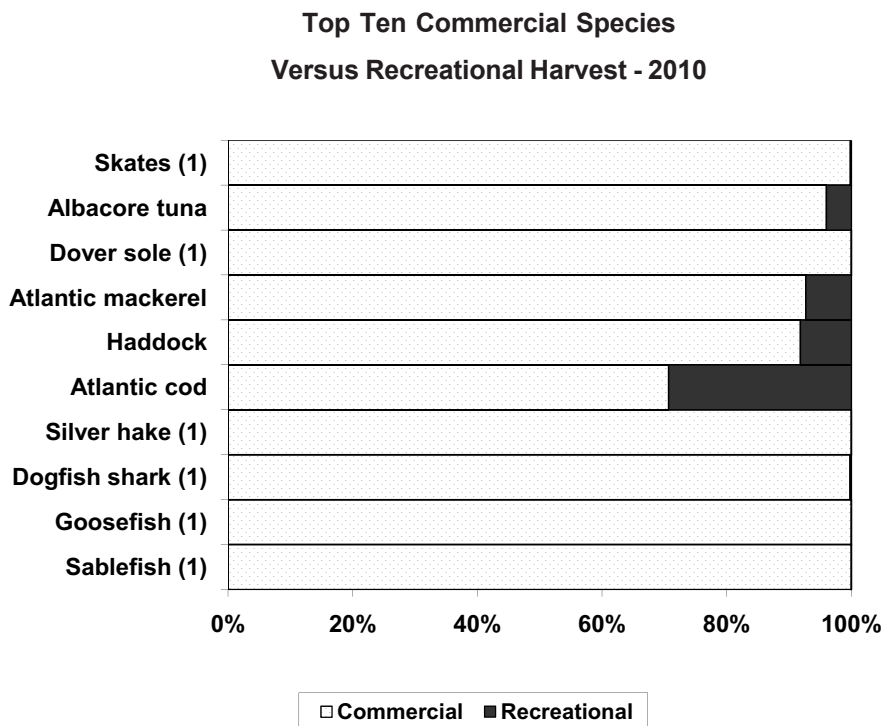
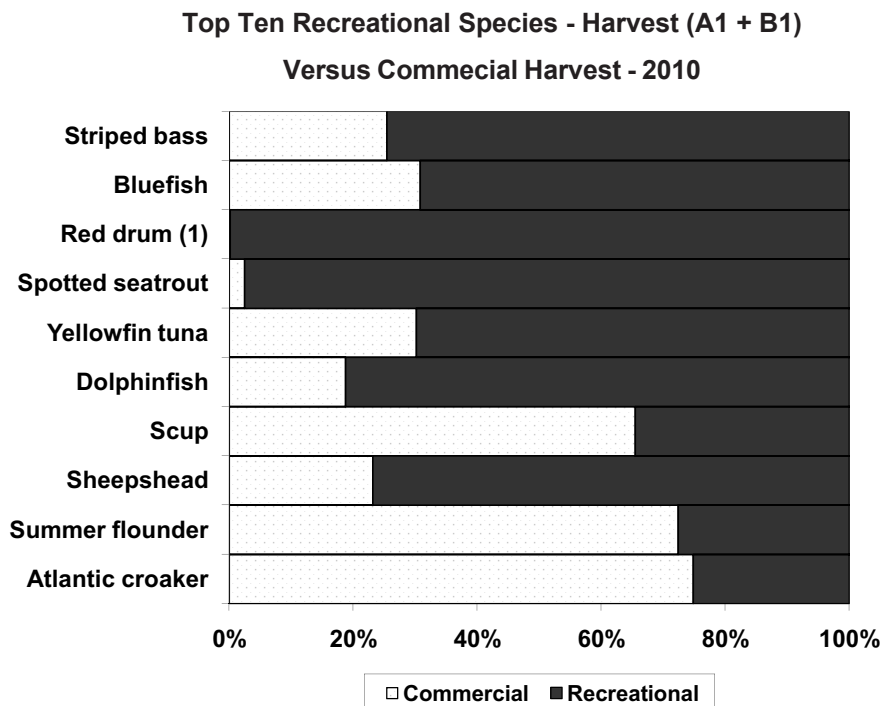


Value of Domestic Commercial Landings and Aquaculture Production



U.S. Commercial Landings

Comparisons between the top ten species by weight for U.S. commercial landings and recreational fish harvests. Does not include data for Alaska and Texas because weight data are not provided by those states. Menhaden, Pacific Hake, Atlantic Sea Herring, Pacific Sardine and Anchovy were excluded from commercial landings because they are industrial fisheries and recreational anglers do not target them.



(1) Less than 1 percent