

**NOAA
FISHERIES**

Habitat Assessment Prioritization for the West Coast

Report of the Northwest and Southwest
Regional Habitat Assessment Prioritization
Working Groups

September 2014

Copies of this document may be obtained by contacting:

**Office of Science and Technology, F/ST
National Marine Fisheries Service, NOAA
1315 East-West Highway
Silver Spring, MD 20910**

An online version is available at: <https://www.st.nmfs.noaa.gov/ecosystems/habitat/prioritization/index>

This publication may be cited as:

Blackhart, K. 2014. Habitat assessment prioritization for West Coast stocks. Report of the Northwest and Southwest Regional Habitat Assessment Prioritization Working Groups. Internal report, NMFS White Paper. Office of Science and Technology, NMFS, NOAA. Silver Spring, MD. 199 p.

Habitat Assessment Prioritization For the West Coast

Report of the Northwest and Southwest Regional Habitat Assessment Prioritization Working Groups

September 2014

Kristan Blackhart, editor

Northwest Regional Habitat Assessment Working Group Members: Katie Barnas, Richard Brodeur, Robert Emmett, Correigh Greene, Peter Lawson, Michelle McClure, John Stadler, James Thorson, and Waldo Wakefield (chair)

Southwest Regional Habitat Assessment Working Group Members: Stephen K. Brown, Bryant Chesney, E. J. Dick, Kirsten Larsen, Michael O'Farrell, Korie Schaeffer, Brian Spence, Kevin Stierhoff, Dale Sweetnam, and Mary Yoklavich (chair)

U.S. DEPARTMENT OF COMMERCE

**National Oceanic and Atmospheric Administration
National Marine Fisheries Service**

Contents

Introduction	7
Regional Stock Lists	9
Data Sources	11
Scoring Approaches	13
Common Filter Criterion: Stock Listed in the FSSI or is a Regional FMC Priority	14
Theme-Specific Filter Criterion: Likely to Benefit Stock Assessment	15
Theme-Specific Filter Criterion: Likely to Inform EFH Science	16
Theme-Specific Scorable Criterion: Benefits to Stock Assessment	16
Theme-Specific Scorable Criterion: Likely to Advance EFH Information	17
Common Scorable Criterion: Fishery Status	18
Common Scorable Criterion: Regional FMC Priority	19
Common Scorable Criterion: Habitat Disturbance, Vulnerability, and Rarity	21
Common Scorable Criterion: Ecological Importance	23
Common Scorable Criterion: Economic, Social, and Management Value	24
Priority Categories	26
Discussion	27
Reviewing Guidance	27
Interpreting Priority Lists	28
Linking Stocks to Geographic Priorities	30
References	31
Appendix A: Priorities for Habitat Science Supporting Stock Assessment	33
Appendix B: Priorities for Essential Fish Habitat Science	39
Appendix C: High Priority Groundfish Maps	45
Appendix D: Priorities for Northwest Salmon Stocks	57
Appendix E: Index of Raw Prioritization Scores	59

Introduction

Healthy habitats are critically important to maintaining productive populations of living marine resources. The National Oceanic and Atmospheric Administration (NOAA) has a mandated¹ responsibility to conserve and manage living marine resources and the habitats they depend upon. High quality habitat science is a key component of a comprehensive fisheries management program, in particular one that utilizes an ecosystem-based approach.

In 2010, NOAA's National Marine Fisheries Service (NMFS) developed the *Habitat Assessment Improvement Plan* (HAIP; NMFS, 2010), which identifies significant gaps in NOAA's habitat science program, analyzes needs, and provides recommendations for improving the agency's ability to provide high quality habitat science information. The HAIP outlines two major mandated needs within NMFS for habitat science products: 1) reduce habitat-related uncertainty in stock assessments; and 2) improve the information upon which essential fish habitat (EFH) and habitat areas of particular concern (HAPC) designations are based.

The HAIP outlines several major recommendations towards building habitat science capacity. Two of these recommendations focus on prioritization (p. 65):

- NMFS should develop criteria to prioritize stocks and geographic locations that would benefit from habitat assessments.
- NMFS should identify and prioritize data inadequacies for stocks and their respective habitats, as relevant to information gaps identified in the HAIP.

Prioritization is essential to ensure efficient and meaningful investments in habitat science. Severely limited budgets in recent years emphasize the need for wise investments. Priorities identified under a thorough and transparent process are critical to building new habitat science funding initiatives and to inform strategic planning for NOAA's growing habitat science program.

The Habitat Assessment Prioritization Working Group (HAPWG) was convened in 2011 to develop a process for prioritization of habitat science needs. The HAPWG was made up of a national team of resource management specialists, habitat ecologists, and stock assessment scientists who were tasked with creating a set of standardized criteria for use in identifying stocks most likely to derive the greatest benefit from habitat assessments. The final Habitat Assessment Prioritization guidance developed by the HAPWG is discussed in detail in the *Habitat Assessment Prioritization* report (NMFS, 2011).

A key recommendation of the HAPWG is that regional differences should be recognized by carrying out Habitat Assessment Prioritization on a regional level. The Southwest Region (i.e. California) was selected as a pilot region to test the guidelines developed by the HAPWG. The Southwest Regional Habitat Assessment Prioritization Working Group

¹ Relevant habitat-related U.S. legislation includes the Magnuson-Stevens Fishery Conservation and Management Act, Endangered Species Act, Marine Mammal Protection Act, Coral Reef Conservation Act, National Marine Sanctuaries Act, and Marine Protected Areas Executive Order.

Definitions

Habitat: The places where species live; can be characterized by the physical, biological, and geological components of the ocean environment. Includes that entire water column as well as the seafloor, and should be considered in the context of oceanographic conditions that affect connectivity among habitats, as well as at multiple temporal and spatial scales.

Habitat assessment: The process and products associated with consolidating, analyzing, and reporting the best available information on habitat characteristics relative to the population dynamics of fishery species and other living marine resources. Indicators of the value and condition (or status) of habitat can be developed through a habitat assessment by understanding the relationships between habitat characteristics, the productivity of fishery species, and the type and magnitude of various impacts.

(SW-RHAPWG) was composed of staff from the Southwest Fisheries Science Center and Southwest Regional Office with expertise in habitat ecology, stock assessment, and resource management, and supported by headquarters staff from the Office of Science and Technology's Assessment and Monitoring Division. Additional input during the prioritization process was solicited from the Pacific Fishery Management Council, the NOAA Restoration Center, and other regional experts as necessary.

The next region selected for Habitat Assessment Prioritization was the Northwest Region (i.e. Washington, Oregon, and Idaho²). The Northwest Region was selected based on a number of considerations:

- Distributional overlap of many Northwest and Southwest stocks.
- The pending consolidation of the Northwest Region and Southwest Region in FY 2014 to form the new West Coast Region (WCR).
- Interrelatedness of science work between the Northwest Fisheries Science Center (NWFSC) and Southwest Fisheries Science Center (SWFSC).
- Pacific Fishery Management Council (PFMC) covers the entire West Coast and is served by both the NWFSC and SWFSC and the West Coast Region.

Although the considerable connections between the Northwest and Southwest Regions are acknowledged, the prioritization processes were kept separate to address regional habitat **science** needs. This was done with an expectation that there will likely be significant overlap in priority needs, and that continued coordination and collaboration between Northwest and Southwest scientists and managers will ensure maximum benefits gained from new efforts. Membership of the Northwest Regional Habitat Assessment Working Group (NW-RHAPWG) was similar to that of the SW-RHAPWG – scientists from the NWFSC with expertise in stock assessment and habitat ecology, and resource management staff from the Northwest Regional Office, along with support staff from the Office of Science and Technology.

This document describes application of the HAPWG prioritization criteria for Northwest and Southwest stocks, compares and contrasts scoring approaches, and presents results across all West Coast stocks.

² Snake River Chinook salmon spawn and rear in Idaho.

Regional Stock Lists

The HAPWG defined the scope of Habitat Assessment Prioritization as all Federally-managed fish stocks¹. Geographic context is to be provided by distributions of stocks and species habitat utilization patterns. Each regional working group is to prioritize the stocks for which it has primary stock assessment responsibilities, EFH responsibilities, or both. Regions that share responsibility of a stock with another region may decide to defer prioritization to the other responsible region, or both may include it in their prioritization process. This was the case for many of the stocks found on the West Coast, where the West Coast Regional Office administers programs across the entire coast and the NWFSC and SWFSC work cooperatively on a number of resources. For each process, stocks were included if they were found in waters of the region being prioritized (more details below).

Both the Northwest and Southwest Regional prioritizations began with a list of all 136 stocks managed by the PFMC under four Fishery Management Plans (FMPs):

- Coastal Pelagic Species (8 stocks)
- Pacific Coast Groundfish (50 stocks²)
- Pacific Coast Salmon (66 stocks³)
- U.S. West Coast Fisheries for Highly Migratory Species (12 stocks⁴)

The initial list of stocks included several stocks designated as ‘ecosystem components’ – stocks listed in the FMP, but not contained in the Fishery Management Unit or “in the fishery.” The SW-RHAPWG removed ecosystem component species from further consideration because they are not actively managed and do not meet the criteria described in the national guidelines (NMFS, 2011). The NW-RHAPWG decided to not automatically exclude stocks based on ecosystem component status – although not actively targeted in any fisheries, these species may still be priorities due to their ecosystem contributions. These stocks remained on the Northwest list for further comparison against remaining criteria under consideration for development of the final stock list for scoring.

The stock list also included several stock complexes (e.g. Pacific Coast Other Groundfish Complex, which includes 10 species from 8 separate families. Both the NW- and SW-RHAPWGs decided it was appropriate to split existing management complexes out into component species for the purposes of assigning prioritization scores. This decision was based on a number of factors including inconsistencies in coastwide species groupings and the likelihood that groundfish management complexes will be revised in the near-term. Most significantly, such complexes have been developed for management, not biological, purposes and contain diverse groupings of species that are not likely to score consistently under a range of criteria.

To further evaluate the remaining list of for regional prioritization, each RHAPWG used several sources of supporting information to ensure the process would focus on stocks distributed in regional waters. Similar information was used for both the Northwest and Southwest, and outlined below:

¹ Usually identified as a geographically-defined subpopulation of a particular fishery species, but may also refer to a stock complex of multiple species grouped together for the purposes of fisheries management.

² Includes several management complexes, each of which is comprised of multiple species.

³ Stocks listed as Threatened or Endangered under the Endangered Species Act (ESA), that are also managed under the Pacific Coast Salmon FMP, were included in the prioritization process. Other salmon stocks, including several high profile ESA-listed stocks (e.g. steelhead trout) that are not managed under the Federal FMP were considered beyond the scope of this prioritization process and not included. See NMFS, 2011 for further discussion on the scope of the prioritization process.

⁴ The 12 stocks managed under the U.S. West Coast Fisheries for Highly Migratory Species FMP are jointly managed with the Western Pacific Fishery Management Council under the Pacific Pelagic Fisheries of the Western Pacific Region Ecosystem FMP.

- For groundfish, cumulative landings (Dick and MacCall, 2010) were used to remove stocks that do not have significant landings (< 2%) off California (for SW-RHAPWG) or WA/OR (for NW-RHAPWG). For groundfish stocks that are not landed, species distributions from the literature were used to determine inclusion. Additionally, the Groundfish FMP states that all genera and species of the family Scorpaenidae that occur in the WA/OR/CA area are included in the management unit, even if not explicitly listed. Several species not listed in the FMP were therefore added to list for prioritization consideration based on regional expert feedback (i.e. blackspotted rockfish, Puget Sound rockfish, rock greenling, whitespeckled rockfish).
- For salmon, stocks that spawn outside of California were removed from consideration for the SW-RHAPWG and scores assigned at the individual run level. The NW-RHAPWG included all salmon stocks that spawn in WA/OR/ID rivers and streams, or have significant landings off WA/OR (including most California spawning stocks). Scores were assigned at the species level for salmon, although individual salmon runs also were considered in order to prioritize within the group of Northwest salmon stocks managed. This level of consideration better aligned with how species managed under other FMPs were scored for the Northwest prioritization. There was considerable discussion about whether hatchery stocks should be included in the prioritization process, particularly due to the potential of hatchery fish to worsen habitat quality for wild fish. However, after group consideration hatchery stocks were included in the prioritization process given: 1) hatchery stocks are managed under the Salmon FMP and thus included under the scope defined by the HAPWG; 2) scoring criteria are likely to differentiate between hatchery and natural origin stocks; 3) future dam removals could open up spawning grounds for natural stocks currently supported by hatcheries; and 4) no distinction is made between natural and hatchery stocks in the EFH review (although this distinction is made under agency hatchery and recovery policies).
- Species distributions and landings for Coastal Pelagic and Highly Migratory Species were investigated to determine inclusion in the Northwest and Southwest prioritization processes.

Despite high ecological importance and ongoing science and conservation efforts by NOAA Fisheries, several high profile West Coast species (e.g. Pacific halibut, abalone, and Dungeness crab) are not managed under Federal jurisdiction and therefore were deemed by both regional working groups to be beyond the scope of the Habitat Assessment Prioritization process (see NMFS, 2011 for further discussion of this issue). Similarly, protected resource species not listed in Federal FMPs (e.g. Puget Sound steelhead) were also not considered in this process. However, such species are likely to receive ‘spillover’ benefits from advancements in habitat science focused on Federally-managed fish stocks.

The final stock list for Southwest Regional prioritization included 103 stocks, while the Northwest included 71 stocks for scoring consideration (not including individual runs used only for prioritizing within salmon species). Many stocks were considered in both the Northwest and Southwest prioritization processes. A summary of included stocks appears below, while a complete list of stocks considered can be found in Appendices A, B, and D.

FMP	NW Prioritization	SW Prioritization
Coastal Pelagic Species	5	6
Groundfish	60	77
Salmon	3@ species; 65@ run	9@ run
Highly Migratory Species	3	11
<i>Total</i>	<i>71</i>	<i>103</i>

Data Sources

The HAPWG recommends that each regional group compile appropriate information sources to support assigning scores for each criterion. Regional working groups are also advised to seek input from regional stock and habitat experts as necessary to gather the best available information and aid in the scoring process.

The NW- and SW-RHAPWGs investigated a number of information sources prior to and during the prioritization process. These sources included:

1. Lists of managed stocks and stock status – NOAA's *Species Information System* database (SIS; <https://www.st.nmfs.noaa.gov/sis/>; login required; public site available at <https://www.st.nmfs.noaa.gov/sisPortal/>) – NW/SW
2. ESA status – WCRO and Office of Protected Resources, pers. comm. – NW/SW
3. Cumulative catch data for Pacific Coast stocks – Dick and MacCall, 2010 – NW/SW
4. Commercial catch data (including landings, ex-vessel price, ex-vessel revenue) – NOAA's Fisheries One Stop Shop/Fisheries of the United States (<https://www.st.nmfs.noaa.gov/apex/foss/f?p=114>); PacFIN database (http://pacfin.psmfc.org/pacfin_pub/data.php) – NW/SW
5. Recreational fishing data – RecFIN database (<http://www.recfin.org>) – NW/SW
6. Species distributions – Allen et al., 2006; Cope et al., 2011; FishBase (<http://www.fishbase.org>); PACOOS (<http://www.pacoos.org>) – NW/SW
7. Life history information (diet, trophic level, life span, maturity, mortality, size, generation time, fecundity) - Dick and MacCall, 2010; FishBase (<http://www.fishbase.org>); Love, 2011; Love et al., 2002 – NW/SW
8. Productivity-susceptibility analysis (PSA) – Cope et al., 2011; Patrick et al., 2009, Patrick et al., 2010 – NW/SW
9. PFMC priorities – PFMC Research and Needs document (PFMC, 2008); PFMC recommendations for off-year science improvements (PFMC, 2011a); discussion with PFMC staff (Chuck Tracy and John DeVore, PFMC, pers. comm.) – NW/SW
10. Stock assessment results and research recommendations – SIS (<https://www.st.nmfs.noaa.gov/sis/>); stock assessment reports and Stock Assessment and Fishery Evaluation (SAFE) documents (<http://www.pcouncil.org>) – NW/SW
11. Salmon run size estimates – Salmon Population Abundance Database (SPS; <https://www.webapps.nwfsc.noaa.gov/apex/f?p=261:home:0>) – NW
12. EFH descriptions and habitat associations – EFH Appendices (<http://www.pcouncil.org>) – NW/SW
13. Commercial and recreational economic impacts – Cindy Thomson, SWFSC, pers. comm. – SW
14. Descriptions of ecosystem engineers – Jones et al., 1994 – NW/SW

15. Importance of stocks to tribes and in treaty trust areas – outreach to representatives from major Northwest tribes – responses from Makah Tribe (Joe Peterson, pers. comm.) and Quinault Indian Nation (Joe Schumacker, pers. comm.) – NW

In addition, the prioritization processes relied strongly on the expertise of working group members and their ability to reach out to other regional experts as needed.

Scoring Approaches

A summary of the prioritization process outlined by the HAPWG is described below, with additional details following on how it was used by the NW- and SW-RHAPWGs. For complete details of the prioritization guidance, please see the *Habitat Assessment Prioritization* report (NMFS, 2011). Briefly, scoring is split into priorities supporting the main mandates outlined in the HAIP: habitat science supporting stock assessments (Stock Assessment Theme) and EFH science (EFH Science Theme). The process uses both filter and scorable criteria to prioritize stocks. Filters eliminate stocks from further consideration if they do not meet the criteria. Under the scorable criteria, stocks are assigned scores based on its qualifications against a defined rubric. Weighting factors may be applied to some or all scorable categories, but should be assigned prior to scoring. Final scores in each theme are summed from each applicable scorable criterion, and eligible stocks are then sorted into priority (high/medium/low) categories using cutoffs assigned by the regional working groups.

During the pilot regional prioritization, the SW-RHAPWG tried two different scoring approaches. First, all stocks from each of the four FMPs were considered together as a single unit, making comparisons across all stocks from all FMPs under consideration for each scoring rubric (Among FMP Scoring). Because of the variety of life history patterns, habitat relationships, and fisheries represented by species in the different FMPs, the SW-RHAPWG had concerns about making comparisons between stocks in different FMPs. This was a concern for all stocks, but in particular for evaluating the freshwater-dependent salmon stocks alongside obligate marine stocks. For example, certain criteria are based on relative biomass of stocks; salmon stocks may constitute the majority of biomass while in freshwater habitats, but a small proportion of marine biomass, and scoring depended on whether freshwater stages were considered.

To address these concerns, the Southwest working group tested a second scoring approach that considered each stock only against other stocks from its own FMP when assigning scores (Within FMP Scoring). After scores were compiled for stocks within each of the four FMPs, the final scores were integrated for final ranking of all stocks in a single list. Comparisons between the scores developed using these two different approaches revealed only small differences in the final scores for the list of stocks under consideration. Because there were only minor differences present and there was stronger scientific justification for the stocks under consideration, the SW-RHAPWG chose to use the Within FMP Scoring approach to develop the final scores. Similarly, the NW-RHAPWG chose to utilize a Within FMP Scoring approach as well, to align with the methods used by, and the concerns shared with, the SW-RHAPWG.

While West Coast stocks have been prioritized using a Within FMP Scoring approach, it is acknowledged that this approach does not solve all of the issues raised during the scoring processes. For example, there were some instances where inconsistent scoring approaches were used for stocks within different FMPs out of necessity due to differences in data availability. Although a great deal of effort was made to align scoring as closely as possible, differences in scoring can result in variation in prioritization when stocks are re-aggregated into a single list for final ranking. It is also noted that while the results of the Within and Among FMP Scoring approaches were quite similar when compared for the Southwest Region stocks, differences may exist when applying these approaches to scoring stocks in other regions. Both the NW- and SW-RHAPWGs note remaining concerns over comparisons between salmon and marine stocks.

When assigning scores to stocks, all life history stages and their respective habitats were considered. That is to say, scores were assigned based on the highest scoring life history stage. This was a particular consideration for anadromous salmon stocks that experience substantially different habitats, threats, and ecosystem roles as they transition from

Weighting Scores

Although the HAPWG guidance allows for the use of weighting reflecting regional significance of certain scoring criteria over others, no weighting scheme was applied to the final scoring lists for the West Coast. The issue of weighting was thoroughly discussed – each individual criterion could be argued either up or down, but differences were not significant enough to justify any changes.

Ecosystem Considerations

Ecosystem component species like Pacific herring do not fit within the scope defined by the Habitat Assessment Prioritization. Some of these species may be listed in Federal FMPs as Ecosystem Component species (i.e. not in the management unit), while others may not be under Federal/NMFS management at all. However, such species play important roles in ecosystem functioning and may warrant attention. Habitat science considerations for ecosystem components and other species not included in the Habitat Assessment Prioritization process for the West Coast should be considered in addition to those stocks determined to be high priorities.

freshwater to the marine environment and back again.

Although the HAPWG did not include 0-point categories in the original prioritization guidance, the SW-RHAPWG felt that the scorable criteria would be more useful if 0-point categories were clearly defined. Language was added (see additions highlighted in red text below) to scoring rubrics as appropriate to reflect these changes. Working group members felt that 0-point categories were not necessary for several of the scoring rubrics, including those related to the filter categories – if a stock has passed through a filter, then it should

receive positive points in the related scoring category.

The Northwest and Southwest prioritizations were run as two separate processes. However, decisions on scoring approaches made by the NW-RHAPWG were made with continuity to the Southwest process in mind. In many places, the approach used both processes ended up being the same due to similar data limitations and agreement on the scientific basis of decisions made. In some instances, the NW-RHAPWG did deviate from the Southwest approach. One key difference is linked to the unique treaty trust identity of many of the species off the northern Pacific Coast. The NW-RHAPWG felt that this was an important prioritization consideration not fully captured in the HAPWG scoring rubrics as written. Although treaty rights are considered in the socio-cultural importance ranking (part of the Economic, Social, and Management Value criterion), this does not include the full treaty trust responsibility of the Federal government with respect to applicable species. To more explicitly incorporate the importance of treaty trust areas into the prioritization of Northwest stocks for habitat science, the NW-RHAPWG made changes to several scoring categories to consider whether a stock is actively harvested by tribes, is culturally important to tribes, has historical importance to tribes, or is important to ecological functioning in treaty areas (details below in respective scoring sections).

The following subsections provide details on each of the prescribed scoring rubrics used for the Habitat Assessment Prioritization process, along with information about any region-specific adjustments that were applied for the Southwest and Northwest regional prioritizations.

Common Filter Criterion: Stock Listed in the FSSI or is a Regional FMC Priority

HAPWG Scoring Rubric: Due to the large number of managed stocks and the information requirements of the Habitat Assessment Prioritization process, it is necessary to filter out lower priority stocks.

To pass this filter for further consideration, a stock must be included in the management unit of a Federal FMP. The stock must also be included as one of the 230 stocks¹ on the Fish Stock Sustainability Index (FSSI) list or be listed as a regional Fishery Management Council **research** priority.

See also the related scorable criterion on FMC priorities beginning on page 19.

West Coast Application: The NW- and SW-RHAPWGs removed the “research” requirement from this rubric, instead focusing on both management and science priorities to better encompass the idea that the stocks passing through this filter are those most important to the PFMC. Discussion of FMC priorities posed some challenges on the West Coast because the PFMC does not develop a prescriptive list of priorities – instead, several narrative documents describing research and data needs are published (PFMC, 2008; PFMC, 2011a). However, these documents were somewhat difficult to interpret in the

¹ The list of FSSI stocks has been revised, and will officially contain 199 stocks beginning in October, 2014.

context of prioritization scoring. Thus, a number of supplemental information sources were sought to guide decisions on PFMC priorities.

Because stocks will be removed from all further consideration if they do not pass this filter, both working groups opted to err on the side of inclusion. Stocks were interpreted to be a regional FMC priority and passed through this filter if they met one of the following criteria:

- Stock is listed in the FSSI. For the NW-RHAPWG, this included stocks listed on either the current FSSI, or a list of stocks that will be included in a revised FSSI beginning in 2015. The SW-RHAPWG considered only the current FSSI list available at the time, but which excludes all salmon stocks. As a remedy, the SW-RHAPWG evaluated salmon stocks against the criteria originally used to create the FSSI list (see <http://www.nmfs.noaa.gov/sfa/statusoffisheries/SOSmain.htm> for more information) to determine if they were 'FSSI-like'.
- Stock is designated as non-retention.
- Stock is listed as Endangered or Threatened under the Endangered Species Act (ESA); stocks designated as "Species of Concern" by NOAA, or Candidates for listing under ESA, were not included unless meeting one of the other listed criteria.
- Stock is assessed, an assessment has been attempted for the stock, or an assessment is planned or requested (i.e. stock is on the PFMC assessment shortlist).
- Stock's PSA vulnerability (V) score (Cope et al., 2011) is high. High V scores ($V \geq 1.95$; available for groundfish stocks, a limited number of CPS and HMS stocks, and generically for salmon) likely represent overfished stocks and were therefore interpreted as PFMC priorities.

Theme-Specific Filter Criterion: Likely to Benefit Stock Assessment

HAPWG Scoring Rubric: This criterion is intended to select only those stocks whose stock assessments would likely benefit from a habitat assessment.

To pass this filter for further consideration, a stock must be likely to be assessed in the next 5 years, ~~or be in the top quartile of stocks in the Stock Assessment Prioritization.~~ Additionally, the stock's assessment must be likely to benefit from a habitat assessment through one of the following conditions:

- Improve model design (e.g. define spatial structure or provide additional information on a population dynamic process).
- Improve stock assessment model inputs (e.g. improve survey design or reduce sampling variability).
- Create new opportunities to develop modeling or survey techniques that incorporate the relationship between habitat and population processes or data variability.

See also the related scorable criterion on stock assessment beginning on page 16.

West Coast Application: When considering this filter for the Stock Assessment Theme, the phrase "or be in the top quartile of stocks in the Stock Assessment Prioritization" was omitted from the scoring rubric language. Information from the Stock Assessment Prioritization is not yet available, and will not likely be available in the form of a prioritized or ranked list when it is complete. Therefore, this rubric was interpreted to consider stocks that are likely to be assessed **and** whose stock assessments likely would benefit from a habitat assessment in order to pass the filter. Both traditional fish stock assessments and assessments conducted for ESA status reviews were considered for the purposes of this filter criterion.

To evaluate "likely to be assessed in the next 5 years," group members considered several criteria:

- Stock has a planned assessment within the 5-year window (i.e. stock is on assessment shortlist). This window was changed to 6 years for Northwest stocks to match the 2-year PFMC assessment

cycle for groundfish stocks. However, information on planned assessments beyond 2015 is generally not reliable or available.

- Stock is overdue for an assessment update (last assessment was 2007 or earlier). However, with regard to assessment updates, the stock assessment experts on both working groups noted that previously assessed stocks that were found to be well above target biomass and not heavily exploited are not usually considered by the PFMC to be high priorities for re-assessment.
- Stock requires frequent stock assessment updates due to status (rebuilding, approaching an overfished condition).
- The NW-RHAPWG also included consideration of stocks listed on the FSSI, but never before assessed.

As written, the criterion sets a rather high bar for identifying stocks whose assessments likely would benefit from improved habitat science – most stock assessments currently are not set up to use detailed spatial demographic information and will not progress to that point in the time frame specified. Again, a more inclusive approach was used for this category as a filter, with the intention of using the similar scorable criteria to further differentiate stocks passing through. For the potential impacts to stock assessments, working group members found it necessary to think on longer time scales, and consider a range of contributions to future stock assessments. The SW-RHAPWG interpreted stock assessments as likely to benefit from improved habitat science information if the stock is well sampled in fishery-independent surveys, while the NW-RHAPWG considered incremental improvements that could be accomplished short of immediate inclusion of ecosystem effects in assessment models. For West Coast stocks, working group members note that most or all stocks under consideration are at a minimum likely to benefit from survey improvements (resulting from improved habitat information), so no stocks were excluded from further consideration by this part of the filter.

Theme-Specific Filter Criterion: Likely to Inform EFH Science

HAPWG Scoring Rubric: To pass this filter for further consideration, a habitat assessment for the stock must be likely to be conducted within a region's EFH 5-year review schedule. In addition, the habitat assessment for this stock must be likely to ~~define~~ **describe**² EFH, refine EFH, or improve the understanding of adverse effects of fishing or non-fishing activities on EFH.

See also the related scorable criterion on EFH science beginning on page 17.

West Coast Application: This filter was not useful as written for differentiating West Coast stocks. The first part of the rubric is difficult to interpret with regards to the likelihood that a habitat assessment would be conducted, because this process is trying to prioritize stocks for habitat assessment. A particular problem with regard to salmon stocks is that the units for delineating EFH (i.e. species-level) differ from the stock units defined by the FMP. Additionally, all PFMC stocks (except those designated as ecosystem components) have EFH reviews that are either underway or will begin within the required 5-year window, so all stocks passed this filter.

Theme-Specific Scorable Criterion: Benefits to Stock Assessment

HAPWG Scoring Rubric: Points are assigned based on the highest applicable category listed below.

- 5 points: A habitat assessment for this stock is likely to result in an SAIP Level 5 stock assessment, an HAIP Tier 3 habitat assessment, or improve performance within an existing SAIP Level 5 or HAIP Tier 3 assessment.

² The original HAPWG guidance incorrectly identifies “define EFH” as a requirement; EFH is defined in the regulations. The activity identified here should be “describe EFH.”

- 4 points: A habitat assessment for this stock is likely to improve survey efficiency or efficacy, reduce sampling variability, or improve the analysis of fishery catch per unit of effort (CPUE) data that are likely to be used in a stock assessment.
- 3 points (NW only): A habitat assessment for this stock could possibly improve available survey indices, or an established environmental index is available to contribute to the stock's assessment.
- 1 point: A habitat assessment would provide new opportunities to develop stock assessment modeling or survey techniques that incorporate the relationships between habitat and population processes or data variability.

West Coast Application: Both working groups found it challenging to use this criterion to differentiate West Coast stocks. No Southwest stocks qualified for the 5-point category because data is unlikely to be available in the near-term to support SAIP Level 5 or HAIP Tier 3 assessments. The NW-RHAPWG felt that several Northwest stocks did qualify for the 5-point category because they have environmental data available that can, and is likely, to be used in a stock assessment.

Differentiating the 4- and 1-point categories was challenging for a majority of stocks. The SW-RHAPWG decided to award 4 points to stocks whose assessments included data from existing fishery independent surveys (including escapement surveys in inland streams for salmon); stocks that are not regularly surveyed were awarded 1 point. The NW-RHAPWG used a similar approach by considering the availability of survey indices for stocks, but also weighed habitat associations – species with affinity to habitats that are difficult to survey (e.g. nearshore) are less likely to benefit. Additionally, the NW-RHAPWG felt that the spread between the 1- and 4-point categories was too large, and added a 3-point category to capture stocks falling between these two categories. For the Northwest prioritization, 4 points was awarded to stocks exhibiting the any of the following characteristics: affinity for untrawlable habitats; benthopelagic species; current research that may benefit stock assessments in the longer term; present in existing acoustic surveys. The new 3-point category included stocks that are well sampled in existing surveys, but have limited environmental information available at proper spatial scales. Stocks that do not have any survey index available scored 1 point.

Top Scoring Stocks: Pacific sardine (NW), sablefish (NW), Chinook salmon (NW), and coho salmon (NW).

Theme-Specific Scorable Criterion: Likely to Advance EFH Information

HAPWG Scoring Rubric: EFH regulations define four progressive levels of information for describing EFH. This criterion evaluates the extent to which a habitat assessment for a stock will result in an increase in the EFH level of knowledge for any life stage of the stock, or increase understanding of the effects of fishing or non-fishing activities on EFH. For this purpose, all improvements between EFH levels of knowledge are equal, such that moving from level 1 to 2 would be scored the same as moving from level 3 to 4 (or level 1 to 4).

- 5 points: A habitat assessment would likely provide an initial ~~definition~~ **description** of EFH ~~or an increase in understanding of adverse effects of fishing or non-fishing activities on EFH.~~
- 4 points: A habitat assessment would likely provide an increase in information sufficient to increase between EFH levels of knowledge.
- 1 point (**2 for NW**): A habitat assessment would likely provide an increase in information within the existing EFH level of knowledge.

West Coast Application: This criterion, as written, was too vague to differentiate between stocks on the West Coast. To remedy this, both the NW- and SW-RHAPWGs made a change to the 5-point scoring category (see ~~strikeout~~ above). As originally written, all stocks would have scored 5 points for this criterion; by removing this language, only stocks currently lacking EFH descriptions received 5 points. Even with this change to the 5-point category, there remains a large spread between the 4- and 1-point categories and little available guidance to differentiate between West Coast stocks. A majority of Southwest Region

stocks scored 4 points for this criterion, including all salmon stocks. The salmon were scored based on the potential to provide improved information on fish-habitat relationships (e.g. habitat-specific densities in freshwater habitats) for EFH managers – this was a different interpretation than as described in the HAPWG scoring guidelines.

For Northwest Region stocks, working group members considered several factors when determining the likelihood of increasing between EFH levels of knowledge vs. improving within an existing level:

- Level 3 information is unlikely in the near term for most stocks, so stocks currently at level 2 are less likely to move between levels than those currently at level 1.
- Species associated with untrawlable habitats are likely to receive greater benefits from new habitat science information relative to those in trawlable habitats where decent maps and a better understanding of stock abundances already exist.
- Although salmon are more likely to already be at higher information levels, at least for some life history stages, it is possible to develop complete maps of intrinsic potential for all of these stocks.
- EFH information level increases are more likely for the well-monitored salmon stocks, but this type of information was difficult to translate into scores based on the rubric as written.
- Any groundfish stock that scored 4 points under the benefits to stock assessment criterion should also score 4 points under this criterion, because of the possibility of current research leading to coastwide maps of probability of occurrence using delta-GLM models.

NW-RHAPWG members also elected to change the value of the lowest category from 1- to 2-points, which better reflects the value of information and decreases the spread between the lowest and middle point categories.

Top Scoring Stocks: Blackspotted rockfish (NW) and chameleon rockfish (NW).

Common Scorable Criterion: Fishery Status

HAPWG Scoring Rubric: This criterion prioritizes stocks that are at risk of population decline due to overexploitation or other factors. Scores are determined using current official stock status determinations and by comparing current levels of abundance and fishing mortality to reference levels.

- 5 points: Stock is overfished, approaching an overfished condition, experiencing overfishing, or is in a rebuilding or recovery plan.
- 3 points: Stock is below 80% of B_{MSY} .
- 2 points: Stock is fully exploited (i.e. $F_{MSY} \geq F_C \geq 0.75 * F_{MSY}$, or $ABC \geq Total\ Catch \geq 0.75 * ABC$ if no F_{MSY} is available).
- 1 point: Stock status is unknown, but creditable information exists to suggest that the stock is at risk or vulnerable to overexploitation.
- 0 points: Stock is not overfished, not approaching an overfished condition, not experiencing overfishing, or otherwise showing any evidence of overexploitation. Or, if stock status is unknown, no available evidence suggests that the stock is currently vulnerable to overexploitation.

West Coast Application: Stock status data (i.e. overfished, approaching overfished, overfishing, rebuilding, B/B_{MSY} , and F/F_{MSY}), available from the SIS database, and ESA designations (<http://www.nmfs.noaa.gov/pr/species/esa/fish.htm>) were used to assign points to stocks the 2, 3, and 5 point categories. A 0-point category was added, and points were assigned to the 1- and 0-point categories as follows:

- CPS stocks: Based on expert opinion, no evidence was available to suggest overexploitation for any remaining stocks (0 points).
- Groundfish stocks: Stocks with PSA V scores ≥ 2 (scores ≥ 1.95 were rounded up) were awarded 1 point due to high vulnerability; all other stocks received 0 points.

- Salmon stocks: No special consideration was given for stocks that are ESA Candidate species or NOAA Species of Concern. Scoring was based on comparisons of recent escapement numbers to targets found in the Salmon Preseason reports (<http://www.pcouncil.org/salmon/stock-assessment-and-fishery-evaluation-safe-documents/preseason-reports/>). In cases where salmon runs are not regularly assessed on an individual basis, information from indicator stocks (i.e. assemblage management) or neighboring runs was used.
- HMS stocks: Points were awarded based on expert opinion. Stocks considered underexploited (e.g. swordfish) got 0 points; all other stocks were given 1 point due to the transboundary, international nature of management.

Top Scoring Stocks: Bocaccio (SW), canary rockfish (NW/SW), cowcod (SW), darkblotched rockfish (NW/SW), Pacific ocean perch (NW/SW), petrale sole (NW/SW), yelloweye rockfish (NW/SW), Chinook salmon (NW), coho salmon (NW), Chinook - California Coastal (SW), Chinook - Sacramento River Fall (SW), Chinook - Sacramento River Spring (SW), Chinook - Sacramento River Winter (SW), coho - Central California Coast (SW), coho - Southern Oregon/Northern California Coast (SW), and Pacific bluefin tuna (SW).

Common Scorable Criterion: Regional FMC Priority

HAPWG Scoring Rubric: The intent of this criterion is to identify stocks considered important to the regional FMC. Stocks may be listed as general research priorities; habitat-specific research priorities are not required here. All stocks represented as FMC priorities but not identified as having specific, pressing issues or ongoing needs that must be addressed (i.e. do not qualify for 5 or 3 points) should be assigned 1 point.

- 5 points: Research is identified for a stock by the regional FMC to address a pressing issue and satisfy the Federal requirements of the MSA.
- 3 points: Research is identified for a stock by the regional FMC to address ongoing needs to ~~maintain existing~~ of fishery management.
- 1 point: Research is identified for a stock by the regional FMC; however, it is not of immediate concern or necessary to manage a Federal fishery.

West Coast Application: The West Coast prioritization working groups found this criterion difficult to interpret as currently written – many FMCs, including the PFMC, do not produce a priority “list.” Working group members also found interpretation issues related to: 1) ESA-listed stocks; 2) bycatch and allocation; and 3) overfished stocks. To aid in interpretation of this criterion, members considered both FMC research **and** management priorities, and recommends that the national guidance document be revised to reflect this change. The goal is to “prioritize stocks that are important to the regional FMC,” so emphasizing research seem unnecessary. Additional FMP-specific criteria were used to assign points to stocks as described below:

- CPS stocks: Actively managed stocks received 5 points; monitored stocks, 3 points; all others, including prohibited stocks, 1 point. Scores were based on information available from the PFMC website on the management status of stocks.
- Groundfish stocks: Scoring was based on PSA vulnerability scores, with points assigned as follows: $V \geq 1.95$ (high/very high vulnerability), 5 points; $1.75 \leq V < 1.95$ (medium vulnerability), 3 points; $V < 1.75$ (low vulnerability), 1 point. Additionally, scores were adjusted up one point category (e.g. 3 to 5 points) for stocks that were considered to be obvious PFMC priorities (i.e. on assessment shortlist or assessed in the past two assessment cycles (2009 and 2011)).
- Salmon stocks: If a stock has the potential to constrain ocean salmon fisheries (i.e. is a ‘choke stock’), it received 5 points. Stocks with an ACL, or stocks that are ESA-listed but not a choke stock as currently managed scored 3 points. All other stocks received 1 point.
- HMS stocks: Scores were based on priority issues for HMS stocks as listed in the 2011 HMS SAFE document (PFMC, 2011b).

The NW-RHAPWG additionally considered the impact of tribal treaty concerns on FMC priorities. Tribal representatives and biologists were asked to identify stocks that are tribal treaty resources found within treaty ocean areas during part or all of their life history – this included 97% of the stocks included in scoring for the Northwest Region. Tribes were also asked to identify those stocks that are of particular concern to them. These stocks were elevated from the existing assigned point category based on the prescribed rubric to the next higher category (e.g. from 3 to 5 points). Note that if a stock was identified as being of particular concern by any tribe, its score was elevated.

Top Scoring Stocks: Pacific sardine (NW/SW), aurora rockfish (NW/SW), bank rockfish (SW), big skate (NW/SW), Black rockfish - North (NW), blackgill rockfish (SW), blackspotted rockfish (NW), blue rockfish (NW/SW), bocaccio (SW), bronzespotted rockfish (SW), brown rockfish (NW/SW), California skate (SW), canary rockfish (NW/SW), chameleon rockfish (SW), China rockfish (NW/SW), copper rockfish (NW/SW), cowcod (SW), darkblotched rockfish (NW/SW), English sole (NW), flag rockfish (SW), gopher rockfish (SW), greenblotched rockfish (SW), greenspotted rockfish (NW/SW), greenstriped rockfish (SW), honeycomb rockfish (SW), leopard shark (SW), Pacific grenadier (NW), Pacific hake (NW), Pacific ocean perch (SW), petrale sole (NW/SW), pink rockfish (SW), quillback rockfish (NW/SW), redbanded rockfish (NW/SW), redstripe rockfish (NW), rosethorn rockfish (NW/SW), rougheye rockfish (NW), sablefish (NW), sharpchin rockfish (NW/SW), shortraker rockfish (NW), shortspine thornyhead (NW/SW), silvergray rockfish (NW), speckled rockfish (SW), splitnose rockfish (SW), spotted spiny dogfish (NW), starry rockfish (SW), stripetail rockfish (SW), tiger rockfish (NW/SW), tope (NW/SW), vermilion rockfish (SW), widow rockfish (NW/SW), yelloweye rockfish (NW/SW), yellowmouth rockfish (NW), yellowtail rockfish - North (NW/SW), yellowtail rockfish - South (SW), Chinook salmon (NW), coho salmon (NW), Chinook - California Coastal (SW), Chinook - Klamath River Fall (SW), Chinook - Sacramento River Fall (SW), Chinook - Sacramento River Winter (SW), coho - Central California Coast (SW), coho - Southern Oregon/Northern California Coast (SW), albacore (NW/SW), blue shark (NW), Pacific bluefin tuna (SW), shortfin mako, (SW) swordfish (SW), and thresher shark (NW/SW).

Common Scorable Criterion: Habitat Dependence

HAPWG Scoring Rubric: This criterion prioritizes habitat science for stocks that are highly habitat dependent.

- 5 points: There is quantitative evidence that vital rates and productivity of a stock are dependent on habitat.
- 3 points: There is a measurable difference, attributable to habitat quality and/or quantity, in a stock's density, population size, and/or an individual's condition factor.
- 1 point: While uncertainty exists due to poor or conflicting data, there is a reasonable expectation for a measurable difference, attributable to habitat quality and/or quantity, in a stock's density, population size, and/or an individual's condition factor.
- 0 points: No evidence exists to suggest that a stock's density, population size, or individual condition is linked to habitat quality and/or quantity.

West Coast Application: As written, the HAPWG guidance sets a very high bar for the upper scoring categories and requires data that is generally unavailable for West Coast stocks. To aid in scoring for this criterion, the NW- and SW-RHAPWGs therefore were required to re-interpret the scoring categories as follows:

- Stock is a habitat specialist = 5 points
- Stock is highly associative to a habitat = 3 points
- Stock is a habitat generalist = 1 point

Points were assigned to the above categories based on expert opinion, along with available published or ongoing current research on habitat associations. Scoring for salmon stocks included consideration of freshwater associations during all life history stages. A null point category was added to be consistent with

the other scoring rubrics, although working group members note that it does not really apply since all species rely on habitat to some extent – no stocks scored 0 points.

Top Scoring Stocks: Black rockfish - North (NW), blue rockfish (NW/SW), Bocaccio (SW), bronzespotted rockfish (SW), brown rockfish (NW), cabezon (NW/SW), California scorpionfish (SW), canary rockfish (NW), China rockfish (NW/SW), copper rockfish (NW/SW), cowcod (SW), English sole (NW), flag rockfish (SW), gopher rockfish (SW), greenblotched rockfish (SW), lingcod (NW), Pacific sanddab (NW/SW), pink rockfish (SW), quillback rockfish (NW/SW), redbanded rockfish (SW), sand sole (SW), silvergray rockfish (NW), starry flounder (NW), starry rockfish (SW), tiger rockfish (NW/SW), widow rockfish (NW), yelloweye rockfish (NW/SW), Chinook salmon (NW), coho salmon (NW), pink salmon (NW), Chinook - California Coastal (SW), Chinook - Klamath River Fall (SW), Chinook - Klamath River Spring (SW), Chinook - Sacramento River Fall (SW), Chinook - Sacramento River Spring (SW), Chinook - Sacramento River Winter (SW), Chinook - Smith River (SW), coho - Central California Coast (SW), and coho - Southern Oregon/Northern California Coast (SW).

Information Quality

Many of the scoring categories, especially the Habitat Dependence criterion, include a strong information quality component. This can be problematic for the overall prioritization process because it confounds identification of top stocks within each category and up-weights stocks that already have better information available. Although information is necessary to successfully rank stocks within each category, further attempts should be made to consider information quality components separately from other factors. Further analysis of this subject can be found in the Discussion section.

Common Scorable Criterion: Habitat Disturbance, Vulnerability, and Rarity

HAPWG Scoring Rubric: This criterion measures a suite of related characteristics that together describe the susceptibility of a fish stock to the impacts of habitat loss or alteration. While few habitats are truly pristine, this criterion is intended to refer to meaningful disruptions to the ecological function of a habitat. Each stock should be assigned a point in every category for which it meets the standards, with a maximum score of 5 points. If information to support an individual category is not available, cannot be inferred through similar stocks or habitats, or cannot be determined through professional judgment, no points should be awarded for that category. All habitat aspects (e.g. benthic characterization, water column and oceanographic conditions, and connectivity) should be considered.

Category 1 refers to direct habitat disturbances (e.g. fishing, dredging, mining, point-source pollution, and habitat removal), while Category 2 evaluates indirect impacts caused by humans but mediated by a series of other physical, chemical, or biological processes (e.g. freshwater diversions, nutrient enrichment, climate change, and non-point source pollution). For Category 3, consider disturbance based on location (e.g. close to population centers, close to fishing ports, or heavily used fishing grounds). Categories 4 and 5 refer to the vulnerability and rarity (respectively) of a stock's habitat, not of the stock itself. Habitats that are slow to recover should be considered in the context of recovery time and disturbance frequency. Rarity may be defined either spatially or ecologically (e.g. living habitats), and can include habitat types that have experienced substantial loss.

- +1 point: A large portion of the habitat of a fish stock is disturbed due to fishing activities or other direct anthropogenic events. [Category 1]
- +1 point: A large portion of the habitat of a fish stock is disturbed due to non-fishing anthropogenic activities as a result of natural disasters and indirect anthropogenic activities. [Category 2]
- +1 point: The primary habitat of a life stage of a fish stock is vulnerable to disturbance based on a location that is accessible or heavily used, resulting in impacts to habitat. [Category 3]
- +1 point: The primary habitat of a fish stock is vulnerable or slow to recover from disturbance. [Category 4]
- +1 point: The primary habitat of a fish stock is demonstrably rare. [Category 5]

West Coast Application: Scoring for this criterion relied largely on expert opinion, as well as information available in EFH text descriptions. Details on interpretation of each of the scoring categories follow below.

Category 1, Fishing Impacts: Working group members found it problematic that fishing and non-fishing activities were combined into the same category because it did not allow for differentiations between the two types of impacts. Available EFH information also separates out fishing and non-fishing impacts, so separation here seemed logical. The argument can be made that the source of an impact is less important than the magnitude and distribution of impacts. However, given the original text of Categories 1 and 2, it seems that it is the source that is of primary interest. The changes here maintain that intent, but in a way that eased interpretation. For application to West Coast stocks, Category 1 was changed to award points based only on fishing impacts. Stocks that have a large portion of their habitat affected by fishing impacts (e.g. shelf and slope groundfish affected by trawl fisheries) were awarded a point in this category.

Category 2, Non-fishing Activities: If this category is interpreted as the HAPWG guidance suggests (i.e. include climate change), it is not useful for differentiating between West Coast stocks. Although there are differences in magnitude, all stocks are likely to be affected by climate change to some extent and thus will score the same without further guidance on differentiating stocks based on climate impacts. There was also some difficulty with the prescribed categorization of direct and indirect effects. To aid in application to West Coast stocks, the text of the Category 2 rubric was changed to include both direct and indirect anthropogenic impacts. Although all stocks are impacted by non-fishing impacts to some extent, working group members focused on the relative level of disturbance for assigning scores and note that in general, nearshore habitats are likely to be more disturbed. A range of landscape-scale impacts were considered, including power plant and desalination intake and effluent, point discharge, dredging, and land- and water-use practices (for salmon). However, as noted above, climate change impacts were excluded from consideration.

Category 3, Location-based Habitat Vulnerability: West Coast prioritization working group members had some difficulty differentiating Categories 2 and 3 due to similarities in the descriptions, and had to carefully consider use vs. locality. California in particular has a large number of ports, and the coastal and marine environment is heavily used and disturbed relative to some other regions; therefore a majority of stocks off California could be considered vulnerable to disturbance. Although there is some variation along the West Coast, this does not apply at the scale of stock areas. Points were awarded to stocks with nearshore distributions, including those that use nearshore areas for spawning or early life stages. Salmon stocks that inhabit spawning rivers close to metro centers, agriculture, or other heavily used areas received a point for this category as well. Stocks that are highly mobile or distributed in depths deeper than most fishing activities did not receive a point.

Category 4, Habitat Vulnerability and Recovery: For this category, working group members emphasized that vulnerability or recovery of the **habitat** of a species (and not the species itself) should be considered when awarding points. In general, habitats found in deeper waters are slower to recover. Similarly, biogenic habitats (e.g. sea pens, sponges, etc.) will be slower to recover relative to rock-only habitats; however, many of these habitats are relatively unstudied. In general, a split can be made between soft and hard bottom habitats, with some exceptions based on expert opinion. Experts also considered the strength of the association between species and vulnerable habitats. Stocks were given a point if their habitat is disturbed often, or is slow to recover; this included estuarine species and salmon, and excluded highly mobile species or stocks associated with soft bottoms.

Category 5, Habitat Rarity: A number of questions related to the issue of rarity were raised when discussing this scoring category. In addition to natural rarity, removal also can make a habitat rare. Because this is an empirical exercise, experts considered only whether a habitat is rare now, regardless of how it may have become rare. However, a distinction does need to be made between disturbance (i.e. habitat is diminished but still available at some level to support species), and destruction (i.e. habitat is no longer available or no longer functions). Points were awarded in this category to stocks that associate with estuaries and rocky

habitats; salmon stocks with a high percentage of historical habitats lying upstream of impassable dams were also assigned points.

Top Scoring Stocks: Kelp greenling (NW) and lingcod (NW).

Common Scorable Criterion: Ecological Importance

HAPWG Scoring Rubric: This criterion places higher priority on stocks with relatively high ecological importance. A maximum of 5 points is possible. Each life history stage should be considered, and the score from the maximum-scoring life history stage for a category should be assigned to that category.

- +1 point: The stock is an important predator. Based on current data from the region, the stock consumes a high number of species (top quartile) compared to other predators at that life stage. [Category 1]
- +1 point: The stock is important prey. Based on current data from the region, the stock occurs in diets of a high number of species (top quartile) compared to other prey at that life stage. [Category 2]
- +1 point: The stock has a high biomass. The stock currently has a high (top quartile) biomass in the best available metric, which the region of interest, and at a particular life stage. [Category 3]
- +1 point: The stock is a habitat-altering species. It is known to create, modify, or maintain habitat functions. [Category 4]
- +1 point: Evidence exists that in the region of interest the stock was historically abundant, or an important predator, prey, or ecosystem engineer. [Category 5]
- **+1 point: Stock is a critical ecosystem component of treaty ocean areas. [Bonus; NW only]**

West Coast Application: Ecosystem literature suggests that species with many connections to other species are disproportionately important in structuring ecosystems, but the argument can be made that a species that is rare is less likely to have large impacts in an ecosystem context. There was a great deal of discussion about approaches to scoring for this criterion, but in the end, it was difficult to find an acceptable approach to scoring that did not incorporate biomass-related data in some way due to data limitations. Thresholds were selected for several categories out of necessity, although there was not complete agreement on this approach.

Category 1, Important Predator: For this category, working group members considered stocks that were both important predators **and** abundant. Points were assigned to stocks that met both of the following conditions: 1) the species has a trophic level ≥ 4.0 (based on the information in the literature, or <http://www.fishbase.org/>) or species is piscivorous (groundfish data summarized in Love, 2011; Love et al., 2002); and 2) the stock has a current stock biomass in the top quartile of stocks within its FMP.

Category 2, Important Prey: Again, working group members felt that only stocks that were abundant could be considered to be important prey. For CPS, groundfish, and HMS stocks, points were awarded to stocks that had unfished biomass in the top quartile of stocks within their own FMPs. Abundance (and therefore unfished biomass) of the individual salmon stocks is uncertain prior to significant anthropogenic disturbance of freshwater habitats (c. 1850). Salmon stocks instead were scored for this category based on estimates of current abundance (top quartile). Stocks that otherwise met the criteria for this category but are considered to be apex predators (e.g. large tunas and sharks) did not receive points because it was not plausible to classify such stocks as important prey.

Category 3, High Stock Biomass: There was some disagreement among working group members about the best approach to scoring this category. Although current biomass is the most readily available metric to use for scoring this category, it may not be the most reasonable indicator of ecological importance because current biomass levels have been influenced by the effects of fisheries and variable annual recruitment events. Although it was not feasible for West Coast stocks given time constraints, another approach that

might be considered would be to calculate a moving average of recent biomass, which would at least smooth out recruitment variability. After thorough discussion, working group members agreed to use estimates of unfished biomass for scoring this category. Points were awarded to CPS, groundfish, and HMS stocks within the top quartile of unfished biomass (Southwest) or top quartile of stocks based on recent biomass (Northwest), relative to other stocks within each individual FMP group. Instead of unfished biomass, estimates of recent total biomass were used to support scoring for groundfish stocks in the Northwest. Estimates of current biomass (based on pre-season abundance forecasts averaged over 2005-2013 for Northwest stocks) were used for salmon stocks in lieu of unavailable unfished biomass estimates.

Category 4, Habitat-altering Species: This category was scored on the basis of expert opinion, guided by descriptions of ecological engineers found in Jones et al., 1994. Abundance was not considered in assigning scores for stocks in this category.

Category 5, Historically Abundant or Important: There is limited data available on historical importance, so working group members again had to rely primarily on estimates of unfished biomass. Points were awarded to stocks in the CPS, groundfish, and HMS FMPs that had unfished biomass falling within the top quartile of stocks. All salmon stocks received points in this category based on evidence that their historical abundance was substantially higher than recent estimates and these stocks played a significant role in freshwater ecosystems. Note that many stocks received points in both the current and historical abundance categories.

For Northwest Region stocks, an additional “bonus” category was created under this criterion to accommodate tribal treaty concerns. Based on responses from tribal representatives and biologists, stocks that were considered to be critical ecosystem components of treaty ocean areas were given an extra point for this scoring rubric. However, total points, including the bonus tribal category, could not exceed 5 points for this criterion.

Top Scoring Stocks: Dover sole (NW), English sole (NW), Chinook salmon (NW), coho salmon (NW), Chinook - Klamath River Fall (SW) and Chinook - Sacramento River Fall (SW).

Common Scorable Criterion: Economic, Social, and Management Value

HAPWG Scoring Rubric: This criterion measures the importance of a stock in economic, social, and management terms. Assign a point in each applicable category; a maximum of 5 points is possible. Points for management importance (Categories 3 and 4) should be awarded if the stock meets one of the following conditions: 1) it functions as a “choke stock” with bycatch limits that can cause premature closure of another fishery; 2) its fishery is responsible for protective spatial-management measures that substantially limit fishing effort or methods in the region; or 3) it is directly responsible for a significant take of protected species. Category 5 includes considerations for social importance such as traditional use, historical ties to fishing communities, or indigenous rights.

- +1 point: The economic impacts of the commercial industry for this stock are in the top quartile (25%) of FMP stocks in the region. [Category 1]
- +1 point: The economic impacts of recreational fishing for this stock are in the top quartile (25%) of FMP stocks in the region. [Category 2]
- +1 point: The commercial fishery for the stock has high resource management importance. [Category 3; **NW Only: Stock is currently harvested commercially by treaty tribes and has significant economic value or potential value for tribes.**]
- +1 point: The recreational fishery for the stock has high resource management importance [Category 4; **NW Only: Stock is harvested for non-commercial (subsistence) purposes by treaty tribes.**]

- +1 point: The stock has high social value such as cultural importance or strong localized effects on community viability, or is necessary for subsistence. [Category 5; **NW Only: Stock is considered to be important to tribal history, stories, and/or archaeological evidence of its harvest exists.**]

West Coast Application: Scores were assigned for each category as follows below.

Category 1, Commercial Fishing Impacts: Scores in this category were based on a 3-year recent average of ex-vessel revenue data from the PacFIN database as a proxy for commercial economic impacts. Although landings data do not necessarily reflect where catch is taken from, ex-vessel information is the best (and perhaps only) data available to support scoring in this category. Scoring for Northwest stocks was based on state landings data for Washington and Oregon averaged over 2009-2011. Stocks falling within the top quartile of stocks based on ex-vessel revenue were awarded a point. Scoring for Southwest stocks was based on state landings data for California only, averaged over 2008-2010. Commercial fishing data are available by species only, which was problematic for salmon, which were scored by individual run in the Southwest Region. Estimates of the contribution of different stocks to the total commercial catch in California, based on limited coded wire tag information, were used to aid in scoring for these stocks. Across all FMPs, Southwest Region stocks with average annual ex-vessel revenue above \$500,000 were awarded a point in this category.

Category 2, Recreational Fishing Impacts: Discussions for this category revealed a paucity of data on recreational economic impacts at scales necessary for this exercise. There was some consideration of omitting this category, but working group members decided that recreational landings, although imperfect, were an acceptable proxy for economic impacts. Points were awarded to the top quartile of stocks based on cumulative (1980-2011) recreational landings obtained from the RecFIN database (WA-OR landings for Northwest stocks, CA landings for Southwest stocks). For Southwest salmon stocks, estimates of the contribution of different stocks to the total recreational catch in California were used to aid in scoring; a point was awarded to the top quartile of stocks based on their estimated contribution to California recreational catches.

Category 3, Commercial Fishery Management: Points were awarded in this category based on expert opinion and guided by information available from the PFMC to determine management importance. For groundfish, all stocks affected by federal or state spatial closures received a point. All salmon stocks that are assessed and have conservation objectives that could limit fisheries (i.e. choke stocks) received a point, along with any stocks listed as endangered or threatened under the Endangered Species Act. Northwest stocks received additional consideration in this category based on tribal treaty concerns – if a Northwest stock is currently harvested commercially by treaty tribes and has significant economic value or potential value for tribes, it was awarded a point in this category.

Category 4, Recreational Fishery Management: Points in this category were also based on expert opinion. For groundfish, all stocks affected by federal or state spatial closures received a point. For salmon, all stocks that are assessed and have conservation objectives that could limit fisheries (i.e. choke stocks) received a point. Northwest stocks received additional consideration in this category based on tribal treaty concerns – if a Northwest stock is harvested for non-commercial (subsistence) purposes by treaty tribes, it was awarded a point in this category. The NW-RHAPWG recommends that this category be amended to consider subsistence fishing in addition to recreational fishing management concerns.

Category 5, Social Value: This category was scored on the basis of expert opinion. Although the HAPWG specifies the intent of this category is to capture the top quartile of stocks, there was no clear way to achieve this because many stocks have high social value. For groundfish, points were assigned to any targeted stocks that communities have relied on over time. All salmon stocks received points due to high social value and cultural importance. Northwest stocks received additional consideration in this category based on tribal treaty concerns – if a Northwest stock is considered to be important to tribal history, stories, and/or archaeological evidence of its harvest exists, it was awarded a point in this category.

Top Scoring Stocks: Black rockfish - North (NW), lingcod (NW), Pacific cod (NW), yellowtail rockfish - North (NW), Chinook - Klamath River Fall (SW), Chinook - Sacramento River Fall (SW), and albacore (NW).

Priority Categories

Once final prioritization scores are tabulated for stocks, regional working groups are tasked with splitting lists into high, medium, and low priority bins. A number of approaches (e.g. percentage break points, etc.) were investigated for determining cutoffs for priority bins, but a simple approach seemed best justified. Both the NW- and SW-RHAPWGs felt that a more inclusive high priority bin best reflected the relative importance of the ranked stocks on the list. Priority bins were defined as follows (percentage of scored stocks):

Priority Bin	Northwest Region	Southwest Region
High	67-100% of scored stocks	81-100% of scored stocks
Medium	34-66% of scored stocks	51-80% of scored stocks
Low	0-33% of scored stocks	0-50% of scored stocks

Only those stocks passing through the required filters (i.e. stocks receiving a score) were considered when assigning priority bins for each Theme (Stock Assessment and EFH Science).

Discussion

Three general observations can be made from implementation of the Habitat Assessment Prioritization process in the Southwest and Northwest regions. First, Habitat Assessment Prioritization forces regional groups to think critically about where suitable habitat science information already exists, where additional information is needed, and where efforts are most likely to pay off. Both the process and the products (prioritized stock lists) of Habitat Assessment Prioritization are beneficial, both at national and regional levels. Second, on a more general level, the process provided the opportunity and platform for discussion of regional research and management issues related to habitat science. Finally, despite some differences in the approach and ranking, there was significant overlap in the results from the Southwest and Northwest regional Habitat Assessment Prioritizations, including many shared high priority stocks.

Reviewing Guidance

As the first regions to work through Habitat Assessment Prioritization outlined by the HAPWG, the Northwest and Southwest Regions were asked to respond to a series of questions on the practicality and efficacy of the process (NMFS, 2011):

Is outlined process comprehensive, practical, and flexible in practice at the regional level?

The criteria outlined by the HAPWG were not always prescriptive about the most appropriate metrics to apply. This was likely done in an effort to allow for regional flexibility, but it led to a number of ad hoc decisions by working group members that may be difficult to replicate in other regions and indeed led to some differences in scoring along the West Coast. Additionally, some metrics may vary between FMP stock groups for West Coast stocks due to data availability issues. Another issue that arose was the use of threshold values for some scoring categories for Southwest Region stocks in the absence of more prescriptive criteria (e.g. commercial fishery value) that may be considered arbitrary.

Data availability issues were another challenge. Some of the criteria as outlined by the HAPWG simply did not have data available for West Coast stocks to support scoring (economic impacts, habitat-linked productivity, etc.). Although data availability varies by region, these issues are likely to arise in other regions as well. Lacking data to support scoring as described, best available proxies were used based on the opinion of the experts in the NW- and SW-RHAPWGs. Several criteria were scored using some form of abundance or biomass data, which raises several potential issues: 1) potential duplication in scoring – higher biomass stocks receive higher scores simply due to abundance; 2) current abundance estimates are confounded for a majority of stocks due to fishery removals and other factors – this is a particular problem for salmon stocks influenced by the predominance of hatchery inputs; and 3) lack of knowledge of historical (unfished) biomass for many stocks, including salmon.

Breaking stocks out by NMFS region posed particular challenges on the Pacific Coast, where a single FMC manages stocks and many stocks have a coast-wide distribution. Although the NW-RHAPWG was able to use the already-completed Southwest Regional prioritization as a guide during the Northwest Regional prioritization, these were still run as two separate processes, resulting in two separate priority lists for the northern and

Key Data Gap: Basic Mapping

Discussions among regional experts identified foundational work like basic mapping as a key data gap and a **top priority** on the Pacific Coast. A few basic habitat assessment efforts such as high quality habitat mapping would improve knowledge simultaneously for many species across the Pacific Coast. Such efforts could contribute to a variety of improvements in stock assessments, as well as provide important information to EFH managers and other habitat science applications. Developing improved habitat maps at appropriate resolutions would give stock assessment scientists and habitat managers the information they need to apply species-habitat association information where it already exists, and guide further research efforts.

High Priority Stocks : Habitat Science Supporting Stock Assessment

- Black rockfish - North (NW)
- Blue rockfish (NW/SW)
- Bocaccio (SW)
- Canary rockfish (NW/SW)
- Cowcod (SW)
- Darkblotched rockfish (NW)
- English sole (NW)
- Lingcod (NW)
- Pacific ocean perch (NW)
- Petrale sole (NW)
- Sablefish (NW)
- Widow rockfish (NW)
- Yelloweye rockfish (NW/SW)
- Yellowtail rockfish - North (NW)
- Chinook salmon (NW)
- Coho salmon (NW)
- Chinook - California Coastal (SW)
- Chinook - Klamath River Fall (SW)
- Chinook - Sacramento River Fall (SW)
- Chinook - Sacramento River Spring (SW)
- Chinook - Sacramento River Winter (SW)
- Coho - Central California Coast (SW)
- Coho - Southern Oregon/Northern California Coast (SW)

southern parts of the West Coast. This supports the science priorities at the Northwest and Southwest Fisheries Science Centers, but still can present some interpretation challenges for the West Coast Regional Office and PFM. Many stocks were scored in both prioritization processes, but did not necessarily end up in the same priority bins.

Can outlined process be realistically implemented at regional level by a regional panel of experts? Is process manageable and efficient?

Implementation of the regional prioritization process took significantly more time than the HAPWG envisioned. Additional effort to collect and review available information for regional stocks prior to scoring is important to streamline the process, but overall this was a fairly intensive process. The original proposed timeline (several preparatory conference calls followed by a two-day in person meeting) was not sufficient to finalize the scored stock lists. A process that relies less on investigation and collection of available data to support scoring would be less time intensive, but the West Coast working groups felt that prioritization scores based on available data were more defensible. Data availability issues will be important factors when considering scoring approaches in remaining regions.

priority stocks at the regional level?

Although the outlined process did raise a number of challenges for the working groups, the general consensus of the both groups was that the process was thorough, defensible, and resulted in final prioritized stock lists that were good representations of habitat science priorities for the region.

Interpreting Priority Lists

Regional priority lists, once complete, are meant to collectively represent a national set of habitat science priorities for NMFS. These priorities can be used in a number of ways, including building new habitat science funding initiatives and informing strategic planning and budgeting for habitat science – both at the regional and national levels. In practice, multiple considerations should be deliberated when planning habitat research and it is expected that the prioritized stock lists resulting from the regional Habitat Assessment Prioritization exercises will serve as an important, but not exclusive, tool in strategic habitat science planning.

Although the final priority lists generally reflect overall habitat science priorities on the West Coast, care should be taken in differentiating between stocks in the high and medium categories. Stocks not scored or falling into the low priority bins are unlikely to benefit greatly from near-term investments in habitat science. However, interpretation between the medium and high priority bins is not as straightforward due to several considerations:

Is outlined process adequate for discriminating high

Priority Bin Cutoffs: HAPWG guidance does not prescribe any set cutoffs for priority bins; rather, regional working groups are left to determine how to set bins. When examining the distribution of scores for both Northwest and Southwest scores, there were no clear breakpoints or any other factors that could be used to differentiate between ‘high’ and ‘medium’ priority stocks. Each working group had a desire to create a high priority bin that was somewhat more inclusive, but the selection of cutoff values was somewhat arbitrary and varied between the Northwest and Southwest.

Information Quality: Information quality and data availability is incorporated into many of the scoring rubrics, and confounds the prioritization process by favoring better known stocks. On the West Coast, generally less is known about marine species than salmon, which means that salmon stocks were heavily favored in most scoring criteria and final priorities. Many working group members expressed significant concern with this result, and with the process that led to it. This was ameliorated to some extent for Northwest stocks by aggregating salmon stocks at the species level, which is more in line with the level that most marine species were scored (priorities within the salmon groupings can be found in Appendix C).

The fact that information quality is intermingled with some of the existing scoring categories should be considered when viewing the overall priorities. Data-poor or data-moderate species that in general have less information available will tend to score lower in some of the categories, leading to lower ranks overall. However, one of the goals of Habitat Assessment Prioritization is to identify stocks that are likely to derive the greatest benefits from habitat science investments. Stocks falling in the middle of the rankings may be most likely to meet this goal. Because they may be lacking some basic information, modest investments could move information levels forward significantly for these stocks and provide the opportunity to show progress to leadership and the public.

The NW-RHAPWG explored the idea of developing a separate information quality scoring category separate from existing scoring categories. Such information could be useful as an aid in interpreting the final total scores of the existing scoring categories. Although the idea seems to have some merit, full development of this additional process was beyond the scope of the regional prioritization working group. The HAPWG may want to revisit this issue and consider developing some guidance for future habitat prioritizations on the issue of information quality considerations. Information quality rankings could be developed by stock, or potentially by life history stage, and used to compare with prioritization scores in a matrix to help interpret results. The process of ranking information quality levels could also be useful in identifying key information gaps for each stock.

Utility vs Feasibility: The Habitat Assessment Prioritization process is designed to identify stocks that most need, and are most likely to benefit from, new habitat science efforts. The process alludes to the

High Priority Stocks: EFH Science

- Black rockfish - North (NW)
- Blue rockfish (NW/SW)
- Bocaccio (SW)
- Canary rockfish (NW/SW)
- China rockfish (NW)
- Copper rockfish (NW)
- Cowcod (SW)
- Darkblotched rockfish (NW/SW)
- English sole (NW)
- Lingcod (NW)
- Pacific ocean perch (NW/SW)
- Petrale sole (NW)
- Quillback rockfish (NW)
- Sablefish (NW)
- Starry rockfish (SW)
- Widow rockfish (NW/SW)
- Yelloweye rockfish (NW/SW)
- Yellowtail rockfish - North (NW/SW)
- Yellowtail rockfish South (SW)
- Chinook salmon (NW)
- Coho salmon (NW)
- Chinook - California Coastal (SW)
- Chinook - Klamath River Fall (SW)
- Chinook - Sacramento River Fall (SW)
- Chinook - Sacramento River Spring (SW)
- Chinook - Sacramento River Winter (SW)
- Coho - Central California Coast (SW)
- Coho - Southern Oregon/Northern California Coast (SW)

utility of habitat science efforts for individual stocks, but does not specifically identify what efforts are needed or the feasibility of those efforts in the near-term. These should also be taken into account when prioritizing habitat science.

Linking Stocks to Geographic Priorities

Habitat science is essentially linked to habitat types and geographic areas. However, stocks form the fundamental management unit for NMFS under the Magnuson-Stevens Act, and thus were selected as the scoring unit for Habitat Assessment Prioritization. Using this approach, geographic context is provided by the distributions and habitat utilization patterns of the stocks. Translating stock priorities into geographic priorities is a necessary next step to help guide habitat science efforts.

For the West Coast, an exploration was made using available data to translate the list of high priority stocks into a map of target locations for habitat science efforts. Maps of results, along with details on methodology and input data, are available in Appendix C. This exercise represents an initial step, and preliminary reviews of this approach indicate it is a feasible approach to translating the lists of stock priorities resulting from the Habitat Assessment Prioritization into geographic priorities for habitat science. Improved information on species distributions and habitat preferences will refine this approach.

References

Allen, L.G., D.J. Pondella II, and M.H. Horn (eds). 2006. The ecology of marine fishes: California and adjacent waters. University of California Press. 670 p.

Cope, J., J. DeVore, E.J. Dick, K. Ames, J. Budrick, D.L. Erickson, J. Grebel, G. Hanshew, R. Jones, L. Mattes, C. Niles, and S. Williams. 2011. An approach to defining stock complexes for U.S. West Coast groundfishes using vulnerabilities and ecological distributions. *North American Journal of Fisheries Management* 31(4): 589-604.

Dick, E.J. and A.D. MacCall. 2010. Estimates of sustainable yield for 50 data-poor stocks in the Pacific Coast Groundfish Fishery Management Plan. U.S. Dep. Commer., NOAA Tech. Memo. NOAA-TM-NMFS-SWFSC-460, 201 p.

Jones, C.G., J.H. Lawton, and M. Shachak. 1994. Organisms as ecosystem engineers. *Oikos* 69: 373-386.

Love, M.S. 2011. Certainly more than you want to know about the fishes of the Pacific Coast. A postmodern experience. Really Big Press, Santa Barbara, CA. 672 p.

Love, M.S., M. Yoklavich, and L. Thorsteinson. 2002. The rockfishes of the Northeast Pacific. University of California Press. 416 p.

NMFS (National Marine Fisheries Service). 2010. Marine fisheries habitat assessment improvement plan. Report of the National Marine Fisheries Service Habitat Assessment Improvement Plan Team. U.S. Dep. Commer., NOAA Tech. Memo. NMFS-F/SPO-108, 115 p.

NMFS (National Marine Fisheries Service). 2011. Habitat Assessment Prioritization. A Report by the Habitat Assessment Prioritization Working Group. Internal report, NMFS White Paper. Office of Science and Technology, NMFS, NOAA. Silver Spring, MD. 41 p.

Patrick, W.S., P. Spencer, J. Link, J. Cope, J. Field, D. Kobayashi, P. Lawson, T. Gedamke, E. Cortés, O. Ormseth, K. Bigelow, and W. Overholtz. 2010. Using productivity and susceptibility indices to assess the vulnerability of United States fish stocks to overfishing. *U.S. National Marine Fisheries Service Fishery Bulletin* 108: 305-322.

Patrick, W.S., P. Spencer, O. Ormseth, J. Cope, J. Field, D. Kobayashi, T. Gedamke, E. Cortés, K. Bigelow, W. Overholtz J. Link, and P. Lawson. 2009. Using productivity and susceptibility indices to determine the vulnerability of a stock: case studies from six U.S. fisheries. U.S. Dep. Commer., NOAA Tech. Memo. NMFS-F/SPO-101.

PFMC (Pacific Fishery Management Council). 2012. Habitat Use Database. pp. 372-394 in: Pacific Coast Groundfish 5-year Review of Essential Fish Habitat. Pacific Fishery Management Council, Portland, OR. Available online: http://www.pcouncil.org/wp-content/uploads/App_I_Habitat_Use_Database_EFH_Phase1_Sep2012.pdf.

PFMC (Pacific Fishery Management Council). 2011a. STAR Panel recommendations for off-year science improvements. Pacific Fishery Management Council, Portland, OR. 3 p. Available online: http://www.pcouncil.org/wp-content/uploads/G10a_ATT1_RECS_IMPROV_SEPT2011BB.pdf.

PFMC (Pacific Fishery Management Council). 2011b. Status of the U.S. west coast fisheries for highly migratory species through 2010. Stock assessment and fishery evaluation. Pacific Fishery Management

Council, Portland, OR. 164 p. Available online: <http://www.pcouncil.org/highly-migratory-species/stock-assessment-and-fishery-evaluation-safe-documents/current-hms-safe-document/>.

PFMC (Pacific Fishery Management Council). 2008. Research and data needs. Pacific Fishery Management Council, Portland, OR. 79 p. Available online: http://www.pcouncil.org/wp-content/uploads/Res_Data_Needs_2008_Final_OCT08.pdf.

PFMC (Pacific Fishery Management Council). 2005. Habitat suitability probability maps for individual groundfish species and life history stages. Pacific Fishery Management Council, Portland, OR. 169 p. Available online: http://www.pcouncil.org/wp-content/uploads/GF_FMP_App_B4.pdf.

Appendix A: Priorities for Habitat Science Supporting Stock Assessment

Color key: green = high priority; yellow = medium priority; orange = low priority; no color = not scored.

FMP	Stock	Southwest	Northwest
CPS	CPS Ecosystem Components	NA - complex	NA - complex
CPS	Jack mackerel	8	10
CPS	Jacksnelt	NA - EC stock	NA - EC stock
CPS	Krill (Euphausiacea)	6	NA - did not pass filter
CPS	Northern anchovy - North	NA - distribution	14
CPS	Northern anchovy - South	12	NA - distribution
CPS	Opalescent inshore squid	10	NA - minor landings
CPS	Pacific chub mackerel	14	NA - minor landings
CPS	Pacific herring	NA - EC stock	NA - did not pass filter
CPS	Pacific sardine	17	20
Groundfish	Arrowtooth flounder	NA - minor landings	13
Groundfish	Aurora rockfish	17	16
Groundfish	Bank rockfish	18	NA - minor landings
Groundfish	Big skate	NA - did not pass filter	NA - did not pass filter
Groundfish	Black rockfish - North	NA - distribution	23
Groundfish	Black rockfish - South	14	NA - distribution
Groundfish	Black-and-yellow rockfish	NA - did not pass filter	NA - minor landings
Groundfish	Blackgill rockfish	NA - did not pass filter	NA - minor landings
Groundfish	Blackspotted rockfish	NA - minor landings	17
Groundfish	Blue rockfish	24	21
Groundfish	Bocaccio	30	NA - minor landings
Groundfish	Bronzespotted rockfish	NA - did not pass filter	NA - minor landings
Groundfish	Brown rockfish	18	18
Groundfish	Butter sole	NA - minor landings	NA - did not pass filter
Groundfish	Cabazon	NA - did not pass filter	16
Groundfish	Calico rockfish	NA - did not pass filter	NA - distribution
Groundfish	California scorpionfish	14	NA - minor landings
Groundfish	California skate	NA - did not pass filter	NA - minor landings
Groundfish	Canary rockfish	27	30
Groundfish	Chameleon rockfish	NA - did not pass filter	NA - distribution
Groundfish	Chilipepper	15	16
Groundfish	China rockfish	19	20
Groundfish	Copper rockfish	19	20
Groundfish	Cowcod	27	NA - minor landings
Groundfish	Curlfin sole	NA - minor landings	NA - did not pass filter

FMP	Stock	Southwest	Northwest
Groundfish	Darkblotched rockfish	23	25
Groundfish	Dover sole	NA - did not pass filter	17
Groundfish	Dusky rockfish	NA - minor landings	NA - did not pass filter
Groundfish	Dwarf red rockfish	NA - did not pass filter	NA - distribution
Groundfish	English sole	16	25
Groundfish	Flag rockfish	NA - did not pass filter	NA - minor landings
Groundfish	Flathead sole	NA - minor landings	NA - did not pass filter
Groundfish	Freckled rockfish	NA - did not pass filter	NA - distribution
Groundfish	Gopher rockfish	16	NA - minor landings
Groundfish	Grass rockfish	NA - did not pass filter	NA - minor landings
Groundfish	Greenblotched rockfish	NA - did not pass filter	NA - minor landings
Groundfish	Greenspotted rockfish	NA - did not pass filter	17
Groundfish	Greenstriped rockfish	NA - did not pass filter	15
Groundfish	Halfbanded rockfish	NA - did not pass filter	NA - distribution
Groundfish	Harlequin rockfish	NA - minor landings	NA - did not pass filter
Groundfish	Honeycomb rockfish	NA - did not pass filter	NA - minor landings
Groundfish	Kelp greenling - California	12	NA - distribution
Groundfish	Kelp greenling - Oregon	NA - distribution	14
Groundfish	Kelp rockfish	NA - did not pass filter	NA - minor landings
Groundfish	Leopard shark	NA - did not pass filter	NA - minor landings
Groundfish	Lingcod	NA - did not pass filter	26
Groundfish	Longnose skate	14	14
Groundfish	Longspine thornyhead	18	13
Groundfish	Mexican rockfish	NA - did not pass filter	NA - distribution
Groundfish	Minor Nearshore Rockfishes North	NA - complex	NA - complex
Groundfish	Minor Nearshore Rockfishes South	NA - complex	NA - complex
Groundfish	Minor Shelf Rockfishes North	NA - complex	NA - complex
Groundfish	Minor Shelf Rockfishes South	NA - did not pass filter	NA - minor landings
Groundfish	Minor Slope Rockfishes North	NA - complex	NA - complex
Groundfish	Minor Slope Rockfishes South	NA - complex	NA - complex
Groundfish	Olive rockfish	NA - minor landings	NA - did not pass filter
Groundfish	Other Flatfishes	NA - minor landings	NA - did not pass filter
Groundfish	Other Groundfishes	NA - did not pass filter	9
Groundfish	Pacific cod	16	19
Groundfish	Pacific flatnose	23	24
Groundfish	Pacific grenadier	18	19
Groundfish	Pacific hake	22	23
Groundfish	Pacific ocean perch	NA - did not pass filter	NA - minor landings
Groundfish	Pacific sanddab	NA - did not pass filter	NA - minor landings
Groundfish	Petrals sole	NA - distribution	NA - did not pass filter
Groundfish	Pink rockfish	NA - did not pass filter	NA - did not pass filter

FMP	Stock	Southwest	Northwest
Groundfish	Pinkrose rockfish	NA - did not pass filter	NA - did not pass filter
Groundfish	Puget Sound rockfish	NA - did not pass filter	NA - did not pass filter
Groundfish	Pygmy rockfish	NA - minor landings	NA - did not pass filter
Groundfish	Quillback rockfish	13	12
Groundfish	Redbanded rockfish	NA - minor landings	NA - did not pass filter
Groundfish	Redstripe rockfish	NA - did not pass filter	NA - did not pass filter
Groundfish	Rex sole	NA - did not pass filter	NA - did not pass filter
Groundfish	Rock greenling	NA - did not pass filter	NA - minor landings
Groundfish	Rock sole	NA - minor landings	20
Groundfish	Rosethorn rockfish	18	21
Groundfish	Rosy rockfish	NA - did not pass filter	NA - did not pass filter
Groundfish	Rougheye rockfish	17	16
Groundfish	Sablefish	10	4
Groundfish	Sand sole	NA - minor landings	NA - did not pass filter
Groundfish	Sharpchin rockfish	20	16
Groundfish	Shortbelly rockfish	NA - minor landings	NA - did not pass filter
Groundfish	Shortraker rockfish	NA - complex	NA - complex
Groundfish	Shortspine thornyhead	NA - complex	NA - complex
Groundfish	Silvergray rockfish	NA - complex	NA - complex
Groundfish	Speckled rockfish	NA - did not pass filter	NA - minor landings
Groundfish	Splitnose rockfish	NA - did not pass filter	17
Groundfish	Spotted ratfish	NA - did not pass filter	NA - did not pass filter
Groundfish	Spotted spiny dogfish	NA - minor landings	18
Groundfish	Squarespot rockfish	NA - did not pass filter	NA - minor landings
Groundfish	Starry flounder	8	15
Groundfish	Starry rockfish	NA - did not pass filter	NA - minor landings
Groundfish	Stripetail rockfish	17	NA - minor landings
Groundfish	Swordspine rockfish	NA - did not pass filter	NA - minor landings
Groundfish	Tiger rockfish	NA - did not pass filter	NA - did not pass filter
Groundfish	Tope	NA - did not pass filter	NA - did not pass filter
Groundfish	Treefish	NA - did not pass filter	NA - minor landings
Groundfish	Vermilion rockfish	18	NA - distribution
Groundfish	Whitespeckled rockfish	NA - did not pass filter	NA - distribution
Groundfish	Widow rockfish	NA - did not pass filter	24
Groundfish	Yelloweye rockfish	27	27
Groundfish	Yellowmouth rockfish	NA - minor landings	NA - did not pass filter
Groundfish	Yellowtail rockfish - North	20	NA - distribution
Groundfish	Yellowtail rockfish - South	20	25
Salmon	Chinook salmon	NA - rank @ run level	33
Salmon	Chinook salmon - California Coastal	26	NA - rank @ species level
Salmon	Chinook salmon - Cedar River Summer/Fall	NA - distribution	NA - rank @ species level

FMP	Stock	Southwest	Northwest
Salmon	Chinook salmon - Central and Northern Oregon	NA - distribution	NA - rank @ species level
Salmon	Chinook salmon - Columbia Lower River Hatchery Fall	NA - distribution	NA - rank @ species level
Salmon	Chinook salmon - Columbia Lower River Hatchery Spring	NA - distribution	NA - rank @ species level
Salmon	Chinook salmon - Columbia Mid-River Bright Hatchery Fall	NA - distribution	NA - rank @ species level
Salmon	Chinook salmon - Columbia Spring Creek Hatchery Fall	NA - distribution	NA - rank @ species level
Salmon	Chinook salmon - Columbia Upper River Bright Fall	NA - distribution	NA - rank @ species level
Salmon	Chinook salmon - Columbia Upper River Spring	NA - distribution	NA - rank @ species level
Salmon	Chinook salmon - Columbia Upper River Summer	NA - distribution	NA - rank @ species level
Salmon	Chinook salmon - Eastern Strait of Juan de Fuca Summer/Fall	NA - distribution	NA - rank @ species level
Salmon	Chinook salmon - Grays Harbor Fall	NA - distribution	NA - rank @ species level
Salmon	Chinook salmon - Grays Harbor Spring	NA - distribution	NA - rank @ species level
Salmon	Chinook salmon - Green River Summer/Fall	NA - distribution	NA - rank @ species level
Salmon	Chinook salmon - Hoh Fall	NA - distribution	NA - rank @ species level
Salmon	Chinook salmon - Hoh Spring/Summer	NA - distribution	NA - rank @ species level
Salmon	Chinook salmon - Hoko Summer/Fall	NA - distribution	NA - rank @ species level
Salmon	Chinook salmon - Klamath River Fall	28	NA - rank @ species level
Salmon	Chinook salmon - Klamath River Spring	20	NA - did not pass filter
Salmon	Chinook salmon - Mid Hood Canal Summer/Fall	NA - distribution	NA - rank @ species level
Salmon	Chinook salmon - Nisqually River Summer/Fall	NA - distribution	NA - rank @ species level
Salmon	Chinook salmon - Nooksack Spring Early	NA - distribution	NA - rank @ species level
Salmon	Chinook salmon - North Lewis River Fall	NA - distribution	NA - rank @ species level
Salmon	Chinook salmon - Puyallup Summer/Fall	NA - distribution	NA - rank @ species level
Salmon	Chinook salmon - Queets Fall	NA - distribution	NA - rank @ species level
Salmon	Chinook salmon - Queets Spring/Summer	NA - distribution	NA - rank @ species level
Salmon	Chinook salmon - Quillayute Fall	NA - distribution	NA - rank @ species level
Salmon	Chinook salmon - Quillayute Spring/Summer	NA - distribution	NA - rank @ species level
Salmon	Chinook salmon - Quinalt Fall Hatchery	NA - distribution	NA - rank @ species level
Salmon	Chinook salmon - Sacramento River Fall	33	NA - rank @ species level
Salmon	Chinook salmon - Sacramento River Spring	24	NA - distribution
Salmon	Chinook salmon - Sacramento River Winter	28	NA - distribution
Salmon	Chinook salmon - Skagit Spring	NA - distribution	NA - rank @ species level
Salmon	Chinook salmon - Skagit Summer/Fall	NA - distribution	NA - rank @ species level
Salmon	Chinook salmon - Skokomish Summer/Fall	NA - distribution	NA - rank @ species level
Salmon	Chinook salmon - Smith River	NA - did not pass filter	NA - did not pass filter
Salmon	Chinook salmon - Snake River Fall	NA - distribution	NA - rank @ species level
Salmon	Chinook salmon - Snake River Spring/Summer	NA - distribution	NA - rank @ species level
Salmon	Chinook salmon - Snohomish Summer/Fall	NA - distribution	NA - rank @ species level
Salmon	Chinook salmon - Southern Oregon	NA - distribution	NA - rank @ species level
Salmon	Chinook salmon - Stillaguamish Summer/Fall	NA - distribution	NA - rank @ species level
Salmon	Chinook salmon - Upper Willamette Spring	NA - distribution	NA - rank @ species level
Salmon	Chinook salmon - White River Spring	NA - distribution	NA - rank @ species level
Salmon	Chinook salmon - Willapa Bay Fall Hatchery	NA - distribution	NA - rank @ species level

FMP	Stock	Southwest	Northwest
Salmon	Chinook salmon - Willapa Bay Fall Natural	NA - distribution	NA - rank @ species level
Salmon	Coho salmon	NA - rank @ run level	33
Salmon	Coho salmon - Central California Coast	27	NA - rank @ species level
Salmon	Coho salmon - Columbia River Early Hatchery	NA - distribution	NA - rank @ species level
Salmon	Coho salmon - Columbia River Late Hatchery	NA - distribution	NA - rank @ species level
Salmon	Coho salmon - Grays Harbor	NA - distribution	NA - rank @ species level
Salmon	Coho salmon - Hoh	NA - distribution	NA - rank @ species level
Salmon	Coho salmon - Hood Canal	NA - distribution	NA - rank @ species level
Salmon	Coho salmon - Lower Columbia Natural	NA - distribution	NA - rank @ species level
Salmon	Coho salmon - Oregon Coast Hatchery	NA - distribution	NA - rank @ species level
Salmon	Coho salmon - Oregon Coast Natural	NA - distribution	NA - rank @ species level
Salmon	Coho salmon - Queets	NA - distribution	NA - rank @ species level
Salmon	Coho salmon - Quillayute Fall	NA - distribution	NA - rank @ species level
Salmon	Coho salmon - Quillayute Summer Hatchery	NA - distribution	NA - rank @ species level
Salmon	Coho salmon - Quinalt Hatchery	NA - distribution	NA - rank @ species level
Salmon	Coho salmon - Skagit	NA - distribution	NA - rank @ species level
Salmon	Coho salmon - Snohomish	NA - distribution	NA - rank @ species level
Salmon	Coho salmon - South Puget Sound Hatchery	NA - distribution	NA - rank @ species level
Salmon	Coho salmon - Southern Oregon/Northern California Coast	27	NA - rank @ species level
Salmon	Coho salmon - Stillaguamish	NA - distribution	NA - rank @ species level
Salmon	Coho salmon - Strait of Juan de Fuca	NA - distribution	NA - rank @ species level
Salmon	Coho salmon - Willapa Bay Hatchery	NA - distribution	NA - rank @ species level
Salmon	Coho salmon - Willapa Bay Natural	NA - distribution	NA - rank @ species level
Salmon	Pink salmon - Puget Sound	NA - distribution	NA - rank @ species level
HMS	HMS Ecosystem Components	NA - EC stock	NA - EC stock
HMS	Albacore	15	17
HMS	Bigeye thresher	NA - EC stock	NA - EC stock
HMS	Bigeye tuna - Western and Central Pacific	NA - distribution	NA - distribution
HMS	Bigeye tuna - Eastern Pacific	9	NA - minor landings
HMS	Blue shark	8	12
HMS	Dolphinfish	NA - did not pass filter	NA - minor landings
HMS	Pacific bluefin tuna	17	NA - minor landings
HMS	Pelagic thresher	NA - EC stock	NA - EC stock
HMS	Shortfin mako	10	NA - minor landings
HMS	Skipjack tuna - Eastern Pacific	8	NA - minor landings
HMS	Striped marlin - Eastern Pacific	7	NA - minor landings
HMS	Swordfish - Western and Central Pacific	NA - rank @ species level	NA - distribution
HMS	Swordfish - Eastern Pacific	NA - rank @ species level	NA - minor landings
HMS	Swordfish - North Pacific	10	NA - complex
HMS	Thresher shark	11	12
HMS	Yellowfin tuna - Eastern Pacific	12	NA - minor landings

Appendix B: Priorities for Essential Fish Habitat Science

Color key: green = high priority; yellow = medium priority; orange = low priority; no color = not scored.

FMP	Stock	Southwest	Northwest
CPS	CPS Ecosystem Components	NA - complex	NA - complex
CPS	Jack mackerel	11	11
CPS	Jacksmelt	NA - EC stock	NA - EC stock
CPS	Krill (Euphausiacea)	9	9
CPS	Northern anchovy - North	NA - distribution	15
CPS	Northern anchovy - South	15	NA - distribution
CPS	Opalescent inshore squid	13	NA - minor landings
CPS	Pacific chub mackerel	14	NA - minor landings
CPS	Pacific herring	NA - EC stock	NA - did not pass filter
CPS	Pacific sardine	17	17
Groundfish	Arrowtooth flounder	NA - minor landings	12
Groundfish	Aurora rockfish	17	15
Groundfish	Bank rockfish	21	NA - minor landings
Groundfish	Big skate	16	15
Groundfish	Black rockfish - North	NA - distribution	24
Groundfish	Black rockfish - South	17	NA - distribution
Groundfish	Black-and-yellow rockfish	NA - did not pass filter	NA - minor landings
Groundfish	Blackgill rockfish	21	NA - minor landings
Groundfish	Blackspotted rockfish	NA - minor landings	19
Groundfish	Blue rockfish	24	22
Groundfish	Bocaccio	30	NA - minor landings
Groundfish	Bronzespotted rockfish	21	NA - minor landings
Groundfish	Brown rockfish	21	19
Groundfish	Butter sole	NA - minor landings	NA - did not pass filter
Groundfish	Cabazon	20	17
Groundfish	Calico rockfish	NA - did not pass filter	NA - distribution
Groundfish	California scorpionfish	17	NA - minor landings
Groundfish	California skate	16	NA - minor landings
Groundfish	Canary rockfish	27	30
Groundfish	Chameleon rockfish	19	NA - distribution
Groundfish	Chilipepper	15	16
Groundfish	China rockfish	22	21
Groundfish	Copper rockfish	22	21
Groundfish	Cowcod	27	NA - minor landings
Groundfish	Curlfin sole	NA - minor landings	NA - did not pass filter

FMP	Stock	Southwest	Northwest
Groundfish	Darkblotched rockfish	23	25
Groundfish	Dover sole	17	17
Groundfish	Dusky rockfish	NA - minor landings	NA - did not pass filter
Groundfish	Dwarf red rockfish	NA - did not pass filter	NA - distribution
Groundfish	English sole	16	24
Groundfish	Flag rockfish	21	NA - minor landings
Groundfish	Flathead sole	NA - minor landings	NA - did not pass filter
Groundfish	Freckled rockfish	NA - did not pass filter	NA - distribution
Groundfish	Gopher rockfish	19	NA - minor landings
Groundfish	Grass rockfish	NA - did not pass filter	NA - minor landings
Groundfish	Greenblotched rockfish	21	NA - minor landings
Groundfish	Greenspotted rockfish	21	17
Groundfish	Greenstriped rockfish	17	15
Groundfish	Halfbanded rockfish	NA - did not pass filter	NA - distribution
Groundfish	Harlequin rockfish	NA - minor landings	NA - did not pass filter
Groundfish	Honeycomb rockfish	19	NA - minor landings
Groundfish	Kelp greenling - California	15	NA - distribution
Groundfish	Kelp greenling - Oregon	NA - distribution	15
Groundfish	Kelp rockfish	NA - did not pass filter	NA - minor landings
Groundfish	Leopard shark	19	NA - minor landings
Groundfish	Lingcod	21	26
Groundfish	Longnose skate	14	13
Groundfish	Longspine thornyhead	18	13
Groundfish	Mexican rockfish	NA - did not pass filter	NA - distribution
Groundfish	Minor Nearshore Rockfishes North	NA - complex	NA - complex
Groundfish	Minor Nearshore Rockfishes South	NA - complex	NA - complex
Groundfish	Minor Shelf Rockfishes North	NA - complex	NA - complex
Groundfish	Minor Shelf Rockfishes South	NA - complex	NA - complex
Groundfish	Minor Slope Rockfishes North	NA - complex	NA - complex
Groundfish	Minor Slope Rockfishes South	NA - complex	NA - complex
Groundfish	Olive rockfish	NA - did not pass filter	NA - minor landings
Groundfish	Other Flatfishes	NA - complex	NA - complex
Groundfish	Other Groundfishes	NA - complex	NA - complex
Groundfish	Pacific cod	NA - minor landings	13
Groundfish	Pacific flatnose	NA - minor landings	NA - did not pass filter
Groundfish	Pacific grenadier	9	8
Groundfish	Pacific hake	16	19
Groundfish	Pacific ocean perch	23	24
Groundfish	Pacific sanddab	18	18
Groundfish	Petrals sole	22	23
Groundfish	Pink rockfish	20	NA - minor landings

FMP	Stock	Southwest	Northwest
Groundfish	Pinkrose rockfish	NA - did not pass filter	NA - minor landings
Groundfish	Puget Sound rockfish	NA - distribution	NA - did not pass filter
Groundfish	Pygmy rockfish	NA - did not pass filter	NA - did not pass filter
Groundfish	Quillback rockfish	21	20
Groundfish	Redbanded rockfish	20	16
Groundfish	Redstripe rockfish	NA - minor landings	17
Groundfish	Rex sole	13	11
Groundfish	Rock greenling	NA - minor landings	NA - did not pass filter
Groundfish	Rock sole	NA - did not pass filter	NA - did not pass filter
Groundfish	Rosethorn rockfish	17	15
Groundfish	Rosy rockfish	NA - did not pass filter	NA - minor landings
Groundfish	Rougeye rockfish	NA - minor landings	19
Groundfish	Sablefish	18	20
Groundfish	Sand sole	14	13
Groundfish	Sharpchin rockfish	17	15
Groundfish	Shortbelly rockfish	10	5
Groundfish	Shorthead rockfish	NA - minor landings	18
Groundfish	Shortspine thornyhead	20	16
Groundfish	Silvergray rockfish	NA - minor landings	15
Groundfish	Speckled rockfish	19	NA - minor landings
Groundfish	Splitnose rockfish	15	17
Groundfish	Spotted ratfish	NA - did not pass filter	NA - did not pass filter
Groundfish	Spotted spiny dogfish	NA - minor landings	17
Groundfish	Squarespot rockfish	NA - did not pass filter	NA - minor landings
Groundfish	Starry flounder	11	16
Groundfish	Starry rockfish	23	NA - minor landings
Groundfish	Stripetail rockfish	17	NA - minor landings
Groundfish	Swordspine rockfish	NA - did not pass filter	NA - minor landings
Groundfish	Tiger rockfish	21	18
Groundfish	Tope	14	10
Groundfish	Treefish	NA - did not pass filter	NA - minor landings
Groundfish	Vermilion rockfish	21	NA - distribution
Groundfish	Whitespeckled rockfish	NA - did not pass filter	NA - distribution
Groundfish	Widow rockfish	24	24
Groundfish	Yelloweye rockfish	27	27
Groundfish	Yellowmouth rockfish	NA - minor landings	15
Groundfish	Yellowtail rockfish - North	23	24
Groundfish	Yellowtail rockfish - South	23	NA - distribution
Salmon	Chinook salmon	NA - rank @ run level	32
Salmon	Chinook salmon - California Coastal	26	NA - rank @ species level
Salmon	Chinook salmon - Cedar River Summer/Fall	NA - distribution	NA - rank @ species level

FMP	Stock	Southwest	Northwest
Salmon	Chinook salmon - Central and Northern Oregon	NA - distribution	NA - rank @ species level
Salmon	Chinook salmon - Columbia Lower River Hatchery Fall	NA - distribution	NA - rank @ species level
Salmon	Chinook salmon - Columbia Lower River Hatchery Spring	NA - distribution	NA - rank @ species level
Salmon	Chinook salmon - Columbia Mid-River Bright Hatchery Fall	NA - distribution	NA - rank @ species level
Salmon	Chinook salmon - Columbia Spring Creek Hatchery Fall	NA - distribution	NA - rank @ species level
Salmon	Chinook salmon - Columbia Upper River Bright Fall	NA - distribution	NA - rank @ species level
Salmon	Chinook salmon - Columbia Upper River Spring	NA - distribution	NA - rank @ species level
Salmon	Chinook salmon - Columbia Upper River Summer	NA - distribution	NA - rank @ species level
Salmon	Chinook salmon - Eastern Strait of Juan de Fuca Summer/Fall	NA - distribution	NA - rank @ species level
Salmon	Chinook salmon - Grays Harbor Fall	NA - distribution	NA - rank @ species level
Salmon	Chinook salmon - Grays Harbor Spring	NA - distribution	NA - rank @ species level
Salmon	Chinook salmon - Green River Summer/Fall	NA - distribution	NA - rank @ species level
Salmon	Chinook salmon - Hoh Fall	NA - distribution	NA - rank @ species level
Salmon	Chinook salmon - Hoh Spring/Summer	NA - distribution	NA - rank @ species level
Salmon	Chinook salmon - Hoko Summer/Fall	NA - distribution	NA - rank @ species level
Salmon	Chinook salmon - Klamath River Fall	28	NA - rank @ species level
Salmon	Chinook salmon - Klamath River Spring	20	NA - did not pass filter
Salmon	Chinook salmon - Mid Hood Canal Summer/Fall	NA - distribution	NA - rank @ species level
Salmon	Chinook salmon - Nisqually River Summer/Fall	NA - distribution	NA - rank @ species level
Salmon	Chinook salmon - Nooksack Spring Early	NA - distribution	NA - rank @ species level
Salmon	Chinook salmon - North Lewis River Fall	NA - distribution	NA - rank @ species level
Salmon	Chinook salmon - Puyallup Summer/Fall	NA - distribution	NA - rank @ species level
Salmon	Chinook salmon - Queets Fall	NA - distribution	NA - rank @ species level
Salmon	Chinook salmon - Queets Spring/Summer	NA - distribution	NA - rank @ species level
Salmon	Chinook salmon - Quillayute Fall	NA - distribution	NA - rank @ species level
Salmon	Chinook salmon - Quillayute Spring/Summer	NA - distribution	NA - rank @ species level
Salmon	Chinook salmon - Quinalt Fall Hatchery	NA - distribution	NA - rank @ species level
Salmon	Chinook salmon - Sacramento River Fall	33	NA - rank @ species level
Salmon	Chinook salmon - Sacramento River Spring	24	NA - distribution
Salmon	Chinook salmon - Sacramento River Winter	28	NA - distribution
Salmon	Chinook salmon - Skagit Spring	NA - distribution	NA - rank @ species level
Salmon	Chinook salmon - Skagit Summer/Fall	NA - distribution	NA - rank @ species level
Salmon	Chinook salmon - Skokomish Summer/Fall	NA - distribution	NA - rank @ species level
Salmon	Chinook salmon - Smith River	15	NA - did not pass filter
Salmon	Chinook salmon - Snake River Fall	NA - distribution	NA - rank @ species level
Salmon	Chinook salmon - Snake River Spring/Summer	NA - distribution	NA - rank @ species level
Salmon	Chinook salmon - Snohomish Summer/Fall	NA - distribution	NA - rank @ species level
Salmon	Chinook salmon - Southern Oregon	NA - distribution	NA - rank @ species level
Salmon	Chinook salmon - Stillaguamish Summer/Fall	NA - distribution	NA - rank @ species level
Salmon	Chinook salmon - Upper Willamette Spring	NA - distribution	NA - rank @ species level
Salmon	Chinook salmon - White River Spring	NA - distribution	NA - rank @ species level
Salmon	Chinook salmon - Willapa Bay Fall Hatchery	NA - distribution	NA - rank @ species level

FMP	Stock	Southwest	Northwest
Salmon	Chinook salmon - Willapa Bay Fall Natural	NA - distribution	NA - rank @ species level
Salmon	Coho salmon	NA - rank @ run level	32
Salmon	Coho salmon - Central California Coast	27	NA - rank @ species level
Salmon	Coho salmon - Columbia River Early Hatchery	NA - distribution	NA - rank @ species level
Salmon	Coho salmon - Columbia River Late Hatchery	NA - distribution	NA - rank @ species level
Salmon	Coho salmon - Grays Harbor	NA - distribution	NA - rank @ species level
Salmon	Coho salmon - Hoh	NA - distribution	NA - rank @ species level
Salmon	Coho salmon - Hood Canal	NA - distribution	NA - rank @ species level
Salmon	Coho salmon - Lower Columbia Natural	NA - distribution	NA - rank @ species level
Salmon	Coho salmon - Oregon Coast Hatchery	NA - distribution	NA - rank @ species level
Salmon	Coho salmon - Oregon Coast Natural	NA - distribution	NA - rank @ species level
Salmon	Coho salmon - Queets	NA - distribution	NA - rank @ species level
Salmon	Coho salmon - Quillayute Fall	NA - distribution	NA - rank @ species level
Salmon	Coho salmon - Quillayute Summer Hatchery	NA - distribution	NA - rank @ species level
Salmon	Coho salmon - Quinalt Hatchery	NA - distribution	NA - rank @ species level
Salmon	Coho salmon - Skagit	NA - distribution	NA - rank @ species level
Salmon	Coho salmon - Snohomish	NA - distribution	NA - rank @ species level
Salmon	Coho salmon - South Puget Sound Hatchery	NA - distribution	NA - rank @ species level
Salmon	Coho salmon - Southern Oregon/Northern California Coast	27	NA - rank @ species level
Salmon	Coho salmon - Stillaguamish	NA - distribution	NA - rank @ species level
Salmon	Coho salmon - Strait of Juan de Fuca	NA - distribution	NA - rank @ species level
Salmon	Coho salmon - Willapa Bay Hatchery	NA - distribution	NA - rank @ species level
Salmon	Coho salmon - Willapa Bay Natural	NA - distribution	NA - rank @ species level
Salmon	Pink salmon - Puget Sound	NA - distribution	NA - rank @ species level
HMS	HMS Ecosystem Components	NA - EC stock	NA - EC stock
HMS	Albacore	15	18
HMS	Bigeye thresher	NA - EC stock	NA - EC stock
HMS	Bigeye tuna - Western and Central Pacific	NA - distribution	NA - distribution
HMS	Bigeye tuna - Eastern Pacific	9	NA - minor landings
HMS	Blue shark	8	13
HMS	Dolphinfish	5	NA - minor landings
HMS	Pacific bluefin tuna	17	NA - minor landings
HMS	Pelagic thresher	NA - EC stock	NA - EC stock
HMS	Shortfin mako	13	NA - minor landings
HMS	Skipjack tuna - Eastern Pacific	8	NA - minor landings
HMS	Striped marlin - Eastern Pacific	7	NA - minor landings
HMS	Swordfish - Western and Central Pacific	NA - rank @ species level	NA - distribution
HMS	Swordfish - Eastern Pacific	NA - rank @ species level	NA - minor landings
HMS	Swordfish - North Pacific	10	NA - complex
HMS	Thresher shark	14	13
HMS	Yellowfin tuna - Eastern Pacific	12	NA - minor landings

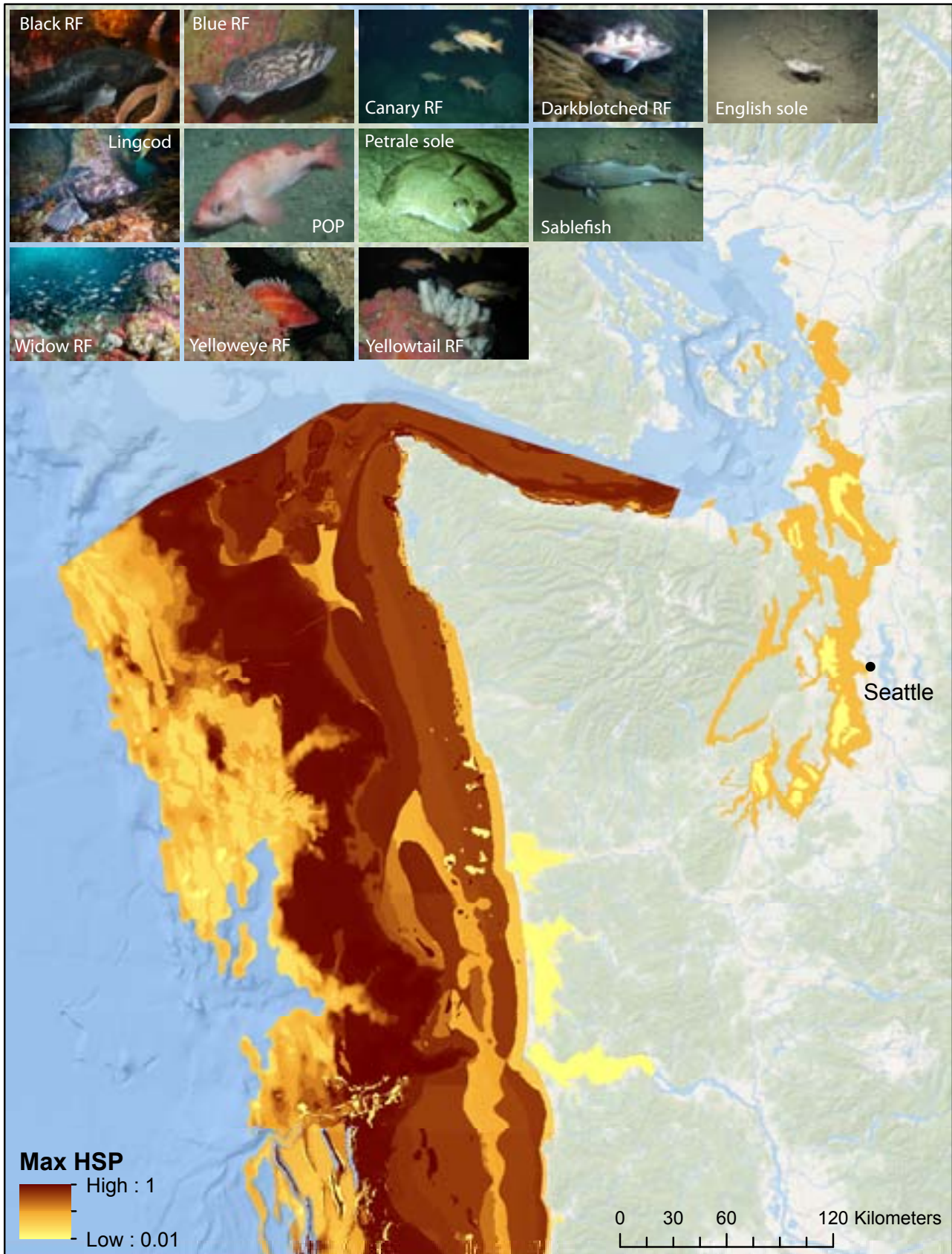
Appendix C: High Priority Groundfish Maps

The maps on the following pages represent the results of an exploration of an approach to translate habitat science priorities at the stock level to geographic priorities. Results represent only the high priority groundfish species — information for high priority salmon stocks was not available for this exercise (no CPS or HMS stocks were ranked as high priorities).

This work was based on existing maps of habitat suitability probability (HSP) for the adult stage of each species. HSP models were developed as part of the West Coast Groundfish EFH Review in 2005 (PFMC, 2005) to evaluate the probability that particular habitats are suitable. The HSP models are based off of data on groundfish distribution from fishery-independent surveys¹ and information on habitat associations available in the Habitat Use Database (PFMC, 2012). Three habitat attributes (substrate type, depth, and latitude) are used to describe habitat conditions in the model, with output expressed as contour maps of probabilities rather than absolute numbers due to data limitations. Maximum HSP for each individual cell was calculated across all high priority stocks under the Stock Assessment and EFH Science Themes, and then mapped across California (for Southwest stocks) and Washington/Oregon (for Northwest stocks).

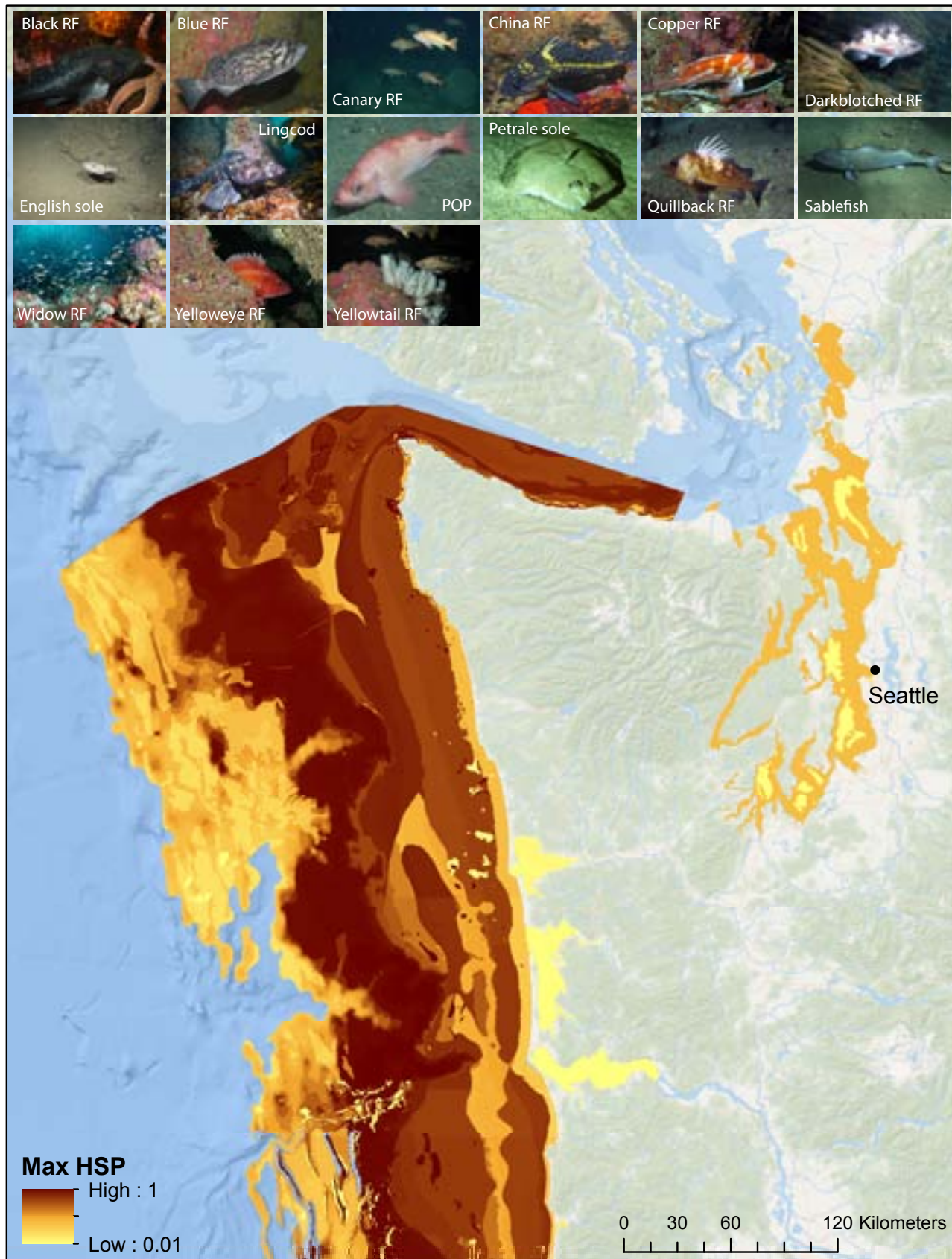
¹ In general, rocky habitats are under-sampled in surveys so species that are strongly associated with this substrate type may be underrepresented in the survey data.

Maximum habitat suitability probability for Northwest Region high priority stocks for habitat science supporting stock assessment in Washington



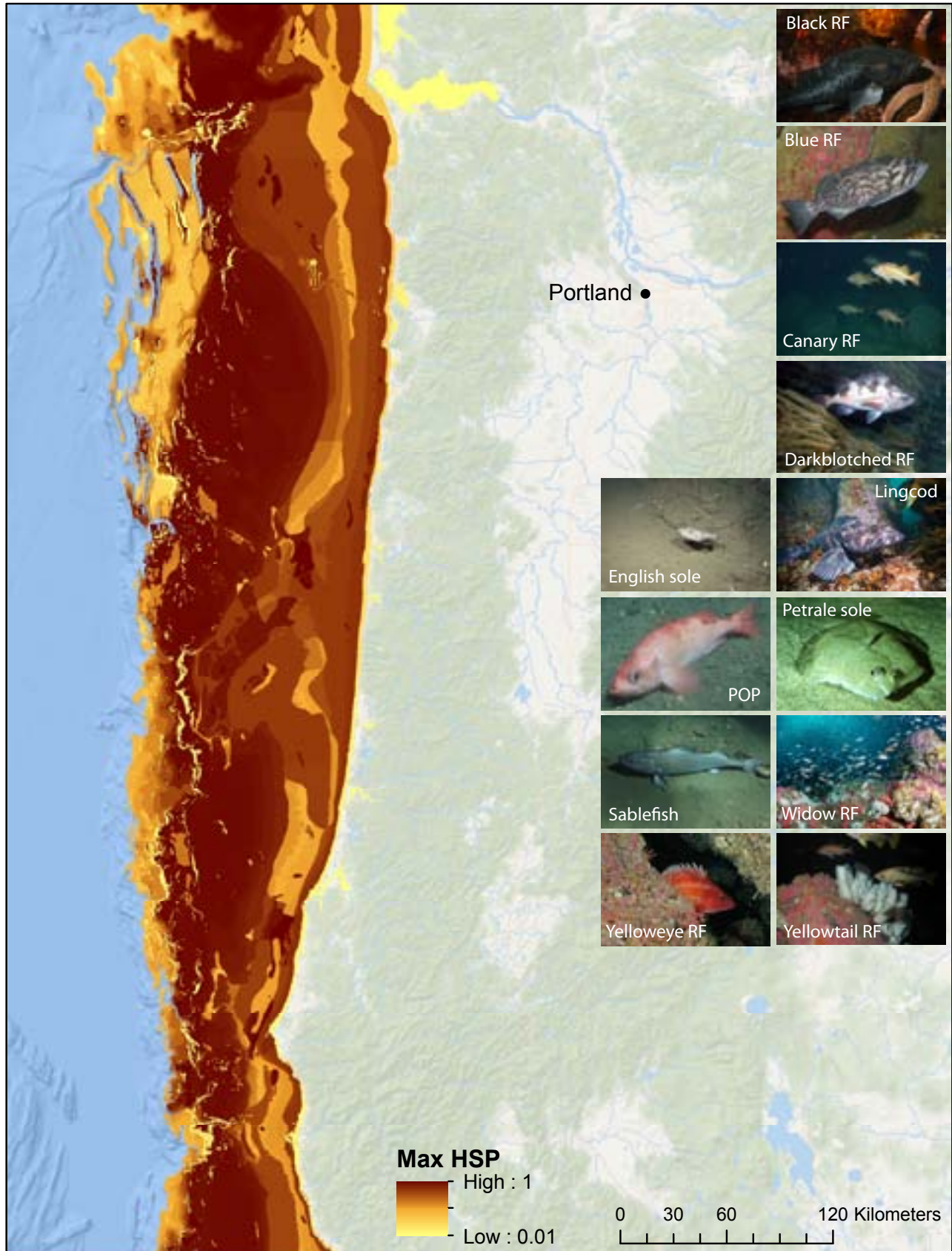
HSP data output from MRAG/University of Reading EFH model; basemap courtesy Esri, DeLorme, GEBCO, NOAA NGDC, and others; photos courtesy Clinton Bauder, Daniel W. Gotshall, Chad King, Steve Lonhart, and NOAA.

Maximum habitat suitability probability for Northwest Region high priority stocks for EFH science in Washington




HSP data output from MRAG/University of Reading EFH model; basemap courtesy Esri, DeLorme, GEBCO, NOAA NGDC, and others; photos courtesy Clinton Bauder, Daniel W. Gotshall, Chad King, Steve Lonhart, and NOAA.

Maximum habitat suitability probability for Northwest Region high priority stocks for habitat science supporting stock assessment in Oregon



HSP data output from MRAG/University of Reading EFH model; basemap courtesy Esri, DeLorme, GEBCO, NOAA NGDC, and others; photos courtesy Clinton Bauder, Daniel W. Gotshall, Chad King, Steve Lonhart, and NOAA.

Maximum habitat suitability probability for Northwest Region high priority stocks for EFH science in Oregon



HSP data output from MRAG/University of Reading EFH model; basemap courtesy Esri, DeLorme, GEBCO, NOAA NGDC, and others; photos courtesy Clinton Bauder, Daniel W. Gotshall, Chad King, Steve Lonhart, and NOAA.

Maximum habitat suitability probability for Southwest Region high priority stocks for habitat science supporting stock assessment in northern California



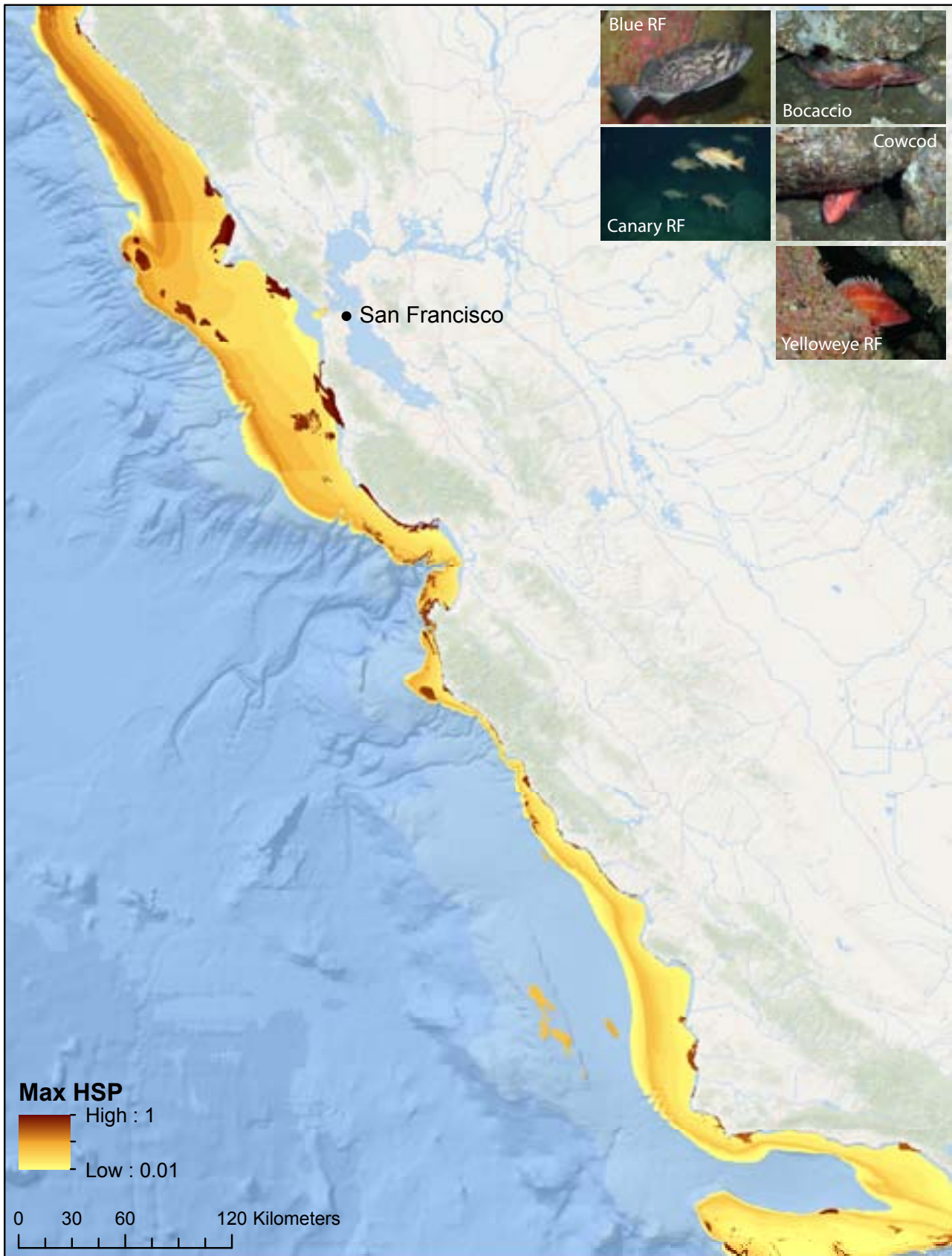
HSP data output from MRAG/University of Reading EFH model; basemap courtesy Esri, DeLorme, GEBCO, NOAA NGDC, and others; photos courtesy Steve Lonhart, Dave Murfin, and NOAA.

Maximum habitat suitability probability for Southwest Region high priority stocks for EFH science in northern California



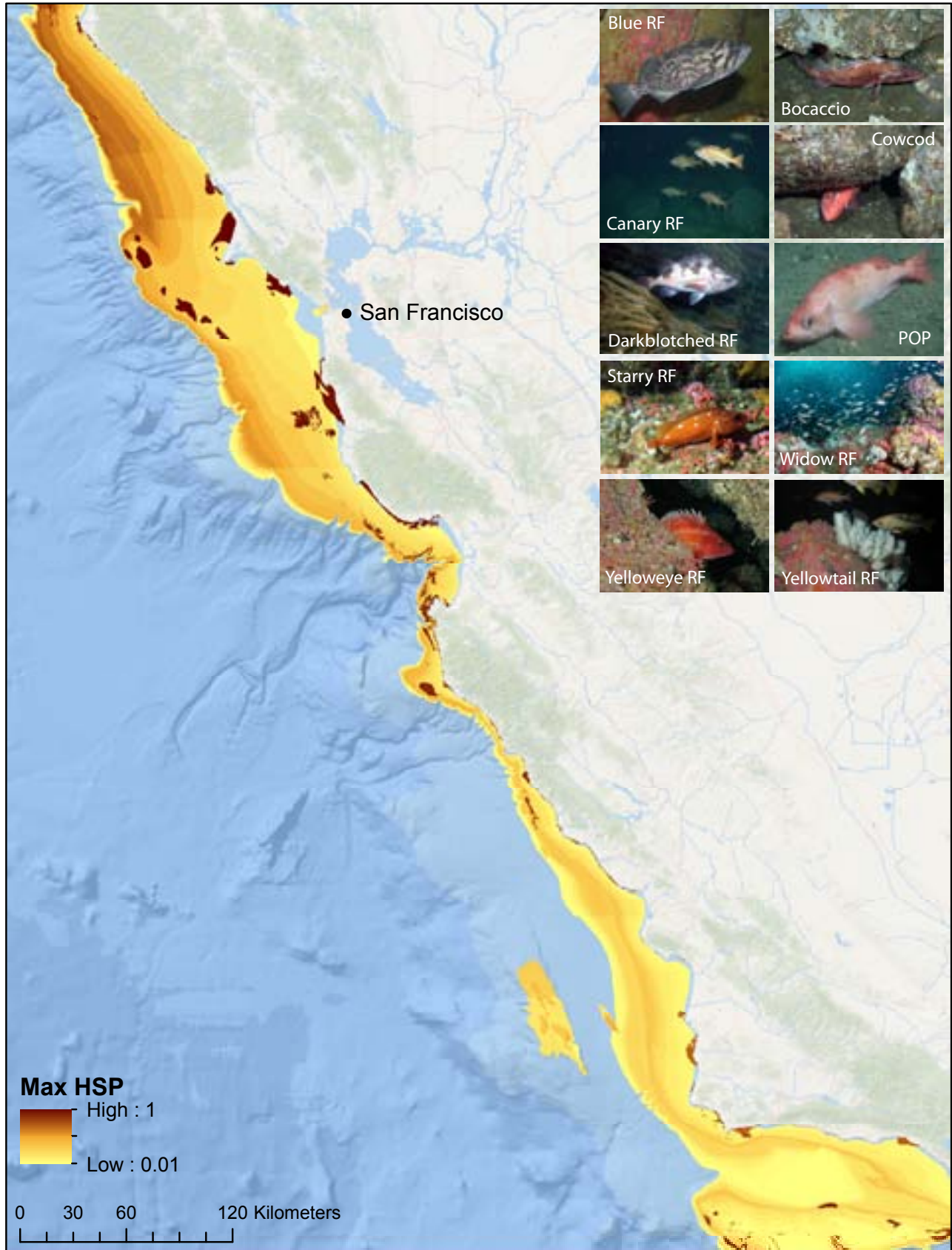
HSP data output from MRAG/University of Reading EFH model; basemap courtesy Esri, DeLorme, GEBCO, NOAA NGDC, and others; photos courtesy Clinton Bauder, Steve Lonhart, Dave Murfin, and NOAA.

Maximum habitat suitability probability for Southwest Region high priority stocks for habitat science supporting stock assessment in central California



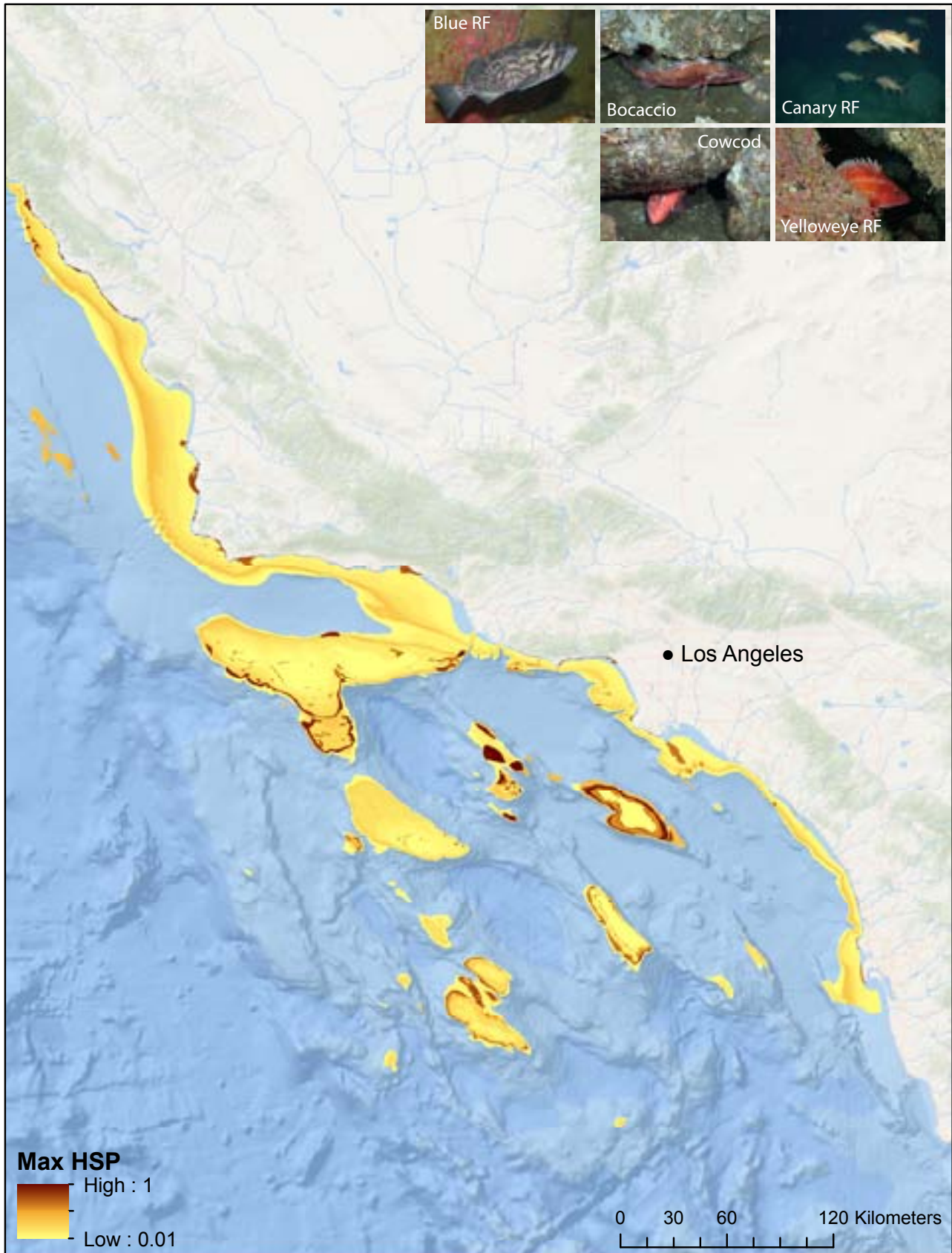
HSP data output from MRAG/University of Reading EFH model; basemap courtesy Esri, DeLorme, GEBCO, NOAA NGDC, and others; photos courtesy Steve Lonhart, Dave Murfin, and NOAA.

Maximum habitat suitability probability for Southwest Region high priority stocks for EFH science in central California



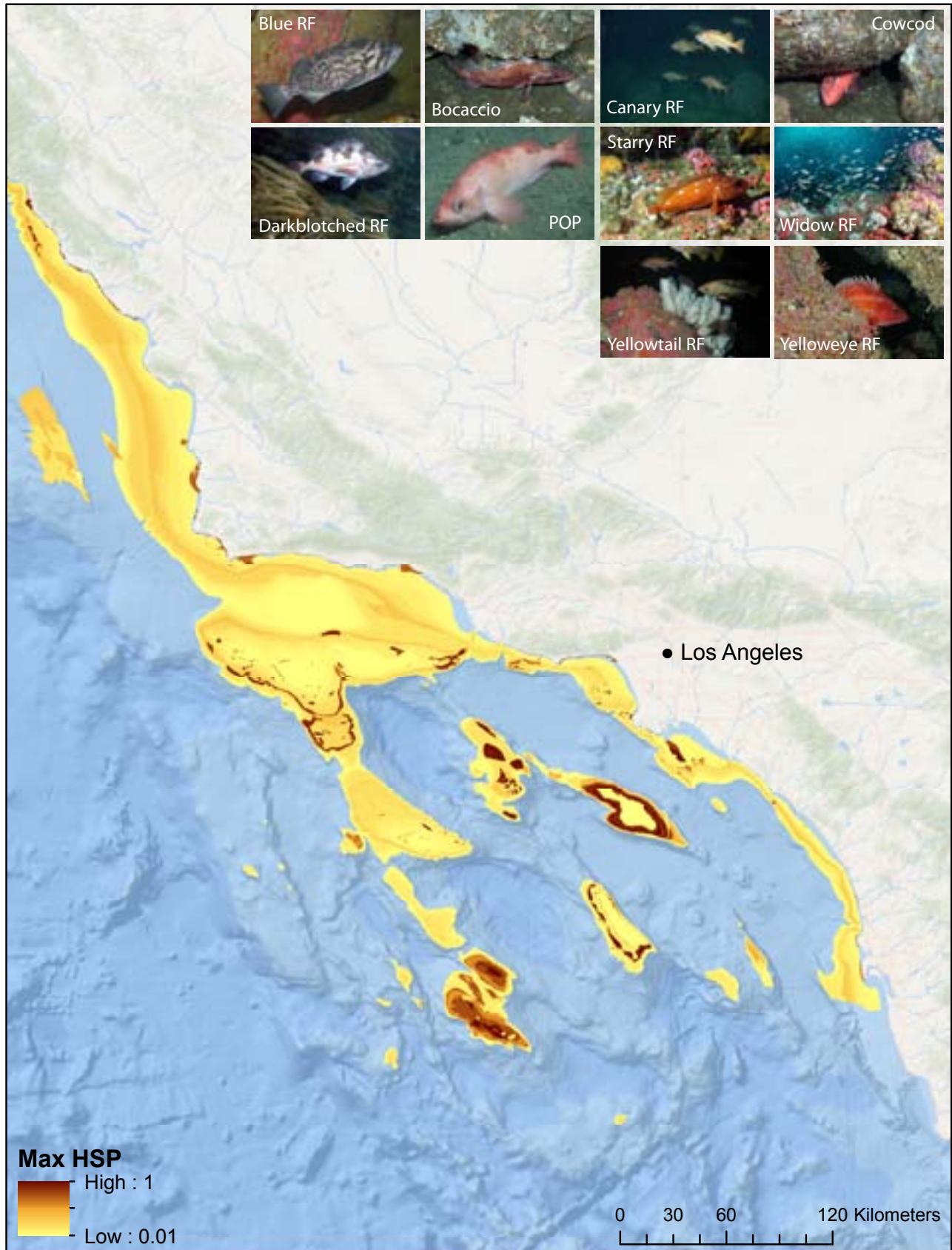
HSP data output from MRAG/University of Reading EFH model; basemap courtesy Esri, DeLorme, GEBCO, NOAA NGDC, and others; photos courtesy Clinton Bauder, Steve Lonhart, Dave Murfin, and NOAA.

Maximum habitat suitability probability for Southwest Region high priority stocks for habitat science supporting stock assessment in southern California



HSP data output from MRAG/University of Reading EFH model; basemap courtesy Esri, DeLorme, GEBCO, NOAA NGDC, and others; photos courtesy Steve Lonhart, Dave Murfin, and NOAA.

Maximum habitat suitability probability for Southwest Region high priority stocks for EFH science in southern California



HSP data output from MRAG/University of Reading EFH model; basemap courtesy Esri, DeLorme, GEBCO, NOAA NGDC, and others; photos courtesy Clinton Bauder, Steve Lonhart, Dave Murfin, and NOAA.

Appendix D: Priorities for Northwest Salmon Stocks

Salmon stocks were aggregated to the species level for the Northwest Regional prioritization, to determine habitat science priorities for salmon relative to other regional stocks. However, individual salmon stocks were still scored in each of the prioritization categories to provide decision makers with information about habitat science priorities for individual stocks within the overall priorities for salmon determined by the regional process. These subpriorities within salmon follow below.

Stock	Habitat for Stock Assessment Priorities	EFH Science Priorities
Chinook salmon - California Coastal	29	29
Chinook salmon - Cedar River Summer/Fall	27	27
Chinook salmon - Central and Northern Oregon	18	18
Chinook salmon - Columbia Lower River Hatchery Fall	29	29
Chinook salmon - Columbia Lower River Hatchery Spring	26	26
Chinook salmon - Columbia Mid-River Bright Hatchery Fall	20	20
Chinook salmon - Columbia Spring Creek Hatchery Fall	20	20
Chinook salmon - Columbia Upper River Bright Fall	21	21
Chinook salmon - Columbia Upper River Spring	32	32
Chinook salmon - Columbia Upper River Summer	21	21
Chinook salmon - Eastern Strait of Juan de Fuca Summer/Fall	27	27
Chinook salmon - Grays Harbor Fall	18	18
Chinook salmon - Grays Harbor Spring	18	18
Chinook salmon - Green River Summer/Fall	27	27
Chinook salmon - Hoh Fall	18	18
Chinook salmon - Hoh Spring/Summer	18	18
Chinook salmon - Hoko Summer/Fall	18	18
Chinook salmon - Klamath River Fall	27	27
Chinook salmon - Klamath River Spring	NA - did not pass filter	NA - did not pass filter
Chinook salmon - Mid Hood Canal Summer/Fall	27	27
Chinook salmon - Nisqually River Summer/Fall	27	27
Chinook salmon - Nooksack Spring Early	27	27
Chinook salmon - North Lewis River Fall	29	29
Chinook salmon - Puyallup Summer/Fall	27	27
Chinook salmon - Queets Fall	18	18
Chinook salmon - Queets Spring/Summer	23	23
Chinook salmon - Quillayute Fall	18	18
Chinook salmon - Quillayute Spring/Summer	18	18
Chinook salmon - Quinault Fall Hatchery	15	15
Chinook salmon - Sacramento River Fall	32	32
Chinook salmon - Skagit Spring	28	28
Chinook salmon - Skagit Summer/Fall	28	27
Chinook salmon - Skokomish Summer/Fall	27	27

Stock	Habitat for Stock Assessment Priorities	EFH Science Priorities
Chinook salmon - Smith River	NA - did not pass filter	NA - did not pass filter
Chinook salmon - Snake River Fall	29	29
Chinook salmon - Snake River Spring/Summer	29	29
Chinook salmon - Snohomish Summer/Fall	28	27
Chinook salmon - Southern Oregon	24	24
Chinook salmon - Stillaguamish Summer/Fall	28	27
Chinook salmon - Upper Willamette Spring	29	29
Chinook salmon - White River Spring	27	27
Chinook salmon - Willapa Bay Fall Hatchery	15	15
Chinook salmon - Willapa Bay Fall Natural	18	18
Coho salmon - Central California Coast	26	26
Coho salmon - Columbia River Early Hatchery	17	17
Coho salmon - Columbia River Late Hatchery	17	17
Coho salmon - Grays Harbor	21	20
Coho salmon - Hoh	18	17
Coho salmon - Hood Canal	21	21
Coho salmon - Lower Columbia Natural	28	27
Coho salmon - Oregon Coast Hatchery	14	14
Coho salmon - Oregon Coast Natural	32	31
Coho salmon - Queets	18	17
Coho salmon - Quillayute Fall	17	17
Coho salmon - Quillayute Summer Hatchery	14	14
Coho salmon - Quinault Hatchery	14	14
Coho salmon - Skagit	20	20
Coho salmon - Snohomish	20	20
Coho salmon - South Puget Sound Hatchery	14	14
Coho salmon - Southern Oregon/Northern California Coast	26	26
Coho salmon - Stillaguamish	17	17
Coho salmon - Strait of Juan de Fuca	18	17
Coho salmon - Willapa Bay Hatchery	15	14
Coho salmon - Willapa Bay Natural	18	17
Pink salmon - Puget Sound	23	23

Appendix E: Index of Raw Prioritization Scores

		Filter Criteria							
Rubric		FSSI/FMC priority?				Benefit stock asmt?			
Region		Northwest		Southwest		Northwest		Southwest	
Theme		Both	Rationale	Both	Rationale	SA	Rationale	SA	Rationale
FMP	TOTAL POSSIBLE SCORING	Pass	xx	Pass	xx	Pass	xx	Pass	xx
CPS	CPS Ecosystem Components	NA	Considered @ stock level	NA	Considered @ stock level				
CPS	Jack mackerel	Pass	Included in FSSI	Pass	Included in FSSI	Pass	Asmt planned	Pass	Asmt overdue
CPS	Jacksmelt	NA	Ecosystem Component	NA	Ecosystem Component				
CPS	Krill (Euphausiacea)	Pass	Non-retention stock	Pass	Non-retention stock	No	Unlikely to be assessed	Pass	Asmt planned
CPS	Northern anchovy - North	Pass	Included in FSSI	NA	Distribution	Pass	Asmt planned		
CPS	Northern anchovy - South	NA	Distribution	Pass	Included in FSSI			Pass	Asmt planned
CPS	Opalescent inshore squid	NA	Insignificant landings	Pass	Included in FSSI			Pass	Asmt planned
CPS	Pacific chub mackerel	NA	Insignificant landings	Pass	Included in FSSI			Pass	Asmt planned
CPS	Pacific herring	No	Ecosystem Component	NA	Ecosystem Component				
CPS	Pacific sardine	Pass	Included in FSSI	Pass	Included in FSSI	Pass	Asmt planned	Pass	Asmt planned
Groundfish	Arrowtooth flounder	Pass	Included in FSSI	NA	Insignificant landings	Pass	Asmt planned		
Groundfish	Aurora rockfish	Pass	Stock assessed, high V	Pass	Stock assessed, high V	Pass	Recently assessed	Pass	Asmt planned
Groundfish	Bank rockfish	NA	Insignificant landings	Pass	Included in FSSI			Pass	Asmt planned
Groundfish	Big skate	Pass	High vulnerability	Pass	High vulnerability	No	Unlikely to be assessed	No	Unlikely to be assessed
Groundfish	Black rockfish - North	Pass	Included in FSSI	NA	Distribution	Pass	Asmt planned		
Groundfish	Black rockfish - South	NA	Distribution	Pass	Stock is assessed			Pass	Asmt planned
Groundfish	Black-and-yellow rockfish	NA	Insignificant landings	No	Not an FMC priority				
Groundfish	Blackgill rockfish	NA	Insignificant landings	Pass	Included in FSSI			No	Unlikely to be assessed
Groundfish	Blackspotted rockfish	Pass	High vulnerability	NA	Insignificant landings	Pass	Recently assessed		
Groundfish	Blue rockfish	Pass	Included in FSSI	Pass	Included in FSSI	Pass	Asmt planned	Pass	Asmt overdue
Groundfish	Bocaccio	NA	Insignificant landings	Pass	Included in FSSI			Pass	Asmt planned
Groundfish	Bronzespotted rockfish	NA	Insignificant landings	Pass	High vulnerability			No	Unlikely to be assessed
Groundfish	Brown rockfish	Pass	Included in FSSI	Pass	Included in FSSI	Pass	Recently assessed	Pass	Asmt planned
Groundfish	Butter sole	No	Not an FMC priority	NA	Insignificant landings				
Groundfish	Cabezon	Pass	Included in FSSI	Pass	Included in FSSI	Pass	Asmt planned	No	Unlikely to be assessed
Groundfish	Calico rockfish	NA	Distribution	No	Not an FMC priority				
Groundfish	California scorpionfish	NA	Insignificant landings	Pass	Included in FSSI			Pass	Asmt overdue
Groundfish	California skate	NA	Insignificant landings	Pass	High vulnerability			No	Unlikely to be assessed
Groundfish	Canary rockfish	Pass	Included in FSSI	Pass	Included in FSSI	Pass	Asmt planned	Pass	Asmt planned
Groundfish	Chameleon rockfish	NA	Distribution	Pass	High vulnerability			No	Unlikely to be assessed
Groundfish	Chilipepper	Pass	Included in FSSI	Pass	Included in FSSI	Pass	Asmt planned	Pass	Asmt planned
Groundfish	China rockfish	Pass	Asmt planned/completed	Pass	Stock assessed, high V	Pass	Recently assessed	Pass	Asmt planned
Groundfish	Copper rockfish	Pass	Asmt planned/completed	Pass	Stock assessed, high V	Pass	Recently assessed	Pass	Asmt planned
Groundfish	Cowcod	NA	Insignificant landings	Pass	Included in FSSI			Pass	Frequent updates (status)

		Filter Criteria				Scorable Criteria			
Rubric		Inform EFH science?				Benefits to stock asmt			
Region		Northwest		Southwest		Southwest		Northwest	
Theme		EFH	Rationale	EFH	Rationale	SA	Rationale	SA	Rationale
FMP	TOTAL POSSIBLE SCORING	Pass	xx	Pass	xx	5	xx	5	xx
CPS	CPS Ecosystem Components								
CPS	Jack mackerel	Pass	All stocks pass	Pass	All stocks pass	1	No survey index available	1	No survey index available
CPS	Jacksnelt								
CPS	Krill (Euphausiacea)	Pass	All stocks pass	Pass	All stocks pass	1	No survey index available		
CPS	Northern anchovy - North	Pass	All stocks pass					1	No survey index available
CPS	Northern anchovy - South			Pass	All stocks pass	1	No survey index available		
CPS	Opalescent inshore squid			Pass	All stocks pass	1	No survey index available		
CPS	Pacific chub mackerel			Pass	All stocks pass	4	Asmt uses survey data		
CPS	Pacific herring								
CPS	Pacific sardine	Pass	All stocks pass	Pass	All stocks pass	4	Asmt uses survey data	5	Environmental data available
Groundfish	Arrowtooth flounder	Pass	All stocks pass					3	Well-sampled in surveys
Groundfish	Aurora rockfish	Pass	All stocks pass	Pass	All stocks pass	4	Asmt uses survey data	3	Well-sampled in surveys
Groundfish	Bank rockfish			Pass	All stocks pass	1	No survey index available		
Groundfish	Big skate	Pass	All stocks pass	Pass	All stocks pass				
Groundfish	Black rockfish - North	Pass	All stocks pass					1	Not sampled in trawl survey
Groundfish	Black rockfish - South			Pass	All stocks pass	1	No survey index available		
Groundfish	Black-and-yellow rockfish								
Groundfish	Blackgill rockfish			Pass	All stocks pass				
Groundfish	Blackspotted rockfish	Pass	All stocks pass					3	Well-sampled in surveys
Groundfish	Blue rockfish	Pass	All stocks pass	Pass	All stocks pass	4	Asmt uses survey data	1	Not sampled in trawl survey
Groundfish	Bocaccio			Pass	All stocks pass	4	Asmt uses survey data		
Groundfish	Bronzespotted rockfish			Pass	All stocks pass				
Groundfish	Brown rockfish	Pass	All stocks pass	Pass	All stocks pass	1	No survey index available	1	Not sampled in trawl survey
Groundfish	Butter sole								
Groundfish	Cabezon	Pass	All stocks pass	Pass	All stocks pass			1	Difficult to survey
Groundfish	Calico rockfish								
Groundfish	California scorpionfish			Pass	All stocks pass	1	No survey index available		
Groundfish	California skate			Pass	All stocks pass				
Groundfish	Canary rockfish	Pass	All stocks pass	Pass	All stocks pass	4	Asmt uses survey data	4	Affinity to untrawable habitats
Groundfish	Chameleon rockfish			Pass	All stocks pass				
Groundfish	Chilipepper	Pass	All stocks pass	Pass	All stocks pass	4	Asmt uses survey data	4	Affinity to untrawable habitats, current research
Groundfish	China rockfish	Pass	All stocks pass	Pass	All stocks pass	1	No survey index available	1	Not sampled in trawl survey
Groundfish	Copper rockfish	Pass	All stocks pass	Pass	All stocks pass	1	No survey index available	1	Not sampled in trawl survey
Groundfish	Cowcod			Pass	All stocks pass	4	Asmt uses survey data		

		Scorable Criteria			
Rubric		Likely to advance EFH			
Region		Southwest		Northwest	
Theme		EFH	Rationale	EFH	Rationale
FMP	TOTAL POSSIBLE SCORING	5	xx	5	xx
CPS	CPS Ecosystem Components				
CPS	Jack mackerel	4	All CPS stocks likely to increase EFH levels	2	Difficult to move beyond EFH level 1 for pelagic species
CPS	Jacksnelt				
CPS	Krill (Euphausiacea)	4	All CPS stocks likely to increase EFH levels	2	Difficult to move beyond EFH level 1 for pelagic species
CPS	Northern anchovy - North			2	Difficult to move beyond EFH level 1 for pelagic species
CPS	Northern anchovy - South	4	All CPS stocks likely to increase EFH levels		
CPS	Opalescent inshore squid	4	All CPS stocks likely to increase EFH levels		
CPS	Pacific chub mackerel	4	All CPS stocks likely to increase EFH levels		
CPS	Pacific herring				
CPS	Pacific sardine	4	All CPS stocks likely to increase EFH levels	2	Difficult to move beyond EFH level 1 for pelagic species
Groundfish	Arrowtooth flounder			2	Information availability limits ability to increase EFH level in near term
Groundfish	Aurora rockfish	4	All groundfish likely to increase EFH levels	2	Information availability limits ability to increase EFH level in near term
Groundfish	Bank rockfish	4	All groundfish likely to increase EFH levels		
Groundfish	Big skate	4	All groundfish likely to increase EFH levels	2	Information availability limits ability to increase EFH level in near term
Groundfish	Black rockfish - North			2	Information availability limits ability to increase EFH level in near term
Groundfish	Black rockfish - South	4	All groundfish likely to increase EFH levels		
Groundfish	Black-and-yellow rockfish				
Groundfish	Blackgill rockfish	4	All groundfish likely to increase EFH levels		
Groundfish	Blackspotted rockfish			5	Currently lacking EFH text description
Groundfish	Blue rockfish	4	All groundfish likely to increase EFH levels	2	Information availability limits ability to increase EFH level in near term
Groundfish	Bocaccio	4	All groundfish likely to increase EFH levels		
Groundfish	Bronzespotted rockfish	4	All groundfish likely to increase EFH levels		
Groundfish	Brown rockfish	4	All groundfish likely to increase EFH levels	2	Information availability limits ability to increase EFH level in near term
Groundfish	Butter sole				
Groundfish	Cabezon	4	All groundfish likely to increase EFH levels	2	Information availability limits ability to increase EFH level in near term
Groundfish	Calico rockfish				
Groundfish	California scorpionfish	4	All groundfish likely to increase EFH levels		
Groundfish	California skate	4	All groundfish likely to increase EFH levels		
Groundfish	Canary rockfish	4	All groundfish likely to increase EFH levels	4	Possibility of developing coastwide maps of probability of occurrence
Groundfish	Chameleon rockfish	5	Currently lacking EFH text description		
Groundfish	Chilipepper	4	All groundfish likely to increase EFH levels	4	Possibility of developing coastwide maps of probability of occurrence
Groundfish	China rockfish	4	All groundfish likely to increase EFH levels	2	Information availability limits ability to increase EFH level in near term
Groundfish	Copper rockfish	4	All groundfish likely to increase EFH levels	2	Information availability limits ability to increase EFH level in near term
Groundfish	Cowcod	4	All groundfish likely to increase EFH levels		

		Scorable Criteria			
Rubric		Fishery status			
Region		Southwest		Northwest	
Theme		Both	Rationale	Both	Rationale
FMP	TOTAL POSSIBLE SCORING	5	xx	5	xx
CPS	CPS Ecosystem Components				
CPS	Jack mackerel	0	No evidence suggests vulnerability	1	Ecosystem role as forage
CPS	Jacksmelt				
CPS	Krill (Euphausiacea)	0	Harvest prohibited	0	Harvest prohibited
CPS	Northern anchovy - North			1	Ecosystem role as forage
CPS	Northern anchovy - South	0	No evidence suggests vulnerability		
CPS	Opalescent inshore squid	0	No evidence suggests vulnerability		
CPS	Pacific chub mackerel	0	No evidence suggests vulnerability		
CPS	Pacific herring				
CPS	Pacific sardine	0	No evidence suggests vulnerability	3	B < 80%Bmsy
Groundfish	Arrowtooth flounder			0	Not targeted
Groundfish	Aurora rockfish	1	High vulnerability	1	High vulnerability
Groundfish	Bank rockfish	3	B < 80%Bmsy		
Groundfish	Big skate	1	High vulnerability	1	High vulnerability
Groundfish	Black rockfish - North			1	Experiencing local depletion
Groundfish	Black rockfish - South	0	No evidence suggests vulnerability		
Groundfish	Black-and-yellow rockfish				
Groundfish	Blackgill rockfish	3	B < 80%Bmsy		
Groundfish	Blackspotted rockfish			1	High vulnerability
Groundfish	Blue rockfish	3	B < 80%Bmsy	3	B < 80%Bmsy
Groundfish	Bocaccio	5	Rebuilding		
Groundfish	Bronzespotted rockfish	1	High vulnerability		
Groundfish	Brown rockfish	1	High vulnerability	1	High vulnerability
Groundfish	Butter sole				
Groundfish	Cabezon	0	No evidence suggests vulnerability	0	No evidence suggests vulnerability
Groundfish	Calico rockfish				
Groundfish	California scorpionfish	0	No evidence suggests vulnerability		
Groundfish	California skate	1	High vulnerability		
Groundfish	Canary rockfish	5	Overfished	5	Overfished
Groundfish	Chameleon rockfish	1	High vulnerability		
Groundfish	Chilipepper	0	No evidence suggests vulnerability	0	No evidence suggests vulnerability
Groundfish	China rockfish	1	High vulnerability	1	High vulnerability
Groundfish	Copper rockfish	1	High vulnerability	1	High vulnerability
Groundfish	Cowcod	5	Overfished		

		Scorable Criteria			
Rubric		FMC priority			
Region		Southwest		Northwest	
Theme		Both	Rationale	Both	Rationale
FMP	TOTAL POSSIBLE SCORING	5	xx	5	xx
CPS	CPS Ecosystem Components				
CPS	Jack mackerel	3	Monitored	3	Monitored
CPS	Jacksmelt				
CPS	Krill (Euphausiacea)	1	Prohibited	1	Prohibited
CPS	Northern anchovy - North			3	Monitored
CPS	Northern anchovy - South	3	Monitored		
CPS	Opalescent inshore squid	1	Not actively managed or monitored		
CPS	Pacific chub mackerel	3	Monitored		
CPS	Pacific herring				
CPS	Pacific sardine	5	Actively managed	5	Actively managed, planned asmt
Groundfish	Arrowtooth flounder			3	Low vulnerability, planned asmt
Groundfish	Aurora rockfish	5	High vulnerability	5	High vulnerability
Groundfish	Bank rockfish	5	High vulnerability		
Groundfish	Big skate	5	High vulnerability	5	High vulnerability
Groundfish	Black rockfish - North			5	Medium vulnerability, planned asmt
Groundfish	Black rockfish - South	3	Medium vulnerability		
Groundfish	Black-and-yellow rockfish				
Groundfish	Blackgill rockfish	5	High vulnerability		
Groundfish	Blackspotted rockfish			5	High vulnerability
Groundfish	Blue rockfish	5	High vulnerability	5	High vulnerability
Groundfish	Bocaccio	5	Medium vulnerability, recent/planned asmt		
Groundfish	Bronzespotted rockfish	5	High vulnerability		
Groundfish	Brown rockfish	5	High vulnerability	5	High vulnerability
Groundfish	Butter sole				
Groundfish	Cabezon	3	Low vulnerability, recent/planned asmt	1	Low vulnerability
Groundfish	Calico rockfish				
Groundfish	California scorpionfish	1	Low vulnerability		
Groundfish	California skate	5	High vulnerability		
Groundfish	Canary rockfish	5	High vulnerability	5	High vulnerability, of particular concern to tribes
Groundfish	Chameleon rockfish	5	High vulnerability		
Groundfish	Chilipepper	1	Low vulnerability	3	Low vulnerability, planned asmt
Groundfish	China rockfish	5	High vulnerability	5	High vulnerability
Groundfish	Copper rockfish	5	High vulnerability	5	High vulnerability
Groundfish	Cowcod	5	High vulnerability		

		Scorable Criteria			
Rubric		Habitat dependence			
Region		Southwest		Northwest	
Theme		Both	Rationale	Both	Rationale
FMP	TOTAL POSSIBLE SCORING	5	xx	5	xx
CPS	CPS Ecosystem Components				
CPS	Jack mackerel	1	Pelagic generalist	1	Pelagic generalist
CPS	Jacksmelt				
CPS	Krill (Euphausiacea)	1	Pelagic generalist	1	Pelagic generalist
CPS	Northern anchovy - North			1	Pelagic generalist
CPS	Northern anchovy - South	1	Pelagic generalist		
CPS	Opalescent inshore squid	1	Pelagic generalist		
CPS	Pacific chub mackerel	1	Pelagic generalist		
CPS	Pacific herring				
CPS	Pacific sardine	1	Pelagic generalist	1	Pelagic generalist
Groundfish	Arrowtooth flounder			1	Widely distributed on soft bottoms
Groundfish	Aurora rockfish	3	Less associated with high relief	3	Less associated with high relief
Groundfish	Bank rockfish	3	Less associated with high relief		
Groundfish	Big skate	3	Estuary use	1	Widely distributed
Groundfish	Black rockfish - North			5	Assoc. with pinnacles; juveniles use kelp beds
Groundfish	Black rockfish - South	3	Less associated with high relief		
Groundfish	Black-and-yellow rockfish				
Groundfish	Blackgill rockfish	3	Less associated with high relief		
Groundfish	Blackspotted rockfish			3	Less associated with high relief
Groundfish	Blue rockfish	5	Closely assoc. with high relief	5	Assoc. with pinnacles; juveniles use kelp beds
Groundfish	Bocaccio	5	Closely assoc. with high relief		
Groundfish	Bronzespotted rockfish	5	Closely assoc. with high relief		
Groundfish	Brown rockfish	3	Use of aquatic vegetation	5	Association with kelp beds
Groundfish	Butter sole				
Groundfish	Cabezon	5	Closely assoc. with high relief	5	Closely assoc. with high relief; neustonic larvae
Groundfish	Calico rockfish				
Groundfish	California scorpionfish	5	Closely assoc. with high relief		
Groundfish	California skate	3	Estuary use		
Groundfish	Canary rockfish	3	Less associated with high relief	5	Closely assoc. with high relief
Groundfish	Chameleon rockfish	3	Less associated with high relief		
Groundfish	Chilipepper	3	Less associated with high relief	3	Less associated with high relief
Groundfish	China rockfish	5	Closely assoc. with high relief	5	Closely assoc. with high relief
Groundfish	Copper rockfish	5	Closely assoc. with high relief	5	Estuary use; assoc. with high relief
Groundfish	Cowcod	5	Closely assoc. with high relief, biogenic habitats		

		Scorable Criteria			
Rubric		Habitat Disturbance - Fishing impacts			
Region		Southwest		Northwest	
Theme		Both	Rationale	Both	Rationale
FMP	TOTAL POSSIBLE SCORING	1	xx	1	xx
CPS	CPS Ecosystem Components				
CPS	Jack mackerel	0	No demonstrable impacts	0	No demonstrable impacts
CPS	Jacksmelt				
CPS	Krill (Euphausiacea)	0	No demonstrable impacts	0	No demonstrable impacts
CPS	Northern anchovy - North			0	No demonstrable impacts
CPS	Northern anchovy - South	0	No demonstrable impacts		
CPS	Opalescent inshore squid	1	Spawning habitat disturbed by trawling		
CPS	Pacific chub mackerel	0	No demonstrable impacts		
CPS	Pacific herring				
CPS	Pacific sardine	0	No demonstrable impacts	0	No demonstrable impacts
Groundfish	Arrowtooth flounder			0	Associated with soft bottoms
Groundfish	Aurora rockfish	1	Bottom trawl impacts	1	Trawl impacts to rocky habitats
Groundfish	Bank rockfish	1	Bottom trawl impacts		
Groundfish	Big skate	1	Bottom trawl impacts	0	Associated with soft bottoms
Groundfish	Black rockfish - North			0	Limited impacts from fixed gear over untrawlable habitats
Groundfish	Black rockfish - South	0	Minimal impacts for nearshore species		
Groundfish	Black-and-yellow rockfish				
Groundfish	Blackgill rockfish	1	Bottom trawl impacts		
Groundfish	Blackspotted rockfish			1	Trawl impacts to rocky habitats
Groundfish	Blue rockfish	0	Minimal impacts for nearshore species	0	Limited impacts from fixed gear over untrawlable habitats
Groundfish	Bocaccio	1	Bottom trawl impacts		
Groundfish	Bronzespotted rockfish	1	Bottom trawl impacts		
Groundfish	Brown rockfish	0	Minimal impacts for nearshore species	0	Untrawlable nearshore habitats
Groundfish	Butter sole				
Groundfish	Cabezon	0	Minimal impacts for nearshore species	0	Limited impacts from fixed gear over untrawlable habitats
Groundfish	Calico rockfish				
Groundfish	California scorpionfish	0	Minimal impacts for nearshore species		
Groundfish	California skate	1	Bottom trawl impacts		
Groundfish	Canary rockfish	1	Bottom trawl impacts	0	Limited impacts from fixed gear over untrawlable habitats
Groundfish	Chameleon rockfish	1	Bottom trawl impacts		
Groundfish	Chilipepper	1	Bottom trawl impacts	1	Trawl impacts to rocky habitats
Groundfish	China rockfish	0	Minimal impacts for nearshore species	0	Limited impacts from fixed gear over untrawlable habitats
Groundfish	Copper rockfish	0	Minimal impacts for nearshore species	0	Limited impacts from fixed gear over untrawlable habitats
Groundfish	Cowcod	1	Bottom trawl impacts		

		Scorable Criteria			
Rubric		Habitat Disturbance - Non-fishing impacts			
Region		Southwest		Northwest	
Theme		Both	Rationale	Both	Rationale
FMP	TOTAL POSSIBLE SCORING	1	xx	1	xx
CPS	CPS Ecosystem Components				
CPS	Jack mackerel	0	Offshore pelagic habitats less vulnerable	0	Offshore pelagic habitats less vulnerable
CPS	Jacksmelt				
CPS	Krill (Euphausiacea)	0	Offshore pelagic habitats less vulnerable	0	Offshore pelagic habitats less vulnerable
CPS	Northern anchovy - North			1	Estuary dependence
CPS	Northern anchovy - South	0	Offshore pelagic habitats less vulnerable		
CPS	Opalescent inshore squid	0	Offshore pelagic habitats less vulnerable		
CPS	Pacific chub mackerel	0	Offshore pelagic habitats less vulnerable		
CPS	Pacific herring				
CPS	Pacific sardine	0	Offshore pelagic habitats less vulnerable	0	Offshore pelagic habitats less vulnerable
Groundfish	Arrowtooth flounder			0	Outer shelf/slope habitats less vulnerable
Groundfish	Aurora rockfish	0	Outer shelf/slope habitats less vulnerable	0	Outer shelf/slope habitats less vulnerable
Groundfish	Bank rockfish	0	Outer shelf/slope habitats less vulnerable		
Groundfish	Big skate	0	Outer shelf/slope habitats less vulnerable	1	Nearshore habitats
Groundfish	Black rockfish - North			1	Nearshore habitats
Groundfish	Black rockfish - South	0	Outer shelf/slope habitats less vulnerable		
Groundfish	Black-and-yellow rockfish				
Groundfish	Blackgill rockfish	0	Outer shelf/slope habitats less vulnerable		
Groundfish	Blackspotted rockfish			0	Outer shelf/slope habitats less vulnerable
Groundfish	Blue rockfish	0	Outer shelf/slope habitats less vulnerable	1	Nearshore habitats
Groundfish	Bocaccio	0	Outer shelf/slope habitats less vulnerable		
Groundfish	Bronzespotted rockfish	0	Outer shelf/slope habitats less vulnerable		
Groundfish	Brown rockfish	1	Estuary and nearshore habitats	1	Estuary and nearshore habitats
Groundfish	Butter sole				
Groundfish	Cabezon	1	Nearshore habitats	1	Nearshore habitats
Groundfish	Calico rockfish				
Groundfish	California scorpionfish	0	Outer shelf/slope habitats less vulnerable		
Groundfish	California skate	0	Outer shelf/slope habitats less vulnerable		
Groundfish	Canary rockfish	0	Outer shelf/slope habitats less vulnerable	1	Nearshore habitats (juveniles)
Groundfish	Chameleon rockfish	0	Outer shelf/slope habitats less vulnerable		
Groundfish	Chilipepper	0	Outer shelf/slope habitats less vulnerable	0	Outer shelf/slope habitats less vulnerable
Groundfish	China rockfish	0	Outer shelf/slope habitats less vulnerable	1	Nearshore habitats
Groundfish	Copper rockfish	0	Outer shelf/slope habitats less vulnerable	1	Estuary and nearshore habitats
Groundfish	Cowcod	0	Outer shelf/slope habitats less vulnerable		

		Scorable Criteria							
Rubric		Habitat Disturbance - Location-based vulnerability				Habitat Disturbance - Vulnerability & recovery			
Region		Southwest		Northwest		Southwest		Northwest	
Theme		Both	Rationale	Both	Rationale	Both	Rationale	Both	Rationale
FMP	TOTAL POSSIBLE SCORING	1	xx	1	xx	1	xx	1	xx
CPS	CPS Ecosystem Components								
CPS	Jack mackerel	0	Offshore pelagic	0	Offshore pelagic	0	Migratory pelagic	0	Migratory pelagic
CPS	Jacksmelt								
CPS	Krill (Euphausiacea)	0	Offshore pelagic	0	Offshore pelagic	0	Migratory pelagic	0	Migratory pelagic
CPS	Northern anchovy - North			1	Estuary use			1	Estuary use
CPS	Northern anchovy - South	1	Estuary use			0	Migratory pelagic		
CPS	Opalescent inshore squid	1	Estuary use			0	Migratory pelagic		
CPS	Pacific chub mackerel	0	Offshore pelagic			0	Migratory pelagic		
CPS	Pacific herring								
CPS	Pacific sardine	1	Estuary/nearshore	0	Offshore pelagic	0	Migratory pelagic	0	Migratory pelagic
Groundfish	Arrowtooth flounder			0	Outer shelf/slope			0	Soft bottom
Groundfish	Aurora rockfish	1	Rocky habitats	1	Rocky habitats	1	Rocky habitats	1	Rocky habitats
Groundfish	Bank rockfish	1	Rocky habitats			1	Rocky habitats		
Groundfish	Big skate	1	Nearshore	1	Nearshore	0	Soft bottom	0	Soft bottom
Groundfish	Black rockfish - North			1	Nearshore			1	Rocky habitats
Groundfish	Black rockfish - South	1	Nearshore			1	Rocky habitats		
Groundfish	Black-and-yellow rockfish								
Groundfish	Blackgill rockfish	1	Rocky habitats			1	Rocky habitats		
Groundfish	Blackspotted rockfish			1	Rocky habitats			1	Rocky habitats
Groundfish	Blue rockfish	1	Nearshore	1	Nearshore	1	Rocky habitats	1	Rocky habitats
Groundfish	Bocaccio	1	Nearshore			1	Rocky habitats		
Groundfish	Bronzespotted rockfish	1	Rocky habitats			1	Rocky habitats		
Groundfish	Brown rockfish	1	Nearshore	1	Estuary/nearshore	1	Estuary; rocky habitats	1	Estuary; rocky habitats
Groundfish	Butter sole								
Groundfish	Cabezon	1	Nearshore	1	Nearshore	1	Rocky habitats	1	Rocky habitats
Groundfish	Calico rockfish								
Groundfish	California scorpionfish	1	Nearshore			1	Rocky habitats		
Groundfish	California skate	1	Frequent disturbance			0	Soft bottom		
Groundfish	Canary rockfish	1	Nearshore	1	Nearshore	1	Rocky habitats	1	Rocky habitats
Groundfish	Chameleon rockfish	1	Rocky habitats			1	Rocky habitats		
Groundfish	Chilipepper	1	Rocky habitats	1	Rocky habitats	1	Rocky habitats	1	Rocky habitats
Groundfish	China rockfish	1	Nearshore	1	Nearshore	1	Rocky habitats	1	Rocky habitats
Groundfish	Copper rockfish	1	Estuary/nearshore	1	Estuary/nearshore	1	Rocky habitats	1	Rocky habitats
Groundfish	Cowcod	1	Rocky habitats			1	Rocky habitats		

Scorable Criteria									
Rubric	Habitat Disturbance - Rarity					Total Disturbance			
Region	Southwest			Northwest		SW	NW		
Theme	Both	Rationale	Both	Rationale	Both	Both			
FMP	TOTAL POSSIBLE SCORING					1	xx	5	5
CPS	CPS Ecosystem Components								
CPS	Jack mackerel	Pelagic	0	Pelagic	0	Pelagic	0	0	
CPS	Jacksmelt								
CPS	Krill (Euphausiacea)	Pelagic	0	Pelagic	0	Pelagic	0	0	
CPS	Northern anchovy - North				1	Estuarine dependent		4	
CPS	Northern anchovy - South	Pelagic	0				1		
CPS	Opalescent inshore squid	Pelagic	0				2		
CPS	Pacific chub mackerel	Pelagic	0				0		
CPS	Pacific herring								
CPS	Pacific sardine	Pelagic	0	Pelagic	0	Pelagic	1	0	
Groundfish	Arrowtooth flounder				0	Soft bottoms		0	
Groundfish	Aurora rockfish	Mixed habitat use	0		1	Rocky habitats	3	4	
Groundfish	Bank rockfish	Rock associated	1				4		
Groundfish	Big skate	Soft bottoms	0		0	Soft bottoms	2	2	
Groundfish	Black rockfish - North				1	Rocky habitats		4	
Groundfish	Black rockfish - South	Rock associated	1				3		
Groundfish	Black-and-yellow rockfish								
Groundfish	Blackgill rockfish	Rock associated	1				4		
Groundfish	Blackspotted rockfish				1	Rocky habitats		4	
Groundfish	Blue rockfish	Rock associated	1		1	Rocky habitats	3	4	
Groundfish	Bocaccio	Rock associated	1				4		
Groundfish	Bronzespotted rockfish	Rock associated	1				4		
Groundfish	Brown rockfish	Estuary associated	1		1	Rocky habitats	4	4	
Groundfish	Butter sole								
Groundfish	Cabezon	Rock associated	1		1	Rocky habitats	4	4	
Groundfish	Calico rockfish								
Groundfish	California scorpionfish	Rock associated	1				3		
Groundfish	California skate	Soft bottoms	0				2		
Groundfish	Canary rockfish	Rock associated	1		1	Rocky habitats	4	4	
Groundfish	Chameleon rockfish	Rock associated	1				4		
Groundfish	Chilipepper	Rock associated	1		1	Rocky habitats	4	4	
Groundfish	China rockfish	Rock associated	1		1	Rocky habitats	3	4	
Groundfish	Copper rockfish	Rock associated	1		1	Rocky habitats	3	4	
Groundfish	Cowcod	Rock associated	1				4		

		Scorable Criteria			
Rubric		Ecological - Important predator			
Region		Southwest		Northwest	
Theme		Both	Rationale	Both	Rationale
FMP	TOTAL POSSIBLE SCORING	1	xx	1	xx
CPS	CPS Ecosystem Components				
CPS	Jack mackerel	0	Intermediate level predator	0	Intermediate level predator
CPS	Jacksmelt				
CPS	Krill (Euphausiacea)	0	Feeds on plankton	0	Feeds on plankton
CPS	Northern anchovy - North			0	Feeds on plankton
CPS	Northern anchovy - South	0	Feeds on plankton		
CPS	Opalescent inshore squid	0	Fish are minor component of diet		
CPS	Pacific chub mackerel	0	Fish are minor component of diet		
CPS	Pacific herring				
CPS	Pacific sardine	0	Feeds on plankton	0	Feeds on plankton
Groundfish	Arrowtooth flounder			1	Most important flatfish predator
Groundfish	Aurora rockfish	0	Diet not well known	0	Diet not well known
Groundfish	Bank rockfish	0	Diet not well known		
Groundfish	Big skate	0	Mainly benthic crustaceans	0	Mainly benthic crustaceans
Groundfish	Black rockfish - North			0	Wide variety of prey items
Groundfish	Black rockfish - South	0	Wide variety of prey items		
Groundfish	Black-and-yellow rockfish				
Groundfish	Blackgill rockfish	0	Intermediate level predator		
Groundfish	Blackspotted rockfish			0	Diet not well known
Groundfish	Blue rockfish	0	Feeds mostly on jellies	0	Feeds mostly on jellies
Groundfish	Bocaccio	1	Feeds primarily on fishes		
Groundfish	Bronzespotted rockfish	0	Diet not well known		
Groundfish	Brown rockfish	0	Feeds mostly on crustaceans	0	Feeds mostly on crustaceans
Groundfish	Butter sole				
Groundfish	Cabazon	0	Fish predator but less abundant	1	Important fish predator
Groundfish	Calico rockfish				
Groundfish	California scorpionfish	0	Prefers crustaceans		
Groundfish	California skate	0	Feeds on small benthic inverts		
Groundfish	Canary rockfish	0	Feeds mostly on Euphausiids	0	Feeds mostly on Euphausiids
Groundfish	Chameleon rockfish	0	Feeds on Euphausiids		
Groundfish	Chilipepper	0	Intermediate level predator	0	Intermediate level predator
Groundfish	China rockfish	0	Mostly planktivorous	0	Mostly planktivorous
Groundfish	Copper rockfish	0	Mostly planktivorous	0	Mostly planktivorous
Groundfish	Cowcod	0	Fish predator but less abundant		

		Scorable Criteria			
Rubric		Ecological - Important prey			
Region		Southwest		Northwest	
Theme		Both	Rationale	Both	Rationale
FMP	TOTAL POSSIBLE SCORING	1	xx	1	xx
CPS	CPS Ecosystem Components				
CPS	Jack mackerel	1	Important forage as juveniles	0	Does not spawn off WA/OR
CPS	Jacksmelt				
CPS	Krill (Euphausiacea)	1	Important forage species	1	Important forage species
CPS	Northern anchovy - North			1	Important forage species
CPS	Northern anchovy - South	1	Important forage species		
CPS	Opalescent inshore squid	1	Important forage species		
CPS	Pacific chub mackerel	1	Important prey		
CPS	Pacific herring				
CPS	Pacific sardine	1	Important to marine mammals	1	Important to marine mammals
Groundfish	Arrowtooth flounder			0	High trophic level
Groundfish	Aurora rockfish	0	Forage as juveniles	0	Forage as juveniles
Groundfish	Bank rockfish	0	Forage as juveniles		
Groundfish	Big skate	0	High trophic level	0	High trophic level
Groundfish	Black rockfish - North			1	Important forage as juveniles
Groundfish	Black rockfish - South	0	Forage as juveniles		
Groundfish	Black-and-yellow rockfish				
Groundfish	Blackgill rockfish	0	Forage as juveniles		
Groundfish	Blackspotted rockfish			0	Forage as juveniles
Groundfish	Blue rockfish	0	Forage as juveniles	0	Forage as juveniles
Groundfish	Bocaccio	1	Important forage as juveniles		
Groundfish	Bronzespotted rockfish	0	Forage as juveniles		
Groundfish	Brown rockfish	0	Forage as juveniles	0	Forage as juveniles
Groundfish	Butter sole				
Groundfish	Cabezon	0	Forage as juveniles	0	Forage as juveniles
Groundfish	Calico rockfish				
Groundfish	California scorpionfish	0	Forage as juveniles		
Groundfish	California skate	0	High trophic level		
Groundfish	Canary rockfish	1	Important forage as juveniles	1	Important forage as juveniles
Groundfish	Chameleon rockfish	0	Forage as juveniles		
Groundfish	Chilipepper	0	Forage as juveniles	0	Forage as juveniles
Groundfish	China rockfish	0	Forage as juveniles	0	Forage as juveniles
Groundfish	Copper rockfish	0	Forage as juveniles	0	Forage as juveniles
Groundfish	Cowcod	0	Forage as juveniles		

		Scorable Criteria			
Rubric		Ecological - High biomass			
Region		Southwest		Northwest	
Theme		Both	Rationale	Both	Rationale
FMP	TOTAL POSSIBLE SCORING	1	xx	1	xx
CPS	CPS Ecosystem Components				
CPS	Jack mackerel	0	Lower abundance	0	Lower abundance
CPS	Jacksmelt				
CPS	Krill (Euphausiacea)	0	Lower abundance	1	CPS stocks top quartile
CPS	Northern anchovy - North			0	Lower abundance
CPS	Northern anchovy - South	1	CPS abundance top quartile		
CPS	Opalescent inshore squid	0	Lower abundance		
CPS	Pacific chub mackerel	0	Lower abundance		
CPS	Pacific herring				
CPS	Pacific sardine	1	CPS abundance top quartile	0	Lower abundance
Groundfish	Arrowtooth flounder			1	Groundfish stocks top quartile
Groundfish	Aurora rockfish	0	Lower abundance	0	Lower abundance
Groundfish	Bank rockfish	0	Lower abundance		
Groundfish	Big skate	0	Lower abundance	0	Lower abundance
Groundfish	Black rockfish - North			0	Lower abundance
Groundfish	Black rockfish - South	0	Lower abundance		
Groundfish	Black-and-yellow rockfish				
Groundfish	Blackgill rockfish	0	Lower abundance		
Groundfish	Blackspotted rockfish			0	Lower abundance
Groundfish	Blue rockfish	0	Lower abundance	0	Lower abundance
Groundfish	Bocaccio	0	Lower abundance		
Groundfish	Bronzespotted rockfish	0	Lower abundance		
Groundfish	Brown rockfish	0	Lower abundance	0	Lower abundance
Groundfish	Butter sole				
Groundfish	Cabezon	0	Lower abundance	0	Lower abundance
Groundfish	Calico rockfish				
Groundfish	California scorpionfish	0	Lower abundance		
Groundfish	California skate	0	Lower abundance		
Groundfish	Canary rockfish	0	Lower abundance	0	Lower abundance
Groundfish	Chameleon rockfish	0	Lower abundance		
Groundfish	Chilipepper	0	Lower abundance	1	Groundfish stocks top quartile
Groundfish	China rockfish	0	Lower abundance	0	Lower abundance
Groundfish	Copper rockfish	0	Lower abundance	0	Lower abundance
Groundfish	Cowcod	0	Lower abundance		

		Scorable Criteria			
Rubric		Ecological Importance - Habitat altering			
Region		Southwest		Northwest	
Theme		Both	Rationale	Both	Rationale
FMP	TOTAL POSSIBLE SCORING	1	xx	1	xx
CPS	CPS Ecosystem Components				
CPS	Jack mackerel	0	No significant engineering	0	No significant engineering
CPS	Jacksmelt				
CPS	Krill (Euphausiacea)	0	No significant engineering	0	No significant engineering
CPS	Northern anchovy - North			0	No significant engineering
CPS	Northern anchovy - South	0	No significant engineering		
CPS	Opalescent inshore squid	0	No significant engineering		
CPS	Pacific chub mackerel	0	No significant engineering		
CPS	Pacific herring				
CPS	Pacific sardine	0	No significant engineering	0	No significant engineering
Groundfish	Arrowtooth flounder			0	No significant engineering
Groundfish	Aurora rockfish	0	No significant engineering	0	No significant engineering
Groundfish	Bank rockfish	0	No significant engineering		
Groundfish	Big skate	0	No significant engineering	1	Sediment excavation
Groundfish	Black rockfish - North			0	No significant engineering
Groundfish	Black rockfish - South	0	No significant engineering		
Groundfish	Black-and-yellow rockfish				
Groundfish	Blackgill rockfish	0	No significant engineering		
Groundfish	Blackspotted rockfish			0	No significant engineering
Groundfish	Blue rockfish	0	No significant engineering	0	No significant engineering
Groundfish	Bocaccio	0	No significant engineering		
Groundfish	Bronzespotted rockfish	0	No significant engineering		
Groundfish	Brown rockfish	0	No significant engineering	0	No significant engineering
Groundfish	Butter sole				
Groundfish	Cabezon	0	No significant engineering	0	No significant engineering
Groundfish	Calico rockfish				
Groundfish	California scorpionfish	0	No significant engineering		
Groundfish	California skate	0	No significant engineering		
Groundfish	Canary rockfish	0	No significant engineering	0	No significant engineering
Groundfish	Chameleon rockfish	0	No significant engineering		
Groundfish	Chilipepper	0	No significant engineering	0	No significant engineering
Groundfish	China rockfish	0	No significant engineering	0	No significant engineering
Groundfish	Copper rockfish	0	No significant engineering	0	No significant engineering
Groundfish	Cowcod	0	No significant engineering		

Scorable Criteria										
Rubric		Ecological - Historically important				Ecological - Treaty impacts		Total Ecological		
Region		Southwest		Northwest		Northwest only		Southwest	Northwest	
Theme		Both	Rationale	Both	Rationale	Both	Rationale	Both	Both	
FMP	TOTAL POSSIBLE SCORING	1	xx	1	xx	Bonus	xx	5	5	
CPS	CPS Ecosystem Components									
CPS	Jack mackerel	1	Historical abundance	1	Historical abundance	1	Critical comp. of treaty areas	2	2	
CPS	Jacksmelt									
CPS	Krill (Euphausiacea)	1	Important prey item	1	Important prey item	1	Critical comp. of treaty areas	2	4	
CPS	Northern anchovy - North			1	Historical cycles of abundance	1	Critical comp. of treaty areas		3	
CPS	Northern anchovy - South	1	Historical cycles of abundance					3		
CPS	Opalescent inshore squid	1	Important prey item					2		
CPS	Pacific chub mackerel	1	Important prey item					2		
CPS	Pacific herring									
CPS	Pacific sardine	1	Historical cycles of abundance	1	Historical cycles of abundance	1	Critical comp. of treaty areas	3	3	
Groundfish	Arrowtooth flounder			1	Top quartile unfished biomass	1	Critical comp. of treaty areas		4	
Groundfish	Aurora rockfish	0	Smaller unfished biomass	0	Smaller unfished biomass	0	Not prevalent in treaty areas	0	0	
Groundfish	Bank rockfish	0	Smaller unfished biomass					0		
Groundfish	Big skate	0	Smaller unfished biomass	0	Smaller unfished biomass	0	Less critical in treaty areas	0	1	
Groundfish	Black rockfish - North			0	Smaller unfished biomass	1	Critical comp. of treaty areas		2	
Groundfish	Black rockfish - South	0	Smaller unfished biomass					0		
Groundfish	Black-and-yellow rockfish									
Groundfish	Blackgill rockfish	0	Smaller unfished biomass					0		
Groundfish	Blackspotted rockfish			0	Smaller unfished biomass	0	Less critical in treaty areas		0	
Groundfish	Blue rockfish	0	Smaller unfished biomass	0	Smaller unfished biomass	0	Less critical in treaty areas	0	0	
Groundfish	Bocaccio	1	Top quartile unfished biomass					3		
Groundfish	Bronzespotted rockfish	0	Smaller unfished biomass					0		
Groundfish	Brown rockfish	0	Smaller unfished biomass	0	Smaller unfished biomass	0	Less critical in treaty areas	0	0	
Groundfish	Butter sole									
Groundfish	Cabezon	0	Smaller unfished biomass	0	Smaller unfished biomass	0	Less critical in treaty areas	0	1	
Groundfish	Calico rockfish									
Groundfish	California scorpionfish	0	Smaller unfished biomass					0		
Groundfish	California skate	0	Smaller unfished biomass					0		
Groundfish	Canary rockfish	1	Top quartile unfished biomass	1	Top quartile unfished biomass	1	Critical comp. of treaty areas	2	3	
Groundfish	Chameleon rockfish	0	Smaller unfished biomass					0		
Groundfish	Chilipepper	0	Smaller unfished biomass	1	Top quartile unfished biomass	0	Less critical in treaty areas	0	2	
Groundfish	China rockfish	0	Smaller unfished biomass	0	Smaller unfished biomass	0	Less critical in treaty areas	0	0	
Groundfish	Copper rockfish	0	Smaller unfished biomass	0	Smaller unfished biomass	0	Less critical in treaty areas	0	0	
Groundfish	Cowcod	0	Smaller unfished biomass					0		

		Scorable Criteria			
Rubric		Value - Commercial			
Region		Southwest		Northwest	
Theme		Both	Rationale	Both	Rationale
FMP	TOTAL POSSIBLE SCORING	1	xx	1	xx
CPS	CPS Ecosystem Components				
CPS	Jack mackerel	1	Ex-vessel revenue > \$500,000	0	Limited commercial value
CPS	Jacksnelt				
CPS	Krill (Euphausiacea)	0	Non-retention species	0	Non-retention species
CPS	Northern anchovy - North			0	Limited commercial value
CPS	Northern anchovy - South	1	Ex-vessel revenue > \$500,000		
CPS	Opalescent inshore squid	1	Ex-vessel revenue > \$500,000		
CPS	Pacific chub mackerel	1	Ex-vessel revenue > \$500,000		
CPS	Pacific herring				
CPS	Pacific sardine	1	Ex-vessel revenue > \$500,000	1	Top quartile comm. value
Groundfish	Arrowtooth flounder			1	Top quartile comm. value
Groundfish	Aurora rockfish	0	Limited commercial value	0	Limited commercial value
Groundfish	Bank rockfish	0	Limited commercial value		
Groundfish	Big skate	0	Limited commercial value	0	Limited commercial value
Groundfish	Black rockfish - North			1	Top quartile comm. value
Groundfish	Black rockfish - South	0	Limited commercial value		
Groundfish	Black-and-yellow rockfish				
Groundfish	Blackgill rockfish	0	Limited commercial value		
Groundfish	Blackspotted rockfish			0	Limited commercial value
Groundfish	Blue rockfish	0	Limited commercial value	0	Limited commercial value
Groundfish	Bocaccio	0	Limited commercial value		
Groundfish	Bronzespotted rockfish	0	Limited commercial value		
Groundfish	Brown rockfish	0	Limited commercial value	0	Limited commercial value
Groundfish	Butter sole				
Groundfish	Cabezon	0	Limited commercial value	1	Top quartile comm. value
Groundfish	Calico rockfish				
Groundfish	California scorpionfish	0	Limited commercial value		
Groundfish	California skate	0	Limited commercial value		
Groundfish	Canary rockfish	0	Limited commercial value	0	Limited commercial value
Groundfish	Chameleon rockfish	0	Limited commercial value		
Groundfish	Chilipepper	0	Limited commercial value	0	Limited commercial value
Groundfish	China rockfish	0	Limited commercial value	0	Limited commercial value
Groundfish	Copper rockfish	0	Limited commercial value	0	Limited commercial value
Groundfish	Cowcod	0	Limited commercial value		

		Scorable Criteria			
Rubric		Value - Recreational			
Region		Southwest		Northwest	
Theme		Both	Rationale	Both	Rationale
FMP	TOTAL POSSIBLE SCORING	1	xx	1	xx
CPS	CPS Ecosystem Components				
CPS	Jack mackerel	0	Limited rec. landings	1	Top quartile rec. landings
CPS	Jacksmelt				
CPS	Krill (Euphausiacea)	0	Not targeted in rec. fishery	0	Not targeted in rec. fishery
CPS	Northern anchovy - North			0	Limited rec. landings
CPS	Northern anchovy - South	0	Limited rec. landings		
CPS	Opalescent inshore squid	0	Limited rec. landings		
CPS	Pacific chub mackerel	1	Top quartile rec. landings		
CPS	Pacific herring				
CPS	Pacific sardine	0	Limited rec. landings	0	Limited rec. landings
Groundfish	Arrowtooth flounder			0	Limited rec. landings
Groundfish	Aurora rockfish	0	Limited rec. landings	0	Limited rec. landings
Groundfish	Bank rockfish	0	Limited rec. landings		
Groundfish	Big skate	0	Limited rec. landings	0	Limited rec. landings
Groundfish	Black rockfish - North			1	Top quartile rec. landings
Groundfish	Black rockfish - South	1	Top quartile rec. landings		
Groundfish	Black-and-yellow rockfish				
Groundfish	Blackgill rockfish	0	Limited rec. landings		
Groundfish	Blackspotted rockfish			0	Limited rec. landings
Groundfish	Blue rockfish	1	Top quartile rec. landings	1	Top quartile rec. landings
Groundfish	Bocaccio	1	Top quartile rec. landings		
Groundfish	Bronzespotted rockfish	0	Limited rec. landings		
Groundfish	Brown rockfish	1	Top quartile rec. landings	0	Limited rec. landings
Groundfish	Butter sole				
Groundfish	Cabezon	1	Top quartile rec. landings	1	Top quartile rec. landings
Groundfish	Calico rockfish				
Groundfish	California scorpionfish	1	Top quartile rec. landings		
Groundfish	California skate	0	Limited rec. landings		
Groundfish	Canary rockfish	1	Top quartile rec. landings	1	Top quartile rec. landings
Groundfish	Chameleon rockfish	0	Limited rec. landings		
Groundfish	Chilipepper	1	Top quartile rec. landings	0	Limited rec. landings
Groundfish	China rockfish	1	Top quartile rec. landings	1	Top quartile rec. landings
Groundfish	Copper rockfish	1	Top quartile rec. landings	1	Top quartile rec. landings
Groundfish	Cowcod	1	Top quartile rec. landings		

		Scorable Criteria			
Rubric		Value - Commercial management			
Region		Southwest		Northwest	
Theme		Both	Rationale	Both	Rationale
FMP	TOTAL POSSIBLE SCORING	1	xx	1	xx
CPS	CPS Ecosystem Components				
CPS	Jack mackerel	0	No significant mgmt issues	1	Significant tribal harvest
CPS	Jacksmelt				
CPS	Krill (Euphausiacea)	1	Non-retention, ecosystem role	0	No significant mgmt issues
CPS	Northern anchovy - North			0	No significant mgmt issues
CPS	Northern anchovy - South	1	Ecosystem role		
CPS	Opalescent inshore squid	1	Ecosystem role		
CPS	Pacific chub mackerel	1	Ecosystem role		
CPS	Pacific herring				
CPS	Pacific sardine	1	Ecosystem role	1	Significant tribal harvest
Groundfish	Arrowtooth flounder			1	Significant tribal harvest
Groundfish	Aurora rockfish	1	Affected by spatial closures	0	No significant mgmt issues
Groundfish	Bank rockfish	1	Affected by spatial closures		
Groundfish	Big skate	0	No significant mgmt issues	1	Significant tribal harvest
Groundfish	Black rockfish - North			1	Significant tribal harvest
Groundfish	Black rockfish - South	1	Affected by spatial closures		
Groundfish	Black-and-yellow rockfish				
Groundfish	Blackgill rockfish	1	Affected by spatial closures		
Groundfish	Blackspotted rockfish			1	Significant tribal harvest
Groundfish	Blue rockfish	1	Affected by spatial closures	0	No significant mgmt issues
Groundfish	Bocaccio	1	Affected by spatial closures		
Groundfish	Bronzespotted rockfish	1	Affected by spatial closures		
Groundfish	Brown rockfish	1	Affected by spatial closures	0	No significant mgmt issues
Groundfish	Butter sole				
Groundfish	Cabezon	1	Affected by spatial closures	0	Low bycatch fishery
Groundfish	Calico rockfish				
Groundfish	California scorpionfish	1	Affected by spatial closures		
Groundfish	California skate	0	No significant mgmt issues		
Groundfish	Canary rockfish	1	Affected by spatial closures	1	Stock status; tribal harvest
Groundfish	Chameleon rockfish	1	Affected by spatial closures		
Groundfish	Chilipepper	1	Affected by spatial closures	0	No significant mgmt issues
Groundfish	China rockfish	1	Affected by spatial closures	1	Significant tribal harvest
Groundfish	Copper rockfish	1	Affected by spatial closures	1	Significant tribal harvest
Groundfish	Cowcod	1	Affected by spatial closures		

		Scorable Criteria			
Rubric		Value - Recreational management			
Region		Southwest		Northwest	
Theme		Both	Rationale	Both	Rationale
FMP	TOTAL POSSIBLE SCORING	1	xx	1	xx
CPS	CPS Ecosystem Components				
CPS	Jack mackerel	0	No significant mgmt issues	0	No significant mgmt issues
CPS	Jacksmelt				
CPS	Krill (Euphausiacea)	0	No significant mgmt issues	0	No significant mgmt issues
CPS	Northern anchovy - North			0	No significant mgmt issues
CPS	Northern anchovy - South	0	No significant mgmt issues		
CPS	Opalescent inshore squid	0	No significant mgmt issues		
CPS	Pacific chub mackerel	0	No significant mgmt issues		
CPS	Pacific herring				
CPS	Pacific sardine	0	No significant mgmt issues	0	No significant mgmt issues
Groundfish	Arrowtooth flounder			0	No significant mgmt issues
Groundfish	Aurora rockfish	0	No significant mgmt issues	0	No significant mgmt issues
Groundfish	Bank rockfish	0	No significant mgmt issues		
Groundfish	Big skate	0	No significant mgmt issues	1	Tribal subsistence harvest
Groundfish	Black rockfish - North			1	Tribal subsistence harvest
Groundfish	Black rockfish - South	1	Affected by spatial closures		
Groundfish	Black-and-yellow rockfish				
Groundfish	Blackgill rockfish	0	No significant mgmt issues		
Groundfish	Blackspotted rockfish			0	No significant mgmt issues
Groundfish	Blue rockfish	1	Affected by spatial closures	1	Tribal subsistence harvest
Groundfish	Bocaccio	1	Affected by spatial closures		
Groundfish	Bronzespotted rockfish	1	Affected by spatial closures		
Groundfish	Brown rockfish	1	Affected by spatial closures	1	Tribal subsistence harvest
Groundfish	Butter sole				
Groundfish	Cabezon	1	Affected by spatial closures	1	Tribal subsistence harvest
Groundfish	Calico rockfish				
Groundfish	California scorpionfish	1	Affected by spatial closures		
Groundfish	California skate	0	No significant mgmt issues		
Groundfish	Canary rockfish	1	Affected by spatial closures	1	Stock status; prohibited in WA; subsistence harvest
Groundfish	Chameleon rockfish	0	No significant mgmt issues		
Groundfish	Chilipepper	0	No significant mgmt issues	0	No significant mgmt issues
Groundfish	China rockfish	1	Affected by spatial closures	1	Tribal subsistence harvest
Groundfish	Copper rockfish	1	Affected by spatial closures	1	Tribal subsistence harvest
Groundfish	Cowcod	1	Affected by spatial closures		

		Scorable Criteria						Prioritization Scores			
Rubric		Value - Social				Total Value		Habitat for stock asmt		EFH science	
Region		Southwest		Northwest		Southwest	Northwest	SW	NW	SW	NW
Theme		Both	Rationale	Both	Rationale	Both	Both	SA	SA	EFH	EFH
FMP	TOTAL POSSIBLE SCORING	1	xx	1	xx	5	5	35	35	35	35
CPS	CPS Ecosystem Components										
CPS	Jack mackerel	0	Lower relative value	0	Lower relative value	1	2	8	10	11	11
CPS	Jacksmelt										
CPS	Krill (Euphausiacea)	0	Lower relative value	1	Tribal cultural value	1	1	6		9	9
CPS	Northern anchovy - North			1	Tribal cultural value		1		14		15
CPS	Northern anchovy - South	1	Historical fishery			3		12		15	
CPS	Opalescent inshore squid	1	Historical fishery			3		10		13	
CPS	Pacific chub mackerel	1	Historical fishery			4		14		14	
CPS	Pacific herring										
CPS	Pacific sardine	1	Historical fishery	1	Historical fishery; tribal culture	3	3	17	20	17	17
Groundfish	Arrowtooth flounder			0	Lower relative value		2		13		12
Groundfish	Aurora rockfish	0	Lower relative value	0	Lower relative value	1	0	17	16	17	15
Groundfish	Bank rockfish	1	Targeted stock			2		18		21	
Groundfish	Big skate	1	Targeted stock	1	Tribal cultural value	1	3			16	15
Groundfish	Black rockfish - North			1	Artisanal fisheries; tribal culture		5		23		24
Groundfish	Black rockfish - South	1	Targeted stock			4		14		17	
Groundfish	Black-and-yellow rockfish										
Groundfish	Blackgill rockfish	1	Targeted stock			2				21	
Groundfish	Blackspotted rockfish			0	Lower relative value		1		17		19
Groundfish	Blue rockfish	1	Targeted stock	1	Tribal cultural value	4	3	24	21	24	22
Groundfish	Bocaccio	1	Targeted stock			4		30		30	
Groundfish	Bronzespotted rockfish	0	Lower relative value			2				21	
Groundfish	Brown rockfish	1	Targeted stock	1	Tribal cultural value	4	2	18	18	21	19
Groundfish	Butter sole										
Groundfish	Cabezon	1	Targeted stock	1	Tribal cultural value	4	4		16	20	17
Groundfish	Calico rockfish										
Groundfish	California scorpionfish	1	Targeted stock			4		14		17	
Groundfish	California skate	1	Targeted stock			1				16	
Groundfish	Canary rockfish	1	Targeted stock	1	Historical fishery; tribal culture	4	4	27	30	27	30
Groundfish	Chameleon rockfish	0	Lower relative value			1				19	
Groundfish	Chilipepper	1	Targeted stock	0	Lower relative value	3	0	15	16	15	16
Groundfish	China rockfish	1	Targeted stock	1	Tribal cultural value	4	4	19	20	22	21
Groundfish	Copper rockfish	1	Targeted stock	1	Tribal cultural value	4	4	19	20	22	21
Groundfish	Cowcod	1	Targeted stock			4		27		27	

		Filter Criteria							
Rubric		FSSI/FMC priority?				Benefit stock asmt?			
Region		Northwest		Southwest		Northwest		Southwest	
Theme		Both	Rationale	Both	Rationale	SA	Rationale	SA	Rationale
FMP	TOTAL POSSIBLE SCORING	Pass	xx	Pass	xx	Pass	xx	Pass	xx
Groundfish	Curlfin sole	No	Not an FMC priority	NA	Insignificant landings				
Groundfish	Darkblotched rockfish	Pass	Included in FSSI	Pass	Included in FSSI	Pass	Recently assessed	Pass	Asmt planned
Groundfish	Dover sole	Pass	Included in FSSI	Pass	Included in FSSI	Pass	Asmt planned	No	Unlikely to be assessed
Groundfish	Dusky rockfish	No	Rarely encountered	NA	Insignificant landings				
Groundfish	Dwarf red rockfish	NA	Distribution	No	Not an FMC priority				
Groundfish	English sole	Pass	Included in FSSI	Pass	Included in FSSI	Pass	Recently assessed	Pass	Asmt planned
Groundfish	Flag rockfish	NA	Insignificant landings	Pass	High vulnerability			No	Unlikely to be assessed
Groundfish	Flathead sole	No	Not an FMC priority	NA	Insignificant landings				
Groundfish	Freckled rockfish	NA	Distribution	No	Not an FMC priority				
Groundfish	Gopher rockfish	NA	Insignificant landings	Pass	Included in FSSI			Pass	Asmt overdue
Groundfish	Grass rockfish	NA	Insignificant landings	No	Not an FMC priority				
Groundfish	Greenblotched rockfish	NA	Insignificant landings	Pass	High vulnerability			No	Unlikely to be assessed
Groundfish	Greenspotted rockfish	Pass	Revised FSSI	Pass	High vulnerability	Pass	Recently assessed	No	Unlikely to be assessed
Groundfish	Greenstriped rockfish	Pass	Revised FSSI	Pass	Asmt planned/completed	Pass	Recently assessed	No	Unlikely to be assessed
Groundfish	Halfbanded rockfish	NA	Distribution	No	Not an FMC priority				
Groundfish	Harlequin rockfish	No	Not an FMC priority	NA	Insignificant landings				
Groundfish	Honeycomb rockfish	NA	Insignificant landings	Pass	High vulnerability			No	Unlikely to be assessed
Groundfish	Kelp greenling - California	NA	Distribution	Pass	Asmt planned/completed			Pass	Asmt planned
Groundfish	Kelp greenling - Oregon	Pass	Included in FSSI	NA	Distribution	Pass	Asmt planned		
Groundfish	Kelp rockfish	NA	Insignificant landings	No	Not an FMC priority				
Groundfish	Leopard shark	NA	Insignificant landings	Pass	High vulnerability			No	Unlikely to be assessed
Groundfish	Lingcod	Pass	Included in FSSI	Pass	Included in FSSI	Pass	Asmt planned	No	Unlikely to be assessed
Groundfish	Longnose skate	Pass	Included in FSSI	Pass	Included in FSSI	Pass	Asmt planned	Pass	Asmt planned
Groundfish	Longspine thornyhead	Pass	Included in FSSI	Pass	Included in FSSI	Pass	Recently assessed	Pass	Asmt planned
Groundfish	Mexican rockfish	NA	Distribution	No	Not an FMC priority				
Groundfish	Minor Nearshore Rockfishes North	NA	Considered @ stock level	NA	Considered @ stock level				
Groundfish	Minor Nearshore Rockfishes South	NA	Considered @ stock level	NA	Considered @ stock level				
Groundfish	Minor Shelf Rockfishes North	NA	Considered @ stock level	NA	Considered @ stock level				
Groundfish	Minor Shelf Rockfishes South	NA	Considered @ stock level	NA	Considered @ stock level				
Groundfish	Minor Slope Rockfishes North	NA	Considered @ stock level	NA	Considered @ stock level				
Groundfish	Minor Slope Rockfishes South	NA	Considered @ stock level	NA	Considered @ stock level				
Groundfish	Olive rockfish	NA	Insignificant landings	No	Not an FMC priority				
Groundfish	Other Flatfishes	NA	Considered @ stock level	NA	Considered @ stock level				
Groundfish	Other Groundfishes	NA	Considered @ stock level	NA	Considered @ stock level				

		Filter Criteria				Scorable Criteria			
Rubric		Inform EFH science?				Benefits to stock asmt			
Region		Northwest		Southwest		Southwest		Northwest	
Theme		EFH	Rationale	EFH	Rationale	SA	Rationale	SA	Rationale
FMP	TOTAL POSSIBLE SCORING	Pass	xx	Pass	xx	5	xx	5	xx
Groundfish	Curlfin sole								
Groundfish	Darkblotched rockfish	Pass	All stocks pass	Pass	All stocks pass	4	Asmt uses survey data	4	Current research on species-habitat associations
Groundfish	Dover sole	Pass	All stocks pass	Pass	All stocks pass			4	Current research on species-habitat associations
Groundfish	Dusky rockfish								
Groundfish	Dwarf red rockfish								
Groundfish	English sole	Pass	All stocks pass	Pass	All stocks pass	4	Asmt uses survey data	3	Limited information at proper spatial scales
Groundfish	Flag rockfish			Pass	All stocks pass				
Groundfish	Flathead sole								
Groundfish	Freckled rockfish								
Groundfish	Gopher rockfish			Pass	All stocks pass	1	No survey index available		
Groundfish	Grass rockfish								
Groundfish	Greenblotched rockfish			Pass	All stocks pass				
Groundfish	Greenspotted rockfish	Pass	All stocks pass	Pass	All stocks pass			4	Affinity to untrawable habitats
Groundfish	Greenstriped rockfish	Pass	All stocks pass	Pass	All stocks pass			4	Affinity to untrawable habitats, current research
Groundfish	Halfbanded rockfish								
Groundfish	Harlequin rockfish								
Groundfish	Honeycomb rockfish			Pass	All stocks pass				
Groundfish	Kelp greenling - California			Pass	All stocks pass	1	No survey index available		
Groundfish	Kelp greenling - Oregon	Pass	All stocks pass					1	Not sampled in trawl survey
Groundfish	Kelp rockfish								
Groundfish	Leopard shark			Pass	All stocks pass				
Groundfish	Lingcod	Pass	All stocks pass	Pass	All stocks pass			4	Current research on species-habitat associations
Groundfish	Longnose skate	Pass	All stocks pass	Pass	All stocks pass	4	Asmt uses survey data	3	Limited information at proper spatial scales
Groundfish	Longspine thornyhead	Pass	All stocks pass	Pass	All stocks pass	4	Asmt uses survey data	4	Current research on species-habitat associations
Groundfish	Mexican rockfish								
Groundfish	Minor Nearshore Rockfishes North								
Groundfish	Minor Nearshore Rockfishes South								
Groundfish	Minor Shelf Rockfishes North								
Groundfish	Minor Shelf Rockfishes South								
Groundfish	Minor Slope Rockfishes North								
Groundfish	Minor Slope Rockfishes South								
Groundfish	Olive rockfish								
Groundfish	Other Flatfishes								
Groundfish	Other Groundfishes								

		Scorable Criteria			
Rubric		Likely to advance EFH			
Region		Southwest		Northwest	
Theme		EFH	Rationale	EFH	Rationale
FMP	TOTAL POSSIBLE SCORING	5	xx	5	xx
Groundfish	Curlfin sole				
Groundfish	Darkblotched rockfish	4	All groundfish likely to increase EFH levels	4	Possibility of developing coastwide maps of probability of occurrence
Groundfish	Dover sole	4	All groundfish likely to increase EFH levels	4	Possibility of developing coastwide maps of probability of occurrence
Groundfish	Dusky rockfish				
Groundfish	Dwarf red rockfish				
Groundfish	English sole	4	All groundfish likely to increase EFH levels	2	Information availability limits ability to increase EFH level in near term
Groundfish	Flag rockfish	4	All groundfish likely to increase EFH levels		
Groundfish	Flathead sole				
Groundfish	Freckled rockfish				
Groundfish	Gopher rockfish	4	All groundfish likely to increase EFH levels		
Groundfish	Grass rockfish				
Groundfish	Greenblotched rockfish	4	All groundfish likely to increase EFH levels		
Groundfish	Greenspotted rockfish	4	All groundfish likely to increase EFH levels	4	Possibility of developing coastwide maps of probability of occurrence
Groundfish	Greenstriped rockfish	4	All groundfish likely to increase EFH levels	4	Possibility of developing coastwide maps of probability of occurrence
Groundfish	Halfbanded rockfish				
Groundfish	Harlequin rockfish				
Groundfish	Honeycomb rockfish	4	All groundfish likely to increase EFH levels		
Groundfish	Kelp greenling - California	4	All groundfish likely to increase EFH levels		
Groundfish	Kelp greenling - Oregon			2	Information availability limits ability to increase EFH level in near term
Groundfish	Kelp rockfish				
Groundfish	Leopard shark	4	All groundfish likely to increase EFH levels		
Groundfish	Lingcod	4	All groundfish likely to increase EFH levels	4	Possibility of developing coastwide maps of probability of occurrence
Groundfish	Longnose skate	4	All groundfish likely to increase EFH levels	2	Information availability limits ability to increase EFH level in near term
Groundfish	Longspine thornyhead	4	All groundfish likely to increase EFH levels	4	Possibility of developing coastwide maps of probability of occurrence
Groundfish	Mexican rockfish				
Groundfish	Minor Nearshore Rockfishes North				
Groundfish	Minor Nearshore Rockfishes South				
Groundfish	Minor Shelf Rockfishes North				
Groundfish	Minor Shelf Rockfishes South				
Groundfish	Minor Slope Rockfishes North				
Groundfish	Minor Slope Rockfishes South				
Groundfish	Olive rockfish				
Groundfish	Other Flatfishes				
Groundfish	Other Groundfishes				

		Scorable Criteria			
Rubric		Fishery status			
Region		Southwest		Northwest	
Theme		Both	Rationale	Both	Rationale
FMP	TOTAL POSSIBLE SCORING	5	xx	5	xx
Groundfish	Curlfin sole				
Groundfish	Darkblotched rockfish	5	Rebuilding	5	Rebuilding
Groundfish	Dover sole	0	No evidence suggests vulnerability	0	Recent asmt indicates healthy status
Groundfish	Dusky rockfish				
Groundfish	Dwarf red rockfish				
Groundfish	English sole	0	No evidence suggests vulnerability	0	Recent asmt indicates healthy status
Groundfish	Flag rockfish	1	High vulnerability		
Groundfish	Flathead sole				
Groundfish	Freckled rockfish				
Groundfish	Gopher rockfish	0	No evidence suggests vulnerability		
Groundfish	Grass rockfish				
Groundfish	Greenblotched rockfish	1	High vulnerability		
Groundfish	Greenspotted rockfish	1	High vulnerability	1	High vulnerability
Groundfish	Greenstriped rockfish	0	No evidence suggests vulnerability	0	No evidence suggests vulnerability
Groundfish	Halfbanded rockfish				
Groundfish	Harlequin rockfish				
Groundfish	Honeycomb rockfish	1	High vulnerability		
Groundfish	Kelp greenling - California	0	No evidence suggests vulnerability		
Groundfish	Kelp greenling - Oregon			0	No evidence suggests vulnerability
Groundfish	Kelp rockfish				
Groundfish	Leopard shark	1	High vulnerability		
Groundfish	Lingcod	0	No evidence suggests vulnerability	0	No evidence suggests vulnerability
Groundfish	Longnose skate	0	No evidence suggests vulnerability	0	Recent asmt indicates healthy status
Groundfish	Longspine thornyhead	0	No evidence suggests vulnerability	0	Recent asmt indicates healthy status
Groundfish	Mexican rockfish				
Groundfish	Minor Nearshore Rockfishes North				
Groundfish	Minor Nearshore Rockfishes South				
Groundfish	Minor Shelf Rockfishes North				
Groundfish	Minor Shelf Rockfishes South				
Groundfish	Minor Slope Rockfishes North				
Groundfish	Minor Slope Rockfishes South				
Groundfish	Olive rockfish				
Groundfish	Other Flatfishes				
Groundfish	Other Groundfishes				

		Scorable Criteria			
Rubric		FMC priority			
Region		Southwest		Northwest	
Theme		Both	Rationale	Both	Rationale
FMP	TOTAL POSSIBLE SCORING	5	xx	5	xx
Groundfish	Curlfin sole				
Groundfish	Darkblotched rockfish	5	Medium vulnerability, recent/planned asmt	5	Medium vulnerability, recent asmt
Groundfish	Dover sole	3	Low vulnerability, recent/planned asmt	3	Low vulnerability, recent asmt
Groundfish	Dusky rockfish				
Groundfish	Dwarf red rockfish				
Groundfish	English sole	3	Medium vulnerability	5	Medium vulnerability, recent asmt
Groundfish	Flag rockfish	5	High vulnerability		
Groundfish	Flathead sole				
Groundfish	Freckled rockfish				
Groundfish	Gopher rockfish	3	Medium vulnerability		
Groundfish	Grass rockfish				
Groundfish	Greenblotched rockfish	5	High vulnerability		
Groundfish	Greenspotted rockfish	5	High vulnerability	5	High vulnerability
Groundfish	Greenstriped rockfish	5	Medium vulnerability, recent/planned asmt	3	Medium vulnerability
Groundfish	Halfbanded rockfish				
Groundfish	Harlequin rockfish				
Groundfish	Honeycomb rockfish	5	High vulnerability		
Groundfish	Kelp greenling - California	1	Low vulnerability		
Groundfish	Kelp greenling - Oregon			1	Low vulnerability
Groundfish	Kelp rockfish				
Groundfish	Leopard shark	5	High vulnerability		
Groundfish	Lingcod	3	Low vulnerability, recent/planned asmt	3	Low vulnerability, of particular concern to tribes
Groundfish	Longnose skate	1	Low vulnerability	3	Low vulnerability, recent asmt
Groundfish	Longspine thornyhead	3	Low vulnerability, recent/planned asmt	3	Low vulnerability, recent asmt
Groundfish	Mexican rockfish				
Groundfish	Minor Nearshore Rockfishes North				
Groundfish	Minor Nearshore Rockfishes South				
Groundfish	Minor Shelf Rockfishes North				
Groundfish	Minor Shelf Rockfishes South				
Groundfish	Minor Slope Rockfishes North				
Groundfish	Minor Slope Rockfishes South				
Groundfish	Olive rockfish				
Groundfish	Other Flatfishes				
Groundfish	Other Groundfishes				

		Scorable Criteria			
Rubric		Habitat dependence			
Region		Southwest		Northwest	
Theme		Both	Rationale	Both	Rationale
FMP	TOTAL POSSIBLE SCORING	5	xx	5	xx
Groundfish	Curlfin sole				
Groundfish	Darkblotched rockfish	3	Less associated with high relief	3	Less associated with high relief
Groundfish	Dover sole	3	Utilizes specific soft bottom habitats	1	Widely distributed
Groundfish	Dusky rockfish				
Groundfish	Dwarf red rockfish				
Groundfish	English sole	3	Estuary use	5	Estuary nursery use
Groundfish	Flag rockfish	5	Closely assoc. with high relief		
Groundfish	Flathead sole				
Groundfish	Freckled rockfish				
Groundfish	Gopher rockfish	5	Closely assoc. with high relief		
Groundfish	Grass rockfish				
Groundfish	Greenblotched rockfish	5	Closely assoc. with high relief		
Groundfish	Greenspotted rockfish	3	Less associated with high relief	3	Less associated with high relief
Groundfish	Greenstriped rockfish	3	Less associated with high relief	3	Less associated with high relief
Groundfish	Halfbanded rockfish				
Groundfish	Harlequin rockfish				
Groundfish	Honeycomb rockfish	3	Less associated with high relief		
Groundfish	Kelp greenling - California	3	Less associated with high relief		
Groundfish	Kelp greenling - Oregon			3	Less associated with high relief
Groundfish	Kelp rockfish				
Groundfish	Leopard shark	3	Estuary use		
Groundfish	Lingcod	3	Less associated with high relief	5	Specialized spawning and nursery habitats
Groundfish	Longnose skate	3	Less associated with high relief	1	Widely distributed
Groundfish	Longspine thornyhead	3	Less associated with high relief	1	Widely distributed
Groundfish	Mexican rockfish				
Groundfish	Minor Nearshore Rockfishes North				
Groundfish	Minor Nearshore Rockfishes South				
Groundfish	Minor Shelf Rockfishes North				
Groundfish	Minor Shelf Rockfishes South				
Groundfish	Minor Slope Rockfishes North				
Groundfish	Minor Slope Rockfishes South				
Groundfish	Olive rockfish				
Groundfish	Other Flatfishes				
Groundfish	Other Groundfishes				

		Scorable Criteria			
Rubric		Habitat Disturbance - Fishing impacts			
Region		Southwest		Northwest	
Theme		Both	Rationale	Both	Rationale
FMP	TOTAL POSSIBLE SCORING	1	xx	1	xx
Groundfish	Curlfin sole				
Groundfish	Darkblotched rockfish	1	Bottom trawl impacts	1	Trawl impacts to rocky habitats
Groundfish	Dover sole	1	Bottom trawl impacts	0	Associated with soft bottoms
Groundfish	Dusky rockfish				
Groundfish	Dwarf red rockfish				
Groundfish	English sole	1	Bottom trawl impacts	0	Associated with soft bottoms
Groundfish	Flag rockfish	1	Bottom trawl impacts		
Groundfish	Flathead sole				
Groundfish	Freckled rockfish				
Groundfish	Gopher rockfish	0	Minimal impacts for nearshore species		
Groundfish	Grass rockfish				
Groundfish	Greenblotched rockfish	1	Bottom trawl impacts		
Groundfish	Greenspotted rockfish	1	Bottom trawl impacts	1	Trawl impacts to rocky habitats
Groundfish	Greenstriped rockfish	1	Bottom trawl impacts	1	Trawl impacts to rocky habitats
Groundfish	Halfbanded rockfish				
Groundfish	Harlequin rockfish				
Groundfish	Honeycomb rockfish	1	Bottom trawl impacts		
Groundfish	Kelp greenling - California	0	Minimal impacts for nearshore species		
Groundfish	Kelp greenling - Oregon			1	Trawl impacts to rocky habitats
Groundfish	Kelp rockfish				
Groundfish	Leopard shark	0	Minimal impacts for nearshore species		
Groundfish	Lingcod	1	Bottom trawl impacts	1	Trawl impacts to rocky habitats
Groundfish	Longnose skate	1	Bottom trawl impacts	0	Associated with soft bottoms
Groundfish	Longspine thornyhead	1	Bottom trawl impacts	0	Associated with soft bottoms
Groundfish	Mexican rockfish				
Groundfish	Minor Nearshore Rockfishes North				
Groundfish	Minor Nearshore Rockfishes South				
Groundfish	Minor Shelf Rockfishes North				
Groundfish	Minor Shelf Rockfishes South				
Groundfish	Minor Slope Rockfishes North				
Groundfish	Minor Slope Rockfishes South				
Groundfish	Olive rockfish				
Groundfish	Other Flatfishes				
Groundfish	Other Groundfishes				

		Scorable Criteria			
Rubric		Habitat Disturbance - Non-fishing impacts			
Region		Southwest		Northwest	
Theme		Both	Rationale	Both	Rationale
FMP	TOTAL POSSIBLE SCORING	1	xx	1	xx
Groundfish	Curlfin sole				
Groundfish	Darkblotched rockfish	0	Outer shelf/slope habitats less vulnerable	0	Outer shelf/slope habitats less vulnerable
Groundfish	Dover sole	0	Outer shelf/slope habitats less vulnerable	0	Outer shelf/slope habitats less vulnerable
Groundfish	Dusky rockfish				
Groundfish	Dwarf red rockfish				
Groundfish	English sole	1	Estuary habitats	1	Estuary habitats
Groundfish	Flag rockfish	0	Outer shelf/slope habitats less vulnerable		
Groundfish	Flathead sole				
Groundfish	Freckled rockfish				
Groundfish	Gopher rockfish	0	Outer shelf/slope habitats less vulnerable		
Groundfish	Grass rockfish				
Groundfish	Greenblotched rockfish	0	Outer shelf/slope habitats less vulnerable		
Groundfish	Greenspotted rockfish	0	Outer shelf/slope habitats less vulnerable	0	Outer shelf/slope habitats less vulnerable
Groundfish	Greenstriped rockfish	0	Outer shelf/slope habitats less vulnerable	0	Outer shelf/slope habitats less vulnerable
Groundfish	Halfbanded rockfish				
Groundfish	Harlequin rockfish				
Groundfish	Honeycomb rockfish	0	Outer shelf/slope habitats less vulnerable		
Groundfish	Kelp greenling - California	0	Outer shelf/slope habitats less vulnerable		
Groundfish	Kelp greenling - Oregon			1	Nearshore habitats
Groundfish	Kelp rockfish				
Groundfish	Leopard shark	1	Estuary and nearshore habitats		
Groundfish	Lingcod	0	Outer shelf/slope habitats less vulnerable	1	Estuary and nearshore habitats
Groundfish	Longnose skate	0	Outer shelf/slope habitats less vulnerable	0	Outer shelf/slope habitats less vulnerable
Groundfish	Longspine thornyhead	0	Outer shelf/slope habitats less vulnerable	0	Outer shelf/slope habitats less vulnerable
Groundfish	Mexican rockfish				
Groundfish	Minor Nearshore Rockfishes North				
Groundfish	Minor Nearshore Rockfishes South				
Groundfish	Minor Shelf Rockfishes North				
Groundfish	Minor Shelf Rockfishes South				
Groundfish	Minor Slope Rockfishes North				
Groundfish	Minor Slope Rockfishes South				
Groundfish	Olive rockfish				
Groundfish	Other Flatfishes				
Groundfish	Other Groundfishes				

		Scorable Criteria							
Rubric		Habitat Disturbance - Location-based vulnerability				Habitat Disturbance - Vulnerability & recovery			
Region		Southwest		Northwest		Southwest		Northwest	
Theme		Both	Rationale	Both	Rationale	Both	Rationale	Both	Rationale
FMP	TOTAL POSSIBLE SCORING	1	xx	1	xx	1	xx	1	xx
Groundfish	Curlfin sole								
Groundfish	Darkblotched rockfish	1	Rocky habitats	1	Rocky habitats	1	Rocky habitats	1	Rocky habitats
Groundfish	Dover sole	1	Frequent disturbance	0	Outer shelf/slope	0	Soft bottom	0	Soft bottom
Groundfish	Dusky rockfish								
Groundfish	Dwarf red rockfish								
Groundfish	English sole	1	Estuary use	1	Estuary use	1	Estuary use	1	Estuary use
Groundfish	Flag rockfish	1	Rocky habitats			1	Rocky habitats		
Groundfish	Flathead sole								
Groundfish	Freckled rockfish								
Groundfish	Gopher rockfish	1	Nearshore			1	Rocky habitats		
Groundfish	Grass rockfish								
Groundfish	Greenblotched rockfish	1	Rocky habitats			1	Rocky habitats		
Groundfish	Greenspotted rockfish	1	Rocky habitats	1	Rocky habitats	1	Rocky habitats	1	Rocky habitats
Groundfish	Greenstriped rockfish	1	Rocky habitats	1	Rocky habitats	1	Rocky habitats	1	Rocky habitats
Groundfish	Halfbanded rockfish								
Groundfish	Harlequin rockfish								
Groundfish	Honeycomb rockfish	1	Rocky habitats			1	Rocky habitats		
Groundfish	Kelp greenling - California	1	Nearshore/rocky habitats			1	Rocky habitats		
Groundfish	Kelp greenling - Oregon			1	Nearshore/rocky habitats			1	Rocky habitats
Groundfish	Kelp rockfish								
Groundfish	Leopard shark	1	Estuary/nearshore			1	Estuary use		
Groundfish	Lingcod	1	Estuary/nearshore	1	Estuary/nearshore	1	Estuary; rocky habitats	1	Estuary; rocky habitats
Groundfish	Longnose skate	1	Frequent disturbance	0	Outer shelf/slope	0	Soft bottom	0	Soft bottom
Groundfish	Longspine thornyhead	1	Frequent disturbance	0	Outer shelf/slope	0	Soft bottom	0	Soft bottom
Groundfish	Mexican rockfish								
Groundfish	Minor Nearshore Rockfishes North								
Groundfish	Minor Nearshore Rockfishes South								
Groundfish	Minor Shelf Rockfishes North								
Groundfish	Minor Shelf Rockfishes South								
Groundfish	Minor Slope Rockfishes North								
Groundfish	Minor Slope Rockfishes South								
Groundfish	Olive rockfish								
Groundfish	Other Flatfishes								
Groundfish	Other Groundfishes								

		Scorable Criteria					
Rubric		Habitat Disturbance - Rarity				Total Disturbance	
Region		Southwest		Northwest		SW	NW
Theme		Both	Rationale	Both	Rationale	Both	Both
FMP	TOTAL POSSIBLE SCORING	1	xx	1	xx	5	5
Groundfish	Curlfin sole						
Groundfish	Darkblotched rockfish	1	Rock associated	1	Rocky habitats	4	4
Groundfish	Dover sole	0	Soft bottoms	0	Soft bottoms	2	0
Groundfish	Dusky rockfish						
Groundfish	Dwarf red rockfish						
Groundfish	English sole	0	Soft bottoms	1	Estuarine dependent	4	4
Groundfish	Flag rockfish	1	Rock associated			4	
Groundfish	Flathead sole						
Groundfish	Freckled rockfish						
Groundfish	Gopher rockfish	1	Rock associated			3	
Groundfish	Grass rockfish						
Groundfish	Greenblotched rockfish	1	Rock associated			4	
Groundfish	Greenspotted rockfish	1	Rock associated	1	Rocky habitats	4	4
Groundfish	Greenstriped rockfish	0	Mixed habitat use	1	Rocky habitats	3	4
Groundfish	Halfbanded rockfish						
Groundfish	Harlequin rockfish						
Groundfish	Honeycomb rockfish	1	Rock associated			4	
Groundfish	Kelp greenling - California	1	Rock associated			3	
Groundfish	Kelp greenling - Oregon			1	Rocky habitats		5
Groundfish	Kelp rockfish						
Groundfish	Leopard shark	1	Estuary associated			4	
Groundfish	Lingcod	1	Rock associated	1	Rocky habitats; estuarine dependent	4	5
Groundfish	Longnose skate	0	Soft bottoms	0	Soft bottoms	2	0
Groundfish	Longspine thornyhead	0	Soft bottoms	0	Soft bottoms	2	0
Groundfish	Mexican rockfish						
Groundfish	Minor Nearshore Rockfishes North						
Groundfish	Minor Nearshore Rockfishes South						
Groundfish	Minor Shelf Rockfishes North						
Groundfish	Minor Shelf Rockfishes South						
Groundfish	Minor Slope Rockfishes North						
Groundfish	Minor Slope Rockfishes South						
Groundfish	Olive rockfish						
Groundfish	Other Flatfishes						
Groundfish	Other Groundfishes						

		Scorable Criteria			
Rubric		Ecological - Important predator			
Region		Southwest		Northwest	
Theme		Both	Rationale	Both	Rationale
FMP	TOTAL POSSIBLE SCORING	1	xx	1	xx
Groundfish	Curlfin sole				
Groundfish	Darkblotched rockfish	0	Primarily feed on large plankton	0	Primarily feed on large plankton
Groundfish	Dover sole	0	Very low proportion of fish in diet	0	Very low proportion of fish in diet
Groundfish	Dusky rockfish				
Groundfish	Dwarf red rockfish				
Groundfish	English sole	0	Very low proportion of fish in diet	0	Very low proportion of fish in diet
Groundfish	Flag rockfish	0	Wide variety of prey items		
Groundfish	Flathead sole				
Groundfish	Freckled rockfish				
Groundfish	Gopher rockfish	0	Mostly crabs and shrimps		
Groundfish	Grass rockfish				
Groundfish	Greenblotched rockfish	0	Low proportion of fish in diet		
Groundfish	Greenspotted rockfish	0	Low proportion of fish in diet	0	Low proportion of fish in diet
Groundfish	Greenstriped rockfish	0	Low proportion of fish in diet	0	Low proportion of fish in diet
Groundfish	Halfbanded rockfish				
Groundfish	Harlequin rockfish				
Groundfish	Honeycomb rockfish	0	Diet not well known		
Groundfish	Kelp greenling - California	0	Low proportion of fish in diet		
Groundfish	Kelp greenling - Oregon			0	Very low proportion of fish in diet
Groundfish	Kelp rockfish				
Groundfish	Leopard shark	0	Wide variety of prey items		
Groundfish	Lingcod	1	Important fish predator	1	Important fish predator
Groundfish	Longnose skate	1	Important fish predator	1	Important fish predator
Groundfish	Longspine thornyhead	1	Abundant fish predator	0	Low proportion of fish in diet
Groundfish	Mexican rockfish				
Groundfish	Minor Nearshore Rockfishes North				
Groundfish	Minor Nearshore Rockfishes South				
Groundfish	Minor Shelf Rockfishes North				
Groundfish	Minor Shelf Rockfishes South				
Groundfish	Minor Slope Rockfishes North				
Groundfish	Minor Slope Rockfishes South				
Groundfish	Olive rockfish				
Groundfish	Other Flatfishes				
Groundfish	Other Groundfishes				

		Scorable Criteria			
Rubric		Ecological - Important prey			
Region		Southwest		Northwest	
Theme		Both	Rationale	Both	Rationale
FMP	TOTAL POSSIBLE SCORING	1	xx	1	xx
Groundfish	Curlfin sole				
Groundfish	Darkblotched rockfish	0	Forage as juveniles	1	Important forage as juveniles
Groundfish	Dover sole	1	Important in seal diets	1	Important in seal diets
Groundfish	Dusky rockfish				
Groundfish	Dwarf red rockfish				
Groundfish	English sole	0	Less abundant	1	Important in seal diets
Groundfish	Flag rockfish	0	Forage as juveniles		
Groundfish	Flathead sole				
Groundfish	Freckled rockfish				
Groundfish	Gopher rockfish	0	Forage as juveniles		
Groundfish	Grass rockfish				
Groundfish	Greenblotched rockfish	0	Forage as juveniles		
Groundfish	Greenspotted rockfish	0	Forage as juveniles	0	Forage as juveniles
Groundfish	Greenstriped rockfish	0	Forage as juveniles	0	Forage as juveniles
Groundfish	Halfbanded rockfish				
Groundfish	Harlequin rockfish				
Groundfish	Honeycomb rockfish	0	Forage as juveniles		
Groundfish	Kelp greenling - California	0	Forage as juveniles		
Groundfish	Kelp greenling - Oregon			0	Forage as juveniles
Groundfish	Kelp rockfish				
Groundfish	Leopard shark	0	High trophic level		
Groundfish	Lingcod	1	Important forage as juveniles	0	Forage as juveniles
Groundfish	Longnose skate	1	Shark/whale prey	0	High trophic level
Groundfish	Longspine thornyhead	1	Abundant prey item	0	Deep mesopelagic juveniles
Groundfish	Mexican rockfish				
Groundfish	Minor Nearshore Rockfishes North				
Groundfish	Minor Nearshore Rockfishes South				
Groundfish	Minor Shelf Rockfishes North				
Groundfish	Minor Shelf Rockfishes South				
Groundfish	Minor Slope Rockfishes North				
Groundfish	Minor Slope Rockfishes South				
Groundfish	Olive rockfish				
Groundfish	Other Flatfishes				
Groundfish	Other Groundfishes				

		Scorable Criteria			
Rubric		Ecological - High biomass			
Region		Southwest		Northwest	
Theme		Both	Rationale	Both	Rationale
FMP	TOTAL POSSIBLE SCORING	1	xx	1	xx
Groundfish	Curlfin sole				
Groundfish	Darkblotched rockfish	0	Lower abundance	0	Lower abundance
Groundfish	Dover sole	1	Groundfish abundance top quartile	1	Groundfish stocks top quartile
Groundfish	Dusky rockfish				
Groundfish	Dwarf red rockfish				
Groundfish	English sole	0	Lower abundance	1	Groundfish stocks top quartile
Groundfish	Flag rockfish	0	Lower abundance		
Groundfish	Flathead sole				
Groundfish	Freckled rockfish				
Groundfish	Gopher rockfish	0	Lower abundance		
Groundfish	Grass rockfish				
Groundfish	Greenblotched rockfish	0	Lower abundance		
Groundfish	Greenspotted rockfish	0	Lower abundance	0	Lower abundance
Groundfish	Greenstriped rockfish	0	Lower abundance	1	Groundfish stocks top quartile
Groundfish	Halfbanded rockfish				
Groundfish	Harlequin rockfish				
Groundfish	Honeycomb rockfish	0	Lower abundance		
Groundfish	Kelp greenling - California	0	Lower abundance		
Groundfish	Kelp greenling - Oregon			0	Lower abundance
Groundfish	Kelp rockfish				
Groundfish	Leopard shark	0	Lower abundance		
Groundfish	Lingcod	0	Lower abundance	1	Groundfish stocks top quartile
Groundfish	Longnose skate	0	Lower abundance	1	Groundfish stocks top quartile
Groundfish	Longspine thornyhead	1	Groundfish abundance top quartile	1	Groundfish stocks top quartile
Groundfish	Mexican rockfish				
Groundfish	Minor Nearshore Rockfishes North				
Groundfish	Minor Nearshore Rockfishes South				
Groundfish	Minor Shelf Rockfishes North				
Groundfish	Minor Shelf Rockfishes South				
Groundfish	Minor Slope Rockfishes North				
Groundfish	Minor Slope Rockfishes South				
Groundfish	Olive rockfish				
Groundfish	Other Flatfishes				
Groundfish	Other Groundfishes				

		Scorable Criteria			
Rubric		Ecological Importance - Habitat altering			
Region		Southwest		Northwest	
Theme		Both	Rationale	Both	Rationale
FMP	TOTAL POSSIBLE SCORING	1	xx	1	xx
Groundfish	Curlfin sole				
Groundfish	Darkblotched rockfish	0	No significant engineering	0	No significant engineering
Groundfish	Dover sole	0	No significant engineering	1	Sediment excavation
Groundfish	Dusky rockfish				
Groundfish	Dwarf red rockfish				
Groundfish	English sole	0	No significant engineering	1	Sediment excavation
Groundfish	Flag rockfish	0	No significant engineering		
Groundfish	Flathead sole				
Groundfish	Freckled rockfish				
Groundfish	Gopher rockfish	0	No significant engineering		
Groundfish	Grass rockfish				
Groundfish	Greenblotched rockfish	0	No significant engineering		
Groundfish	Greenspotted rockfish	0	No significant engineering	0	No significant engineering
Groundfish	Greenstriped rockfish	0	No significant engineering	0	No significant engineering
Groundfish	Halfbanded rockfish				
Groundfish	Harlequin rockfish				
Groundfish	Honeycomb rockfish	0	No significant engineering		
Groundfish	Kelp greenling - California	0	No significant engineering		
Groundfish	Kelp greenling - Oregon			0	No significant engineering
Groundfish	Kelp rockfish				
Groundfish	Leopard shark	0	No significant engineering		
Groundfish	Lingcod	0	No significant engineering	0	No significant engineering
Groundfish	Longnose skate	0	No significant engineering	1	Sediment excavation
Groundfish	Longspine thornyhead	0	No significant engineering	0	No significant engineering
Groundfish	Mexican rockfish				
Groundfish	Minor Nearshore Rockfishes North				
Groundfish	Minor Nearshore Rockfishes South				
Groundfish	Minor Shelf Rockfishes North				
Groundfish	Minor Shelf Rockfishes South				
Groundfish	Minor Slope Rockfishes North				
Groundfish	Minor Slope Rockfishes South				
Groundfish	Olive rockfish				
Groundfish	Other Flatfishes				
Groundfish	Other Groundfishes				

		Scorable Criteria									
Rubric		Ecological - Historically important					Ecological - Treaty impacts			Total Ecological	
Region		Southwest			Northwest		Northwest only			Southwest	Northwest
Theme		Both	Rationale	Both	Rationale	Both	Rationale	Both	Rationale	Both	Both
FMP	TOTAL POSSIBLE SCORING	1	xx	1	xx	Bonus	xx			5	5
Groundfish	Curlfin sole										
Groundfish	Darkblotched rockfish	0	Smaller unfished biomass	1	Top quartile unfished biomass	0	Less critical in treaty areas			0	2
Groundfish	Dover sole	1	Top quartile unfished biomass	1	Top quartile unfished biomass	1	Critical comp. of treaty areas			3	5
Groundfish	Dusky rockfish										
Groundfish	Dwarf red rockfish										
Groundfish	English sole	1	Top quartile unfished biomass	1	Top quartile unfished biomass	1	Critical comp. of treaty areas			1	5
Groundfish	Flag rockfish	0	Smaller unfished biomass							0	
Groundfish	Flathead sole										
Groundfish	Freckled rockfish										
Groundfish	Gopher rockfish	0	Smaller unfished biomass							0	
Groundfish	Grass rockfish										
Groundfish	Greenblotched rockfish	0	Smaller unfished biomass							0	
Groundfish	Greenspotted rockfish	0	Smaller unfished biomass	0	Smaller unfished biomass	0	Less critical in treaty areas			0	0
Groundfish	Greenstriped rockfish	0	Smaller unfished biomass	0	Smaller unfished biomass	0	Less critical in treaty areas			0	1
Groundfish	Halfbanded rockfish										
Groundfish	Harlequin rockfish										
Groundfish	Honeycomb rockfish	0	Smaller unfished biomass							0	
Groundfish	Kelp greenling - California	0	Smaller unfished biomass							0	
Groundfish	Kelp greenling - Oregon			0	Smaller unfished biomass	1	Critical comp. of treaty areas				1
Groundfish	Kelp rockfish										
Groundfish	Leopard shark	0	Smaller unfished biomass							0	
Groundfish	Lingcod	1	Top quartile unfished biomass	1	Top quartile unfished biomass	1	Critical comp. of treaty areas			3	4
Groundfish	Longnose skate	1	Top quartile unfished biomass	1	Top quartile unfished biomass	0	Less critical in treaty areas			3	4
Groundfish	Longspine thornyhead	1	Top quartile unfished biomass	1	Top quartile unfished biomass	1	Critical comp. of treaty areas			4	3
Groundfish	Mexican rockfish										
Groundfish	Minor Nearshore Rockfishes North										
Groundfish	Minor Nearshore Rockfishes South										
Groundfish	Minor Shelf Rockfishes North										
Groundfish	Minor Shelf Rockfishes South										
Groundfish	Minor Slope Rockfishes North										
Groundfish	Minor Slope Rockfishes South										
Groundfish	Olive rockfish										
Groundfish	Other Flatfishes										
Groundfish	Other Groundfishes										

		Scorable Criteria			
Rubric		Value - Commercial			
Region		Southwest		Northwest	
Theme		Both	Rationale	Both	Rationale
FMP	TOTAL POSSIBLE SCORING	1	xx	1	xx
Groundfish	Curlfin sole				
Groundfish	Darkblotched rockfish	0	Limited commercial value	0	Limited commercial value
Groundfish	Dover sole	1	Ex-vessel revenue > \$500,000	1	Top quartile comm. value
Groundfish	Dusky rockfish				
Groundfish	Dwarf red rockfish				
Groundfish	English sole	0	Limited commercial value	0	Limited commercial value
Groundfish	Flag rockfish	0	Limited commercial value		
Groundfish	Flathead sole				
Groundfish	Freckled rockfish				
Groundfish	Gopher rockfish	0	Limited commercial value		
Groundfish	Grass rockfish				
Groundfish	Greenblotched rockfish	0	Limited commercial value		
Groundfish	Greenspotted rockfish	0	Limited commercial value	0	Limited commercial value
Groundfish	Greenstriped rockfish	0	Limited commercial value	0	Limited commercial value
Groundfish	Halfbanded rockfish				
Groundfish	Harlequin rockfish				
Groundfish	Honeycomb rockfish	0	Limited commercial value		
Groundfish	Kelp greenling - California	0	Limited commercial value		
Groundfish	Kelp greenling - Oregon			0	Limited commercial value
Groundfish	Kelp rockfish				
Groundfish	Leopard shark	0	Limited commercial value		
Groundfish	Lingcod	0	Limited commercial value	1	Top quartile comm. value
Groundfish	Longnose skate	0	Limited commercial value	0	Limited commercial value
Groundfish	Longspine thornyhead	1	Ex-vessel revenue > \$500,000	0	Limited commercial value
Groundfish	Mexican rockfish				
Groundfish	Minor Nearshore Rockfishes North				
Groundfish	Minor Nearshore Rockfishes South				
Groundfish	Minor Shelf Rockfishes North				
Groundfish	Minor Shelf Rockfishes South				
Groundfish	Minor Slope Rockfishes North				
Groundfish	Minor Slope Rockfishes South				
Groundfish	Olive rockfish				
Groundfish	Other Flatfishes				
Groundfish	Other Groundfishes				

		Scorable Criteria			
Rubric		Value - Recreational			
Region		Southwest		Northwest	
Theme		Both	Rationale	Both	Rationale
FMP	TOTAL POSSIBLE SCORING	1	xx	1	xx
Groundfish	Curlfin sole				
Groundfish	Darkblotched rockfish	0	Limited rec. landings	0	Limited rec. landings
Groundfish	Dover sole	0	Limited rec. landings	0	Limited rec. landings
Groundfish	Dusky rockfish				
Groundfish	Dwarf red rockfish				
Groundfish	English sole	0	Limited rec. landings	0	Limited rec. landings
Groundfish	Flag rockfish	0	Limited rec. landings		
Groundfish	Flathead sole				
Groundfish	Freckled rockfish				
Groundfish	Gopher rockfish	1	Top quartile rec. landings		
Groundfish	Grass rockfish				
Groundfish	Greenblotched rockfish	0	Limited rec. landings		
Groundfish	Greenspotted rockfish	1	Top quartile rec. landings	0	Limited rec. landings
Groundfish	Greenstriped rockfish	0	Limited rec. landings	0	Limited rec. landings
Groundfish	Halfbanded rockfish				
Groundfish	Harlequin rockfish				
Groundfish	Honeycomb rockfish	0	Limited rec. landings		
Groundfish	Kelp greenling - California	1	Top quartile rec. landings		
Groundfish	Kelp greenling - Oregon			1	Top quartile rec. landings
Groundfish	Kelp rockfish				
Groundfish	Leopard shark	0	Limited rec. landings		
Groundfish	Lingcod	1	Top quartile rec. landings	1	Top quartile rec. landings
Groundfish	Longnose skate	0	Limited rec. landings	0	Limited rec. landings
Groundfish	Longspine thornyhead	0	Limited rec. landings	0	Limited rec. landings
Groundfish	Mexican rockfish				
Groundfish	Minor Nearshore Rockfishes North				
Groundfish	Minor Nearshore Rockfishes South				
Groundfish	Minor Shelf Rockfishes North				
Groundfish	Minor Shelf Rockfishes South				
Groundfish	Minor Slope Rockfishes North				
Groundfish	Minor Slope Rockfishes South				
Groundfish	Olive rockfish				
Groundfish	Other Flatfishes				
Groundfish	Other Groundfishes				

		Scorable Criteria			
Rubric		Value - Commercial management			
Region		Southwest		Northwest	
Theme		Both	Rationale	Both	Rationale
FMP	TOTAL POSSIBLE SCORING	1	xx	1	xx
Groundfish	Curlfin sole				
Groundfish	Darkblotched rockfish	1	Affected by spatial closures	1	Stock status; spatial mgmt; tribal harvest
Groundfish	Dover sole	0	No significant mgmt issues	1	Significant tribal harvest
Groundfish	Dusky rockfish				
Groundfish	Dwarf red rockfish				
Groundfish	English sole	0	No significant mgmt issues	1	Significant tribal harvest
Groundfish	Flag rockfish	1	Affected by spatial closures		
Groundfish	Flathead sole				
Groundfish	Freckled rockfish				
Groundfish	Gopher rockfish	1	Affected by spatial closures		
Groundfish	Grass rockfish				
Groundfish	Greenblotched rockfish	1	Affected by spatial closures		
Groundfish	Greenspotted rockfish	1	Affected by spatial closures	0	No significant mgmt issues
Groundfish	Greenstriped rockfish	1	Affected by spatial closures	0	No significant mgmt issues
Groundfish	Halfbanded rockfish				
Groundfish	Harlequin rockfish				
Groundfish	Honeycomb rockfish	1	Affected by spatial closures		
Groundfish	Kelp greenling - California	1	Affected by spatial closures		
Groundfish	Kelp greenling - Oregon			0	No significant mgmt issues
Groundfish	Kelp rockfish				
Groundfish	Leopard shark	0	No significant mgmt issues		
Groundfish	Lingcod	1	Affected by spatial closures	1	Significant tribal harvest
Groundfish	Longnose skate	0	No significant mgmt issues	1	Significant tribal harvest
Groundfish	Longspine thornyhead	0	No significant mgmt issues	1	Significant tribal harvest
Groundfish	Mexican rockfish				
Groundfish	Minor Nearshore Rockfishes North				
Groundfish	Minor Nearshore Rockfishes South				
Groundfish	Minor Shelf Rockfishes North				
Groundfish	Minor Shelf Rockfishes South				
Groundfish	Minor Slope Rockfishes North				
Groundfish	Minor Slope Rockfishes South				
Groundfish	Olive rockfish				
Groundfish	Other Flatfishes				
Groundfish	Other Groundfishes				

		Scorable Criteria			
Rubric		Value - Recreational management			
Region		Southwest		Northwest	
Theme		Both	Rationale	Both	Rationale
FMP	TOTAL POSSIBLE SCORING	1	xx	1	xx
Groundfish	Curlfin sole				
Groundfish	Darkblotched rockfish	0	No recreational fishery	0	No recreational fishery
Groundfish	Dover sole	0	No significant mgmt issues	1	Tribal subsistence harvest
Groundfish	Dusky rockfish				
Groundfish	Dwarf red rockfish				
Groundfish	English sole	0	No significant mgmt issues	1	Tribal subsistence harvest
Groundfish	Flag rockfish	1	Affected by spatial closures		
Groundfish	Flathead sole				
Groundfish	Freckled rockfish				
Groundfish	Gopher rockfish	1	Affected by spatial closures		
Groundfish	Grass rockfish				
Groundfish	Greenblotched rockfish	1	Affected by spatial closures		
Groundfish	Greenspotted rockfish	1	Affected by spatial closures	0	No significant mgmt issues
Groundfish	Greenstriped rockfish	0	No significant mgmt issues	0	No significant mgmt issues
Groundfish	Halfbanded rockfish				
Groundfish	Harlequin rockfish				
Groundfish	Honeycomb rockfish	1	Affected by spatial closures		
Groundfish	Kelp greenling - California	1	Affected by spatial closures		
Groundfish	Kelp greenling - Oregon			1	Tribal subsistence harvest
Groundfish	Kelp rockfish				
Groundfish	Leopard shark	1	Affected by spatial closures		
Groundfish	Lingcod	1	Affected by spatial closures	1	Temporal nesting restrictions; subsistence harvest
Groundfish	Longnose skate	0	No significant mgmt issues	1	Tribal subsistence harvest
Groundfish	Longspine thornyhead	0	No significant mgmt issues	0	No significant mgmt issues
Groundfish	Mexican rockfish				
Groundfish	Minor Nearshore Rockfishes North				
Groundfish	Minor Nearshore Rockfishes South				
Groundfish	Minor Shelf Rockfishes North				
Groundfish	Minor Shelf Rockfishes South				
Groundfish	Minor Slope Rockfishes North				
Groundfish	Minor Slope Rockfishes South				
Groundfish	Olive rockfish				
Groundfish	Other Flatfishes				
Groundfish	Other Groundfishes				

		Scorable Criteria						Prioritization Scores			
Rubric		Value - Social				Total Value		Habitat for stock asmt		EFH science	
Region		Southwest		Northwest		Southwest	Northwest	SW	NW	SW	NW
Theme		Both	Rationale	Both	Rationale	Both	Both	SA	SA	EFH	EFH
FMP	TOTAL POSSIBLE SCORING	1	xx	1	xx	5	5	35	35	35	35
Groundfish	Curlfin sole										
Groundfish	Darkblotched rockfish	1	Targeted stock	1	Historical fishery	2	2	23	25	23	25
Groundfish	Dover sole	1	Targeted stock	1	Important fishery component	2	4		17	17	17
Groundfish	Dusky rockfish										
Groundfish	Dwarf red rockfish										
Groundfish	English sole	1	Targeted stock	1	Important fishery component	1	3	16	25	16	24
Groundfish	Flag rockfish	0	Lower relative value			2				21	
Groundfish	Flathead sole										
Groundfish	Freckled rockfish										
Groundfish	Gopher rockfish	1	Targeted stock			4		16		19	
Groundfish	Grass rockfish										
Groundfish	Greenblotched rockfish	0	Lower relative value			2				21	
Groundfish	Greenspotted rockfish	1	Targeted stock	0	Lower relative value	4	0		17	21	17
Groundfish	Greenstriped rockfish	1	Targeted stock	0	Lower relative value	2	0		15	17	15
Groundfish	Halfbanded rockfish										
Groundfish	Harlequin rockfish										
Groundfish	Honeycomb rockfish	0	Lower relative value			2				19	
Groundfish	Kelp greenling - California	1	Targeted stock			4		12		15	
Groundfish	Kelp greenling - Oregon			1	Tribal cultural value		3		14		15
Groundfish	Kelp rockfish										
Groundfish	Leopard shark	1	Targeted stock			2				19	
Groundfish	Lingcod	1	Targeted stock	1	Tribal cultural value	4	5		26	21	26
Groundfish	Longnose skate	1	Targeted stock	1	Tribal cultural value	1	3	14	14	14	13
Groundfish	Longspine thornyhead	1	Targeted stock	1	Important fishery component	2	2	18	13	18	13
Groundfish	Mexican rockfish										
Groundfish	Minor Nearshore Rockfishes North										
Groundfish	Minor Nearshore Rockfishes South										
Groundfish	Minor Shelf Rockfishes North										
Groundfish	Minor Shelf Rockfishes South										
Groundfish	Minor Slope Rockfishes North										
Groundfish	Minor Slope Rockfishes South										
Groundfish	Olive rockfish										
Groundfish	Other Flatfishes										
Groundfish	Other Groundfishes										

		Filter Criteria							
Rubric		FSSI/FMC priority?				Benefit stock asmt?			
Region		Northwest		Southwest		Northwest		Southwest	
Theme		Both	Rationale	Both	Rationale	SA	Rationale	SA	Rationale
FMP	TOTAL POSSIBLE SCORING	Pass	xx	Pass	xx	Pass	xx	Pass	xx
Groundfish	Pacific cod	Pass	Included in FSSI	NA	Insignificant landings	No	Unlikely to be assessed		
Groundfish	Pacific flatnose	No	Not an FMC priority	NA	Insignificant landings				
Groundfish	Pacific grenadier	Pass	Included in FSSI	Pass	Included in FSSI	Pass	Asmt planned	No	Unlikely to be assessed
Groundfish	Pacific hake	Pass	Included in FSSI	Pass	Included in FSSI	Pass	Asmt planned	Pass	Asmt planned
Groundfish	Pacific ocean perch	Pass	Included in FSSI	Pass	Included in FSSI	Pass	Asmt planned	Pass	Asmt planned
Groundfish	Pacific sanddab	Pass	Included in FSSI	Pass	Included in FSSI	Pass	Recently assessed	Pass	Asmt planned
Groundfish	Petrale sole	Pass	Included in FSSI	Pass	Included in FSSI	Pass	Recently assessed	Pass	Asmt planned
Groundfish	Pink rockfish	NA	Insignificant landings	Pass	High vulnerability			No	Unlikely to be assessed
Groundfish	Pinkrose rockfish	NA	Insignificant landings	No	Not an FMC priority				
Groundfish	Puget Sound rockfish	No	Not listed in FMP	NA	Distribution				
Groundfish	Pygmy rockfish	No	Not an FMC priority	No	Not an FMC priority				
Groundfish	Quillback rockfish	Pass	High vulnerability	Pass	High vulnerability	No	Unlikely to be assessed	No	Unlikely to be assessed
Groundfish	Redbanded rockfish	Pass	High vulnerability	Pass	High vulnerability	No	Unlikely to be assessed	No	Unlikely to be assessed
Groundfish	Redstripe rockfish	Pass	High vulnerability	NA	Insignificant landings	No	Unlikely to be assessed		
Groundfish	Rex sole	Pass	Included in FSSI	Pass	Included in FSSI	Pass	Recently assessed	Pass	Asmt planned
Groundfish	Rock greenling	No	Not listed in FMP	NA	Insignificant landings				
Groundfish	Rock sole	No	Not an FMC priority	No	Not an FMC priority				
Groundfish	Rosethorn rockfish	Pass	High vulnerability	Pass	High vulnerability	No	Unlikely to be assessed	No	Unlikely to be assessed
Groundfish	Rosy rockfish	NA	Insignificant landings	No	Not an FMC priority				
Groundfish	Rougheye rockfish	Pass	Included in FSSI	NA	Insignificant landings	Pass	Recently assessed		
Groundfish	Sablefish	Pass	Included in FSSI	Pass	Included in FSSI	Pass	Asmt planned	Pass	Asmt planned
Groundfish	Sand sole	Pass	Included in FSSI	Pass	Included in FSSI	No	Unlikely to be assessed	No	Unlikely to be assessed
Groundfish	Sharpchin rockfish	Pass	High vulnerability	Pass	High vulnerability	Pass	Recently assessed	Pass	Asmt planned
Groundfish	Shortbelly rockfish	Pass	Included in FSSI	Pass	Included in FSSI	Pass	Asmt overdue	Pass	Asmt overdue
Groundfish	Shortraker rockfish	Pass	High vulnerability	NA	Insignificant landings	No	Unlikely to be assessed		
Groundfish	Shortspine thornyhead	Pass	Included in FSSI	Pass	Included in FSSI	Pass	Recently assessed	Pass	Asmt planned
Groundfish	Silvergray rockfish	Pass	High vulnerability	NA	Insignificant landings	No	Unlikely to be assessed		
Groundfish	Speckled rockfish	NA	Insignificant landings	Pass	High vulnerability			No	Unlikely to be assessed
Groundfish	Splitnose rockfish	Pass	Included in FSSI	Pass	Included in FSSI	Pass	Asmt planned	No	Unlikely to be assessed
Groundfish	Spotted ratfish	No	Not an FMC priority	No	Not an FMC priority				
Groundfish	Spotted spiny dogfish	Pass	Included in FSSI	NA	Insignificant landings	Pass	Asmt planned		
Groundfish	Squarespot rockfish	NA	Insignificant landings	No	Not an FMC priority				
Groundfish	Starry flounder	Pass	Included in FSSI	Pass	Included in FSSI	Pass	Asmt planned	Pass	Asmt overdue
Groundfish	Starry rockfish	NA	Insignificant landings	Pass	High vulnerability			No	Unlikely to be assessed

		Filter Criteria				Scorable Criteria			
Rubric		Inform EFH science?				Benefits to stock asmt			
Region		Northwest		Southwest		Southwest		Northwest	
Theme		EFH	Rationale	EFH	Rationale	SA	Rationale	SA	Rationale
FMP	TOTAL POSSIBLE SCORING	Pass	xx	Pass	xx	5	xx	5	xx
Groundfish	Pacific cod	Pass	All stocks pass						
Groundfish	Pacific flatnose								
Groundfish	Pacific grenadier	Pass	All stocks pass	Pass	All stocks pass			3	Limited information at proper spatial scales
Groundfish	Pacific hake	Pass	All stocks pass	Pass	All stocks pass	4	Asmt uses survey data	4	Sampled in acoustic survey
Groundfish	Pacific ocean perch	Pass	All stocks pass	Pass	All stocks pass	4	Asmt uses survey data	4	Affinity to untrawlable habitats, current research
Groundfish	Pacific sanddab	Pass	All stocks pass	Pass	All stocks pass	4	Asmt uses survey data	3	Well-sampled in surveys
Groundfish	Petrale sole	Pass	All stocks pass	Pass	All stocks pass	4	Asmt uses survey data	4	Current research on species-habitat associations
Groundfish	Pink rockfish			Pass	All stocks pass				
Groundfish	Pinkrose rockfish								
Groundfish	Puget Sound rockfish								
Groundfish	Pygmy rockfish								
Groundfish	Quillback rockfish	Pass	All stocks pass	Pass	All stocks pass				
Groundfish	Redbanded rockfish	Pass	All stocks pass	Pass	All stocks pass				
Groundfish	Redstripe rockfish	Pass	All stocks pass						
Groundfish	Rex sole	Pass	All stocks pass	Pass	All stocks pass	4	Asmt uses survey data	3	Well-sampled in surveys
Groundfish	Rock greenling								
Groundfish	Rock sole								
Groundfish	Rosethorn rockfish	Pass	All stocks pass	Pass	All stocks pass				
Groundfish	Rosy rockfish								
Groundfish	Rougheye rockfish	Pass	All stocks pass					3	Well-sampled in surveys
Groundfish	Sablefish	Pass	All stocks pass	Pass	All stocks pass	4	Asmt uses survey data	5	Environmental data available
Groundfish	Sand sole	Pass	All stocks pass	Pass	All stocks pass				
Groundfish	Sharpchin rockfish	Pass	All stocks pass	Pass	All stocks pass	4	Asmt uses survey data	3	Asmt uses survey data
Groundfish	Shortbelly rockfish	Pass	All stocks pass	Pass	All stocks pass	4	Asmt uses survey data	1	Not sampled in trawl survey
Groundfish	Shortraker rockfish	Pass	All stocks pass						
Groundfish	Shortspine thornyhead	Pass	All stocks pass	Pass	All stocks pass	4	Asmt uses survey data	4	Current research on species-habitat associations
Groundfish	Silvergray rockfish	Pass	All stocks pass						
Groundfish	Speckled rockfish			Pass	All stocks pass				
Groundfish	Splitnose rockfish	Pass	All stocks pass	Pass	All stocks pass			4	Current research on species-habitat associations
Groundfish	Spotted ratfish								
Groundfish	Spotted spiny dogfish	Pass	All stocks pass					3	Well-sampled in surveys
Groundfish	Squarespot rockfish								
Groundfish	Starry flounder	Pass	All stocks pass	Pass	All stocks pass	1	No survey index available	1	Not sampled in trawl survey
Groundfish	Starry rockfish			Pass	All stocks pass				

		Scorable Criteria			
Rubric		Likely to advance EFH			
Region		Southwest		Northwest	
Theme		EFH	Rationale	EFH	Rationale
FMP	TOTAL POSSIBLE SCORING	5	xx	5	xx
Groundfish	Pacific cod			2	Information availability limits ability to increase EFH level in near term
Groundfish	Pacific flatnose				
Groundfish	Pacific grenadier	4	All groundfish likely to increase EFH levels	2	Information availability limits ability to increase EFH level in near term
Groundfish	Pacific hake	4	All groundfish likely to increase EFH levels	4	Possibility of developing coastwide maps of probability of occurrence
Groundfish	Pacific ocean perch	4	All groundfish likely to increase EFH levels	4	Possibility of developing coastwide maps of probability of occurrence
Groundfish	Pacific sanddab	4	All groundfish likely to increase EFH levels	2	Information availability limits ability to increase EFH level in near term
Groundfish	Petrale sole	4	All groundfish likely to increase EFH levels	4	Possibility of developing coastwide maps of probability of occurrence
Groundfish	Pink rockfish	4	All groundfish likely to increase EFH levels		
Groundfish	Pinkrose rockfish				
Groundfish	Puget Sound rockfish				
Groundfish	Pygmy rockfish				
Groundfish	Quillback rockfish	4	All groundfish likely to increase EFH levels	2	Information availability limits ability to increase EFH level in near term
Groundfish	Redbanded rockfish	4	All groundfish likely to increase EFH levels	2	Information availability limits ability to increase EFH level in near term
Groundfish	Redstripe rockfish			2	Information availability limits ability to increase EFH level in near term
Groundfish	Rex sole	4	All groundfish likely to increase EFH levels	2	Information availability limits ability to increase EFH level in near term
Groundfish	Rock greenling				
Groundfish	Rock sole				
Groundfish	Rosethorn rockfish	4	All groundfish likely to increase EFH levels	2	Information availability limits ability to increase EFH level in near term
Groundfish	Rosy rockfish				
Groundfish	Rougheye rockfish			2	Information availability limits ability to increase EFH level in near term
Groundfish	Sablefish	4	All groundfish likely to increase EFH levels	4	Possibility of developing coastwide maps of probability of occurrence
Groundfish	Sand sole	4	All groundfish likely to increase EFH levels	2	Information availability limits ability to increase EFH level in near term
Groundfish	Sharpchin rockfish	4	All groundfish likely to increase EFH levels	2	Information availability limits ability to increase EFH level in near term
Groundfish	Shortbelly rockfish	4	All groundfish likely to increase EFH levels	2	Information availability limits ability to increase EFH level in near term
Groundfish	Shortraker rockfish			2	Information availability limits ability to increase EFH level in near term
Groundfish	Shortspine thornyhead	4	All groundfish likely to increase EFH levels	4	Possibility of developing coastwide maps of probability of occurrence
Groundfish	Silvergray rockfish			2	Information availability limits ability to increase EFH level in near term
Groundfish	Speckled rockfish	4	All groundfish likely to increase EFH levels		
Groundfish	Splitnose rockfish	4	All groundfish likely to increase EFH levels	4	Possibility of developing coastwide maps of probability of occurrence
Groundfish	Spotted ratfish				
Groundfish	Spotted spiny dogfish			2	Information availability limits ability to increase EFH level in near term
Groundfish	Squarespot rockfish				
Groundfish	Starry flounder	4	All groundfish likely to increase EFH levels	2	Information availability limits ability to increase EFH level in near term
Groundfish	Starry rockfish	4	All groundfish likely to increase EFH levels		

		Scorable Criteria			
Rubric		Fishery status			
Region		Southwest		Northwest	
Theme		Both	Rationale	Both	Rationale
FMP	TOTAL POSSIBLE SCORING	5	xx	5	xx
Groundfish	Pacific cod			0	No evidence suggests vulnerability
Groundfish	Pacific flatnose				
Groundfish	Pacific grenadier	0	No evidence suggests vulnerability	0	No evidence suggests vulnerability
Groundfish	Pacific hake	2	Fully exploited	2	Fully exploited
Groundfish	Pacific ocean perch	5	Overfished	5	Overfished
Groundfish	Pacific sanddab	0	No evidence suggests vulnerability	0	Recent asmt indicates healthy status
Groundfish	Petrale sole	5	Rebuilding	5	Rebuilding
Groundfish	Pink rockfish	1	High vulnerability		
Groundfish	Pinkrose rockfish				
Groundfish	Puget Sound rockfish				
Groundfish	Pygmy rockfish				
Groundfish	Quillback rockfish	1	High vulnerability	1	High vulnerability
Groundfish	Redbanded rockfish	1	High vulnerability	1	High vulnerability
Groundfish	Redstripe rockfish			1	High vulnerability
Groundfish	Rex sole	0	No evidence suggests vulnerability	0	Recent asmt indicates healthy status
Groundfish	Rock greenling				
Groundfish	Rock sole				
Groundfish	Rosethorn rockfish	1	High vulnerability	1	High vulnerability
Groundfish	Rosy rockfish				
Groundfish	Rougheye rockfish			1	High vulnerability
Groundfish	Sablefish	2	Fully exploited	2	Fully exploited
Groundfish	Sand sole	0	No evidence suggests vulnerability	0	No evidence suggests vulnerability
Groundfish	Sharpchin rockfish	1	High vulnerability	1	High vulnerability
Groundfish	Shortbelly rockfish	0	No evidence suggests vulnerability	0	No evidence suggests vulnerability
Groundfish	Shortraker rockfish			1	High vulnerability
Groundfish	Shortspine thornyhead	0	No evidence suggests vulnerability	0	Recent asmt indicates healthy status
Groundfish	Silvergray rockfish			1	High vulnerability
Groundfish	Speckled rockfish	1	High vulnerability		
Groundfish	Splitnose rockfish	0	No evidence suggests vulnerability	0	No evidence suggests vulnerability
Groundfish	Spotted ratfish				
Groundfish	Spotted spiny dogfish			1	High vulnerability
Groundfish	Squarespot rockfish				
Groundfish	Starry flounder	0	No evidence suggests vulnerability	0	No evidence suggests vulnerability
Groundfish	Starry rockfish	1	High vulnerability		

		Scorable Criteria			
Rubric		FMC priority			
Region		Southwest		Northwest	
Theme		Both	Rationale	Both	Rationale
FMP	TOTAL POSSIBLE SCORING	5	xx	5	xx
Groundfish	Pacific cod			3	Low vulnerability, of particular concern to tribes
Groundfish	Pacific flatnose				
Groundfish	Pacific grenadier	3	Medium vulnerability	5	Medium vulnerability, planned asmt
Groundfish	Pacific hake	3	Low vulnerability, recent/planned asmt	5	Low vulnerability, annual asmt, of particular concern to tribes
Groundfish	Pacific ocean perch	5	Overfished, recent/planned asmt	3	Low vulnerability, planned asmt
Groundfish	Pacific sanddab	3	Low vulnerability, recent/planned asmt	3	Low vulnerability, recent asmt
Groundfish	Petrale sole	5	Medium vulnerability, recent/planned asmt	5	Medium vulnerability, recent asmt, of particular concern to tribes
Groundfish	Pink rockfish	5	High vulnerability		
Groundfish	Pinkrose rockfish				
Groundfish	Puget Sound rockfish				
Groundfish	Pygmy rockfish				
Groundfish	Quillback rockfish	5	High vulnerability	5	High vulnerability
Groundfish	Redbanded rockfish	5	High vulnerability	5	High vulnerability
Groundfish	Redstripe rockfish			5	High vulnerability
Groundfish	Rex sole	3	Low vulnerability, recent/planned asmt	3	Low vulnerability, recent asmt
Groundfish	Rock greenling				
Groundfish	Rock sole				
Groundfish	Rosethorn rockfish	5	High vulnerability	5	High vulnerability
Groundfish	Rosy rockfish				
Groundfish	Rougheye rockfish			5	High vulnerability
Groundfish	Sablefish	3	Low vulnerability, recent/planned asmt	5	Low vulnerability, planned asmt, of particular concern to tribes
Groundfish	Sand sole	1	Low vulnerability	1	Low vulnerability
Groundfish	Sharpchin rockfish	5	High vulnerability	5	High vulnerability
Groundfish	Shortbelly rockfish	1	Low vulnerability	1	Low vulnerability
Groundfish	Shortraker rockfish			5	High vulnerability
Groundfish	Shortspine thornyhead	5	Medium vulnerability, recent/planned asmt	5	Medium vulnerability, recent asmt
Groundfish	Silvergray rockfish			5	High vulnerability
Groundfish	Speckled rockfish	5	High vulnerability		
Groundfish	Splitnose rockfish	5	Medium vulnerability, recent/planned asmt	3	Medium vulnerability
Groundfish	Spotted ratfish				
Groundfish	Spotted spiny dogfish			5	High vulnerability
Groundfish	Squarespot rockfish				
Groundfish	Starry flounder	1	Low vulnerability	1	Low vulnerability
Groundfish	Starry rockfish	5	High vulnerability		

		Scorable Criteria			
Rubric		Habitat dependence			
Region		Southwest		Northwest	
Theme		Both	Rationale	Both	Rationale
FMP	TOTAL POSSIBLE SCORING	5	xx	5	xx
Groundfish	Pacific cod			1	Widely distributed
Groundfish	Pacific flatnose				
Groundfish	Pacific grenadier	1	Widely distributed	1	Widely distributed
Groundfish	Pacific hake	1	Widely distributed	1	Widely distributed
Groundfish	Pacific ocean perch	3	Less associated with high relief	3	Less associated with high relief
Groundfish	Pacific sanddab	5	Estuary use	5	Estuary use
Groundfish	Petrale sole	3	Utilizes specific soft bottom habitats	1	Widely distributed
Groundfish	Pink rockfish	5	Closely assoc. with high relief		
Groundfish	Pinkrose rockfish				
Groundfish	Puget Sound rockfish				
Groundfish	Pygmy rockfish				
Groundfish	Quillback rockfish	5	Closely assoc. with high relief	5	Closely assoc. with high relief
Groundfish	Redbanded rockfish	5	Closely assoc. with high relief	3	Less associated with high relief
Groundfish	Redstripe rockfish			3	Less associated with high relief
Groundfish	Rex sole	3	Utilizes specific soft bottom habitats	1	Widely distributed
Groundfish	Rock greenling				
Groundfish	Rock sole				
Groundfish	Rosethorn rockfish	3	Less associated with high relief	3	Less associated with high relief
Groundfish	Rosy rockfish				
Groundfish	Rougheye rockfish			3	Less associated with high relief
Groundfish	Sablefish	1	Widely distributed	3	Neustonic larvae
Groundfish	Sand sole	5	Estuary use	3	Prefers nearshore, shallow water habitats
Groundfish	Sharpchin rockfish	3	Less associated with high relief	3	Less associated with high relief
Groundfish	Shortbelly rockfish	1	Midwater schooling species	1	Midwater schooling species
Groundfish	Shortraker rockfish			3	Less associated with high relief
Groundfish	Shortspine thornyhead	3	Less associated with high relief	1	Widely distributed
Groundfish	Silvergray rockfish			5	Closely assoc. with high relief
Groundfish	Speckled rockfish	3	Less associated with high relief		
Groundfish	Splitnose rockfish	1	Widely distributed	3	Less associated with high relief
Groundfish	Spotted ratfish				
Groundfish	Spotted spiny dogfish			1	Widely distributed
Groundfish	Squarespot rockfish				
Groundfish	Starry flounder	1	Widely distributed	5	Estuary use
Groundfish	Starry rockfish	5	Closely assoc. with high relief, biogenic habitats		

		Scorable Criteria			
Rubric		Habitat Disturbance - Fishing impacts			
Region		Southwest		Northwest	
Theme		Both	Rationale	Both	Rationale
FMP	TOTAL POSSIBLE SCORING	1	xx	1	xx
Groundfish	Pacific cod			0	Associated with soft bottoms
Groundfish	Pacific flatnose				
Groundfish	Pacific grenadier	0	Limited impacts for benthopelagic species	0	Associated with soft bottoms
Groundfish	Pacific hake	0	Limited impacts for benthopelagic species	0	Limited impacts for benthopelagic species
Groundfish	Pacific ocean perch	1	Bottom trawl impacts	1	Trawl impacts to rocky habitats
Groundfish	Pacific sanddab	1	Bottom trawl impacts	0	Associated with soft bottoms
Groundfish	Petrale sole	1	Bottom trawl impacts	0	Associated with soft bottoms
Groundfish	Pink rockfish	1	Bottom trawl impacts		
Groundfish	Pinkrose rockfish				
Groundfish	Puget Sound rockfish				
Groundfish	Pygmy rockfish				
Groundfish	Quillback rockfish	0	Minimal impacts for nearshore species	0	Not impacted by commercial fishing gear
Groundfish	Redbanded rockfish	1	Bottom trawl impacts	1	Trawl impacts to rocky habitats
Groundfish	Redstripe rockfish			1	Trawl impacts to rocky habitats
Groundfish	Rex sole	1	Bottom trawl impacts	0	Associated with soft bottoms
Groundfish	Rock greenling				
Groundfish	Rock sole				
Groundfish	Rosethorn rockfish	1	Bottom trawl impacts	1	Trawl impacts to rocky habitats
Groundfish	Rosy rockfish				
Groundfish	Rougheye rockfish			1	Trawl impacts to rocky habitats
Groundfish	Sablefish	1	Bottom trawl impacts	0	Associated with soft bottoms
Groundfish	Sand sole	1	Bottom trawl impacts	0	Associated with soft bottoms
Groundfish	Sharpchin rockfish	1	Bottom trawl impacts	1	Trawl impacts to rocky habitats
Groundfish	Shortbelly rockfish	1	Bottom trawl impacts	0	Midwater distribution
Groundfish	Shortraker rockfish			1	Trawl impacts to rocky habitats
Groundfish	Shortspine thornyhead	1	Bottom trawl impacts	0	Associated with soft bottoms
Groundfish	Silvergray rockfish			0	Limited impacts from fixed gear over untrawable habitats
Groundfish	Speckled rockfish	1	Bottom trawl impacts		
Groundfish	Splitnose rockfish	1	Bottom trawl impacts	1	Trawl impacts to rocky habitats
Groundfish	Spotted ratfish				
Groundfish	Spotted spiny dogfish			0	Associated with soft bottoms
Groundfish	Squarespot rockfish				
Groundfish	Starry flounder	1	Bottom trawl impacts	0	Not impacted by commercial fishing gear
Groundfish	Starry rockfish	1	Bottom trawl impacts		

		Scorable Criteria			
Rubric		Habitat Disturbance - Non-fishing impacts			
Region		Southwest		Northwest	
Theme		Both	Rationale	Both	Rationale
FMP	TOTAL POSSIBLE SCORING	1	xx	1	xx
Groundfish	Pacific cod			0	Outer shelf/slope habitats less vulnerable
Groundfish	Pacific flatnose				
Groundfish	Pacific grenadier	0	Outer shelf/slope habitats less vulnerable	0	Outer shelf/slope habitats less vulnerable
Groundfish	Pacific hake	0	Outer shelf/slope habitats less vulnerable	0	Outer shelf/slope habitats less vulnerable
Groundfish	Pacific ocean perch	0	Outer shelf/slope habitats less vulnerable	0	Outer shelf/slope habitats less vulnerable
Groundfish	Pacific sanddab	1	Estuary habitats	1	Estuary habitats
Groundfish	Petrale sole	0	Outer shelf/slope habitats less vulnerable	0	Outer shelf/slope habitats less vulnerable
Groundfish	Pink rockfish	0	Outer shelf/slope habitats less vulnerable		
Groundfish	Pinkrose rockfish				
Groundfish	Puget Sound rockfish				
Groundfish	Pygmy rockfish				
Groundfish	Quillback rockfish	0	Outer shelf/slope habitats less vulnerable	1	Nearshore habitats
Groundfish	Redbanded rockfish	0	Outer shelf/slope habitats less vulnerable	0	Outer shelf/slope habitats less vulnerable
Groundfish	Redstripe rockfish			0	Outer shelf/slope habitats less vulnerable
Groundfish	Rex sole	0	Outer shelf/slope habitats less vulnerable	0	Outer shelf/slope habitats less vulnerable
Groundfish	Rock greenling				
Groundfish	Rock sole				
Groundfish	Rosethorn rockfish	0	Outer shelf/slope habitats less vulnerable	0	Outer shelf/slope habitats less vulnerable
Groundfish	Rosy rockfish				
Groundfish	Rougheyeye rockfish			0	Outer shelf/slope habitats less vulnerable
Groundfish	Sablefish	0	Outer shelf/slope habitats less vulnerable	0	Outer shelf/slope habitats less vulnerable
Groundfish	Sand sole	1	Nearshore habitats	1	Nearshore habitats
Groundfish	Sharpchin rockfish	0	Outer shelf/slope habitats less vulnerable	0	Outer shelf/slope habitats less vulnerable
Groundfish	Shortbelly rockfish	0	Offshore pelagic habitats less vulnerable	0	Offshore pelagic habitats less vulnerable
Groundfish	Shortraker rockfish			0	Outer shelf/slope habitats less vulnerable
Groundfish	Shortspine thornyhead	0	Outer shelf/slope habitats less vulnerable	0	Outer shelf/slope habitats less vulnerable
Groundfish	Silvergray rockfish			0	Outer shelf/slope habitats less vulnerable
Groundfish	Speckled rockfish	0	Outer shelf/slope habitats less vulnerable		
Groundfish	Splitnose rockfish	0	Outer shelf/slope habitats less vulnerable	0	Outer shelf/slope habitats less vulnerable
Groundfish	Spotted ratfish				
Groundfish	Spotted spiny dogfish			1	Estuary and nearshore habitats
Groundfish	Squarespot rockfish				
Groundfish	Starry flounder	1	Estuary and nearshore habitats	1	Estuary and nearshore habitats
Groundfish	Starry rockfish	0	Outer shelf/slope habitats less vulnerable		

Scorable Criteria									
Rubric		Habitat Disturbance - Location-based vulnerability				Habitat Disturbance - Vulnerability & recovery			
Region		Southwest		Northwest		Southwest		Northwest	
Theme		Both	Rationale	Both	Rationale	Both	Rationale	Both	Rationale
FMP	TOTAL POSSIBLE SCORING	1	xx	1	xx	1	xx	1	xx
Groundfish	Pacific cod			0	Outer shelf/slope			0	Soft bottom
Groundfish	Pacific flatnose								
Groundfish	Pacific grenadier	0	Deep distribution	0	Outer shelf/slope	0	Soft bottom	0	Soft bottom
Groundfish	Pacific hake	0	Benthopelagic	0	Outer shelf/slope	0	Soft bottom	0	Soft bottom
Groundfish	Pacific ocean perch	1	Rocky habitats	1	Rocky habitats	1	Rocky habitats	1	Rocky habitats
Groundfish	Pacific sanddab	1	Estuary use	1	Estuary use	0	Soft bottom	1	Estuary use
Groundfish	Petrable sole	1	Frequent disturbance	0	Outer shelf/slope	0	Soft bottom	0	Soft bottom
Groundfish	Pink rockfish	1	Rocky habitats			1	Rocky habitats		
Groundfish	Pinkrose rockfish								
Groundfish	Puget Sound rockfish								
Groundfish	Pygmy rockfish								
Groundfish	Quillback rockfish	1	Nearshore	1	Nearshore	1	Rocky habitats	1	Rocky habitats
Groundfish	Redbanded rockfish	1	Rocky habitats	1	Rocky habitats	1	Rocky habitats	1	Rocky habitats
Groundfish	Redstripe rockfish			1	Rocky habitats			1	Rocky habitats
Groundfish	Rex sole	1	Frequent disturbance	0	Outer shelf/slope	0	Soft bottom	0	Soft bottom
Groundfish	Rock greenling								
Groundfish	Rock sole								
Groundfish	Rosethorn rockfish	1	Rocky habitats	1	Rocky habitats	1	Rocky habitats	1	Rocky habitats
Groundfish	Rosy rockfish								
Groundfish	Rougheyeye rockfish			1	Rocky habitats			1	Rocky habitats
Groundfish	Sablefish	1	Frequent disturbance	0	Outer shelf/slope	0	Soft bottom	0	Soft bottom
Groundfish	Sand sole	1	Nearshore	1	Nearshore	0	Soft bottom	1	Nearshore
Groundfish	Sharpchin rockfish	1	Rocky habitats	1	Rocky habitats	1	Rocky habitats	1	Rocky habitats
Groundfish	Shortbelly rockfish	0	Midwater schooling	0	Outer shelf/slope	0	Midwater	0	Midwater
Groundfish	Shortraker rockfish			1	Rocky habitats			1	Rocky habitats
Groundfish	Shortspine thornyhead	1	Frequent disturbance	0	Outer shelf/slope	0	Soft bottom	0	Soft bottom
Groundfish	Silvergray rockfish			0	Outer shelf/slope			1	Rocky habitats
Groundfish	Speckled rockfish	1	Rocky habitats			1	Rocky habitats		
Groundfish	Splitnose rockfish	1	Rocky habitats	1	Rocky habitats	1	Rocky habitats	1	Rocky habitats
Groundfish	Spotted ratfish								
Groundfish	Spotted spiny dogfish			1	Estuary/nearshore			1	Estuary use
Groundfish	Squarespot rockfish								
Groundfish	Starry flounder	1	Estuary/nearshore	1	Estuary/nearshore	1	Estuary use	1	Estuary use
Groundfish	Starry rockfish	1	Rocky habitats			1	Rocky habitats		

Scorable Criteria							
Rubric		Habitat Disturbance - Rarity				Total Disturbance	
Region		Southwest		Northwest		SW	NW
Theme		Both	Rationale	Both	Rationale	Both	Both
FMP	TOTAL POSSIBLE SCORING	1	xx	1	xx	5	5
Groundfish	Pacific cod			0	Soft bottoms		0
Groundfish	Pacific flatnose						
Groundfish	Pacific grenadier	0	Soft bottoms	0	Soft bottoms	0	0
Groundfish	Pacific hake	0	Soft bottoms	0	Soft bottoms	0	0
Groundfish	Pacific ocean perch	0	Mixed habitat use	1	Rocky habitats	3	4
Groundfish	Pacific sanddab	0	Soft bottoms	1	Estuarine dependent	3	4
Groundfish	Petrale sole	0	Soft bottoms	0	Soft bottoms	2	0
Groundfish	Pink rockfish	1	Rock associated			4	
Groundfish	Pinkrose rockfish						
Groundfish	Puget Sound rockfish						
Groundfish	Pygmy rockfish						
Groundfish	Quillback rockfish	1	Rock associated	1	Rocky habitats	3	4
Groundfish	Redbanded rockfish	1	Rock associated	1	Rocky habitats	4	4
Groundfish	Redstripe rockfish			1	Rocky habitats		4
Groundfish	Rex sole	0	Soft bottoms	0	Soft bottoms	2	0
Groundfish	Rock greenling						
Groundfish	Rock sole						
Groundfish	Rosethorn rockfish	0	Mixed habitat use	1	Rocky habitats	3	4
Groundfish	Rosy rockfish						
Groundfish	Rougheye rockfish			1	Rocky habitats		4
Groundfish	Sablefish	0	Soft bottoms	0	Soft bottoms	2	0
Groundfish	Sand sole	0	Soft bottoms	0	Soft bottoms	3	3
Groundfish	Sharpchin rockfish			1	Rocky habitats	3	4
Groundfish	Shortbelly rockfish	0	Midwater	0	Midwater	1	0
Groundfish	Shortraker rockfish			1	Rocky habitats		4
Groundfish	Shortspine thornyhead	0	Soft bottoms	0	Soft bottoms	2	0
Groundfish	Silvergray rockfish			1	Rocky habitats		2
Groundfish	Speckled rockfish	1	Rock associated			4	
Groundfish	Splitnose rockfish	0	Mixed habitat use	1	Rocky habitats	3	4
Groundfish	Spotted ratfish						
Groundfish	Spotted spiny dogfish			0	Widespread distribution		3
Groundfish	Squarespot rockfish						
Groundfish	Starry flounder	0	Soft bottoms	1	Estuarine dependent	4	4
Groundfish	Starry rockfish	1	Rock associated			4	

		Scorable Criteria			
Rubric		Ecological - Important predator			
Region		Southwest		Northwest	
Theme		Both	Rationale	Both	Rationale
FMP	TOTAL POSSIBLE SCORING	1	xx	1	xx
Groundfish	Pacific cod			1	Wide range of items in diet
Groundfish	Pacific flatnose				
Groundfish	Pacific grenadier	0	Scavenger	0	Scavenger
Groundfish	Pacific hake	1	Abundant; variety of items in diet	1	Abundant; variety of taxa in diet
Groundfish	Pacific ocean perch	0	Fish are minor component of diet	0	Fish are minor component of diet
Groundfish	Pacific sanddab	0	Wide variety of prey items	0	Wide variety of prey items
Groundfish	Petrale sole	0	Low proportion of fish in diet	1	Commercial flatfish spp. In diet
Groundfish	Pink rockfish	0	Diet not well known		
Groundfish	Pinkrose rockfish				
Groundfish	Puget Sound rockfish				
Groundfish	Pygmy rockfish				
Groundfish	Quillback rockfish	0	Diet not well known	0	Diet not well known
Groundfish	Redbanded rockfish	0	Diet not well known	0	Diet not well known
Groundfish	Redstripe rockfish			0	Diet not well known
Groundfish	Rex sole	0	Bottom feeders - fish unimportant	0	Bottom feeders - fish unimportant
Groundfish	Rock greenling				
Groundfish	Rock sole				
Groundfish	Rosethorn rockfish	0	Fish are minor component of diet	0	Fish are minor component of diet
Groundfish	Rosy rockfish				
Groundfish	Rougheye rockfish			0	Intermediate level predator
Groundfish	Sablefish	1	Abundant fish predator	0	Deep water fish predator
Groundfish	Sand sole	0	Intermediate level predator	0	Intermediate level predator
Groundfish	Sharpchin rockfish	0	Mostly Myctophids and squid	0	Mostly Myctophids and squid
Groundfish	Shortbelly rockfish	0	Low on food chain	0	Low on food chain
Groundfish	Shortraker rockfish			0	Diet not well known
Groundfish	Shortspine thornyhead	1	Abundant fish predator	0	Lower proportion of fish in diet
Groundfish	Silvergray rockfish			0	Minor predator of mesopelagic fishes
Groundfish	Speckled rockfish	0	Water column planktivore		
Groundfish	Splitnose rockfish	0	Mainly planktivorous	0	Mainly planktivorous
Groundfish	Spotted ratfish				
Groundfish	Spotted spiny dogfish			1	Variety of fish spp. in diet
Groundfish	Squarespot rockfish				
Groundfish	Starry flounder	0	No fish in diet	0	No fish in diet
Groundfish	Starry rockfish	0	Diet not well known		

		Scorable Criteria			
Rubric		Ecological - Important prey			
Region		Southwest		Northwest	
Theme		Both	Rationale	Both	Rationale
FMP	TOTAL POSSIBLE SCORING	1	xx	1	xx
Groundfish	Pacific cod			0	Forage as juveniles
Groundfish	Pacific flatnose				
Groundfish	Pacific grenadier	0	Uncommon as juveniles	0	Uncommon as juveniles
Groundfish	Pacific hake	1	Important forage as juveniles	1	Important forage as juveniles
Groundfish	Pacific ocean perch	0	Not significant as prey	0	Not significant as prey
Groundfish	Pacific sanddab	0	Not significant as prey	1	Important to nearshore spp.
Groundfish	Petrale sole	0	Not significant as prey	1	Abundant prey item
Groundfish	Pink rockfish	0	Forage as juveniles		
Groundfish	Pinkrose rockfish				
Groundfish	Puget Sound rockfish				
Groundfish	Pygmy rockfish				
Groundfish	Quillback rockfish	0	Forage as juveniles	0	Forage as juveniles
Groundfish	Redbanded rockfish	0	Forage as juveniles	0	Forage as juveniles
Groundfish	Redstripe rockfish			0	Forage as juveniles
Groundfish	Rex sole	0	Not significant as prey	1	Abundant prey item
Groundfish	Rock greenling				
Groundfish	Rock sole				
Groundfish	Rosethorn rockfish	0	Forage as juveniles	0	Forage as juveniles
Groundfish	Rosy rockfish				
Groundfish	Rougheye rockfish			0	Forage as juveniles
Groundfish	Sablefish	1	Important forage as juveniles	0	Forage as juveniles
Groundfish	Sand sole	0	Not significant as prey	1	Abundant prey item
Groundfish	Sharpchin rockfish	0	Forage as juveniles	0	Forage as juveniles
Groundfish	Shortbelly rockfish	1	Important forage species	1	Important forage species
Groundfish	Shortraker rockfish			0	Forage as juveniles
Groundfish	Shortspine thornyhead	1	Abundant prey item	0	Not significant as prey
Groundfish	Silvergray rockfish			0	Not significant as prey
Groundfish	Speckled rockfish	0	Forage as juveniles		
Groundfish	Splitnose rockfish	0	Forage as juveniles	0	Forage as juveniles
Groundfish	Spotted ratfish				
Groundfish	Spotted spiny dogfish			0	Minor prey for marine mammals
Groundfish	Squarespot rockfish				
Groundfish	Starry flounder	0	Not significant as prey	0	Not significant as prey
Groundfish	Starry rockfish	0	Forage as juveniles		

		Scorable Criteria			
Rubric		Ecological - High biomass			
Region		Southwest		Northwest	
Theme		Both	Rationale	Both	Rationale
FMP	TOTAL POSSIBLE SCORING	1	xx	1	xx
Groundfish	Pacific cod			0	Lower abundance
Groundfish	Pacific flatnose				
Groundfish	Pacific grenadier	0	Lower abundance	0	Lower abundance
Groundfish	Pacific hake	1	Groundfish abundance top quartile	1	Groundfish stocks top quartile
Groundfish	Pacific ocean perch	0	Lower abundance	0	Lower abundance
Groundfish	Pacific sanddab	0	Lower abundance	0	Lower abundance
Groundfish	Petrale sole	0	Lower abundance	0	Lower abundance
Groundfish	Pink rockfish	0	Lower abundance		
Groundfish	Pinkrose rockfish				
Groundfish	Puget Sound rockfish				
Groundfish	Pygmy rockfish				
Groundfish	Quillback rockfish	0	Lower abundance	0	Lower abundance
Groundfish	Redbanded rockfish	0	Lower abundance	0	Lower abundance
Groundfish	Redstripe rockfish			0	Lower abundance
Groundfish	Rex sole	0	Lower abundance	0	Lower abundance
Groundfish	Rock greenling				
Groundfish	Rock sole				
Groundfish	Rosethorn rockfish	0	Lower abundance	0	Lower abundance
Groundfish	Rosy rockfish				
Groundfish	Rougheye rockfish			0	Groundfish stocks top quartile
Groundfish	Sablefish	1	Groundfish abundance top quartile	1	Groundfish stocks top quartile
Groundfish	Sand sole	0	Lower abundance	0	Lower abundance
Groundfish	Sharpchin rockfish	0	Lower abundance	0	Lower abundance
Groundfish	Shortbelly rockfish	1	Groundfish abundance top quartile	0	Lower abundance
Groundfish	Shortraker rockfish			0	Lower abundance
Groundfish	Shortspine thornyhead	1	Groundfish abundance top quartile	1	Groundfish stocks top quartile
Groundfish	Silvergray rockfish			0	Lower abundance
Groundfish	Speckled rockfish	0	Lower abundance		
Groundfish	Splitnose rockfish	0	Lower abundance	1	Groundfish stocks top quartile
Groundfish	Spotted ratfish				
Groundfish	Spotted spiny dogfish			1	Groundfish stocks top quartile
Groundfish	Squarespot rockfish				
Groundfish	Starry flounder	0	Lower abundance	0	Lower abundance
Groundfish	Starry rockfish	0	Lower abundance		

		Scorable Criteria			
Rubric		Ecological Importance - Habitat altering			
Region		Southwest		Northwest	
Theme		Both	Rationale	Both	Rationale
FMP	TOTAL POSSIBLE SCORING	1	xx	1	xx
Groundfish	Pacific cod			0	No significant engineering
Groundfish	Pacific flatnose				
Groundfish	Pacific grenadier	0	No significant engineering	0	No significant engineering
Groundfish	Pacific hake	0	No significant engineering	0	No significant engineering
Groundfish	Pacific ocean perch	0	No significant engineering	0	No significant engineering
Groundfish	Pacific sanddab	0	No significant engineering	0	No significant engineering
Groundfish	Petrale sole	0	No significant engineering	0	No significant engineering
Groundfish	Pink rockfish	0	No significant engineering		
Groundfish	Pinkrose rockfish				
Groundfish	Puget Sound rockfish				
Groundfish	Pygmy rockfish				
Groundfish	Quillback rockfish	0	No significant engineering	0	No significant engineering
Groundfish	Redbanded rockfish	0	No significant engineering	0	No significant engineering
Groundfish	Redstripe rockfish			0	No significant engineering
Groundfish	Rex sole	0	No significant engineering	1	Sediment excavation
Groundfish	Rock greenling				
Groundfish	Rock sole				
Groundfish	Rosethorn rockfish	0	No significant engineering	0	No significant engineering
Groundfish	Rosy rockfish				
Groundfish	Rougheye rockfish			0	No significant engineering
Groundfish	Sablefish	0	No significant engineering	0	No significant engineering
Groundfish	Sand sole	0	No significant engineering	0	No significant engineering
Groundfish	Sharpchin rockfish	0	No significant engineering	0	No significant engineering
Groundfish	Shortbelly rockfish	0	No significant engineering	0	No significant engineering
Groundfish	Shortraker rockfish			0	No significant engineering
Groundfish	Shortspine thornyhead	0	No significant engineering	0	No significant engineering
Groundfish	Silvergray rockfish			0	No significant engineering
Groundfish	Speckled rockfish	0	No significant engineering		
Groundfish	Splitnose rockfish	0	No significant engineering	0	No significant engineering
Groundfish	Spotted ratfish				
Groundfish	Spotted spiny dogfish			0	No significant engineering
Groundfish	Squarespot rockfish				
Groundfish	Starry flounder	0	No significant engineering	1	Sediment excavation
Groundfish	Starry rockfish	0	No significant engineering		

Scorable Criteria										
Rubric		Ecological - Historically important				Ecological - Treaty impacts		Total Ecological		
Region		Southwest		Northwest		Northwest only		Southwest	Northwest	
Theme		Both	Rationale	Both	Rationale	Both	Rationale	Both	Both	
FMP	TOTAL POSSIBLE SCORING	1	xx	1	xx	Bonus	xx	5	5	
Groundfish	Pacific cod			0	Smaller unfished biomass	1	Critical comp. of treaty areas		2	
Groundfish	Pacific flatnose									
Groundfish	Pacific grenadier	0	Smaller unfished biomass	0	Smaller unfished biomass	0	Less critical in treaty areas	0	0	
Groundfish	Pacific hake	1	Top quartile unfished biomass	0	Smaller unfished biomass	1	Critical comp. of treaty areas	4	4	
Groundfish	Pacific ocean perch	1	Top quartile unfished biomass	1	Top quartile unfished biomass	1	Critical comp. of treaty areas	1	2	
Groundfish	Pacific sanddab	0	Smaller unfished biomass	0	Smaller unfished biomass	0	Less critical in treaty areas	0	1	
Groundfish	Petrale sole	0	Smaller unfished biomass	1	Top quartile unfished biomass	1	Critical comp. of treaty areas	0	4	
Groundfish	Pink rockfish	0	Smaller unfished biomass					0		
Groundfish	Pinkrose rockfish									
Groundfish	Puget Sound rockfish									
Groundfish	Pygmy rockfish									
Groundfish	Quillback rockfish	0	Smaller unfished biomass	0	Smaller unfished biomass	0	Less critical in treaty areas	0	0	
Groundfish	Redbanded rockfish	0	Smaller unfished biomass	0	Smaller unfished biomass	0	Less critical in treaty areas	0	0	
Groundfish	Redstripe rockfish			0	Smaller unfished biomass	0	Less critical in treaty areas		0	
Groundfish	Rex sole	0	Smaller unfished biomass	0	Smaller unfished biomass	0	Less critical in treaty areas	0	2	
Groundfish	Rock greenling									
Groundfish	Rock sole									
Groundfish	Rosethorn rockfish	0	Smaller unfished biomass	0	Smaller unfished biomass	0	Less critical in treaty areas	0	0	
Groundfish	Rosy rockfish									
Groundfish	Rougheye rockfish			0	Smaller unfished biomass	1	Critical comp. of treaty areas		1	
Groundfish	Sablefish	1	Top quartile unfished biomass	1	Top quartile unfished biomass	1	Critical comp. of treaty areas	4	3	
Groundfish	Sand sole	0	Smaller unfished biomass	0	Smaller unfished biomass	0	Less critical in treaty areas	0	1	
Groundfish	Sharpchin rockfish	0	Smaller unfished biomass	0	Smaller unfished biomass	0	Less critical in treaty areas	0	0	
Groundfish	Shortbelly rockfish	1	Top quartile unfished biomass	0	Smaller unfished biomass	0	Less critical in treaty areas	3	1	
Groundfish	Shortraker rockfish			0	Smaller unfished biomass	1	Critical comp. of treaty areas		1	
Groundfish	Shortspine thornyhead	1	Top quartile unfished biomass	1	Top quartile unfished biomass	1	Critical comp. of treaty areas	4	3	
Groundfish	Silvergray rockfish			0	Smaller unfished biomass	0	Less critical in treaty areas		0	
Groundfish	Speckled rockfish	0	Smaller unfished biomass					0		
Groundfish	Splitnose rockfish	1	Top quartile unfished biomass	1	Top quartile unfished biomass	0	Less critical in treaty areas	1	2	
Groundfish	Spotted ratfish									
Groundfish	Spotted spiny dogfish			0	Smaller unfished biomass	1	Critical comp. of treaty areas		3	
Groundfish	Squarespot rockfish									
Groundfish	Starry flounder	0	Smaller unfished biomass	0	Smaller unfished biomass	0	Less critical in treaty areas	0	1	
Groundfish	Starry rockfish	0	Smaller unfished biomass					0		

		Scorable Criteria			
Rubric		Value - Commercial			
Region		Southwest		Northwest	
Theme		Both	Rationale	Both	Rationale
FMP	TOTAL POSSIBLE SCORING	1	xx	1	xx
Groundfish	Pacific cod			1	Top quartile comm. value
Groundfish	Pacific flatnose				
Groundfish	Pacific grenadier	0	Limited commercial value	0	Limited commercial value
Groundfish	Pacific hake	1	Ex-vessel revenue > \$500,000	1	Top quartile comm. value
Groundfish	Pacific ocean perch	0	Limited commercial value	0	Limited commercial value
Groundfish	Pacific sanddab	0	Limited commercial value	0	Limited commercial value
Groundfish	Petrale sole	1	Ex-vessel revenue > \$500,000	1	Top quartile comm. value
Groundfish	Pink rockfish	0	Limited commercial value		
Groundfish	Pinkrose rockfish				
Groundfish	Puget Sound rockfish				
Groundfish	Pygmy rockfish				
Groundfish	Quillback rockfish	0	Limited commercial value	0	Limited commercial value
Groundfish	Redbanded rockfish	0	Limited commercial value	0	Limited commercial value
Groundfish	Redstripe rockfish			0	Limited commercial value
Groundfish	Rex sole	0	Limited commercial value	1	Top quartile comm. value
Groundfish	Rock greenling				
Groundfish	Rock sole				
Groundfish	Rosethorn rockfish	0	Limited commercial value	0	Limited commercial value
Groundfish	Rosy rockfish				
Groundfish	Rougheye rockfish			0	Limited commercial value
Groundfish	Sablefish	1	Ex-vessel revenue > \$500,000	0	Limited commercial value
Groundfish	Sand sole	0	Limited commercial value	0	Limited commercial value
Groundfish	Sharpchin rockfish	0	Limited commercial value	0	Limited commercial value
Groundfish	Shortbelly rockfish	0	Limited commercial value	0	Limited commercial value
Groundfish	Shortraker rockfish			0	Limited commercial value
Groundfish	Shortspine thornyhead	1	Ex-vessel revenue > \$500,000	1	Top quartile comm. value
Groundfish	Silvergray rockfish			0	Limited commercial value
Groundfish	Speckled rockfish	0	Limited commercial value		
Groundfish	Splitnose rockfish	0	Limited commercial value	0	Limited commercial value
Groundfish	Spotted ratfish				
Groundfish	Spotted spiny dogfish			0	Limited commercial value
Groundfish	Squarespot rockfish				
Groundfish	Starry flounder	0	Limited commercial value	0	Limited commercial value
Groundfish	Starry rockfish	0	Limited commercial value		

		Scorable Criteria			
Rubric		Value - Recreational			
Region		Southwest		Northwest	
Theme		Both	Rationale	Both	Rationale
FMP	TOTAL POSSIBLE SCORING	1	xx	1	xx
Groundfish	Pacific cod			1	Top quartile rec. landings
Groundfish	Pacific flatnose				
Groundfish	Pacific grenadier	0	Limited rec. landings	0	Limited rec. landings
Groundfish	Pacific hake	0	Limited rec. landings	0	Limited rec. landings
Groundfish	Pacific ocean perch	0	Limited rec. landings	0	Limited rec. landings
Groundfish	Pacific sanddab	1	Top quartile rec. landings	0	Limited rec. landings
Groundfish	Petrale sole	0	Limited rec. landings	0	Limited rec. landings
Groundfish	Pink rockfish	0	Limited rec. landings		
Groundfish	Pinkrose rockfish				
Groundfish	Puget Sound rockfish				
Groundfish	Pygmy rockfish				
Groundfish	Quillback rockfish	0	Limited rec. landings	1	Top quartile rec. landings
Groundfish	Redbanded rockfish	0	Limited rec. landings	0	Limited rec. landings
Groundfish	Redstripe rockfish			0	Limited rec. landings
Groundfish	Rex sole	0	Limited rec. landings	0	Limited rec. landings
Groundfish	Rock greenling				
Groundfish	Rock sole				
Groundfish	Rosethorn rockfish	0	Limited rec. landings	0	Limited rec. landings
Groundfish	Rosy rockfish				
Groundfish	Rougheye rockfish			0	Limited rec. landings
Groundfish	Sablefish	0	Limited rec. landings	0	Limited rec. landings
Groundfish	Sand sole	0	Limited rec. landings	0	Limited rec. landings
Groundfish	Sharpchin rockfish	0	Limited rec. landings	0	Limited rec. landings
Groundfish	Shortbelly rockfish	0	Limited rec. landings	0	Limited rec. landings
Groundfish	Shortraker rockfish			0	Limited rec. landings
Groundfish	Shortspine thornyhead	0	Limited rec. landings	0	Limited rec. landings
Groundfish	Silvergray rockfish			0	Limited rec. landings
Groundfish	Speckled rockfish	0	Limited rec. landings		
Groundfish	Splitnose rockfish	0	Limited rec. landings	0	Limited rec. landings
Groundfish	Spotted ratfish				
Groundfish	Spotted spiny dogfish			0	Limited rec. landings
Groundfish	Squarespot rockfish				
Groundfish	Starry flounder	0	Limited rec. landings	0	Limited rec. landings
Groundfish	Starry rockfish	1	Top quartile rec. landings		

		Scorable Criteria			
Rubric		Value - Commercial management			
Region		Southwest		Northwest	
Theme		Both	Rationale	Both	Rationale
FMP	TOTAL POSSIBLE SCORING	1	xx	1	xx
Groundfish	Pacific cod			1	Significant tribal harvest
Groundfish	Pacific flatnose				
Groundfish	Pacific grenadier	0	No significant mgmt issues	0	No significant mgmt issues
Groundfish	Pacific hake	0	No significant mgmt issues	1	International mgmt; tribal harvest
Groundfish	Pacific ocean perch	1	Affected by spatial closures	1	Stock status; tribal harvest
Groundfish	Pacific sanddab	0	No significant mgmt issues	1	Significant tribal harvest
Groundfish	Petrale sole	1	Affected by spatial closures	1	Stock status; tribal harvest
Groundfish	Pink rockfish	1	Affected by spatial closures		
Groundfish	Pinkrose rockfish				
Groundfish	Puget Sound rockfish				
Groundfish	Pygmy rockfish				
Groundfish	Quillback rockfish	1	Affected by spatial closures	0	No significant mgmt issues
Groundfish	Redbanded rockfish	1	Affected by spatial closures	1	Significant tribal harvest
Groundfish	Redstripe rockfish			1	Significant tribal harvest
Groundfish	Rex sole	0	No significant mgmt issues	1	Significant tribal harvest
Groundfish	Rock greenling				
Groundfish	Rock sole				
Groundfish	Rosethorn rockfish	1	Affected by spatial closures	0	No significant mgmt issues
Groundfish	Rosy rockfish				
Groundfish	Rougheye rockfish			1	Significant tribal harvest
Groundfish	Sablefish	0	No significant mgmt issues	1	Allocation issues; tribal harvest
Groundfish	Sand sole	0	No significant mgmt issues	1	Significant tribal harvest
Groundfish	Sharpchin rockfish	1	Affected by spatial closures	0	No significant mgmt issues
Groundfish	Shortbelly rockfish	0	Species not targeted	0	Species not targeted
Groundfish	Shortraker rockfish			1	Significant tribal harvest
Groundfish	Shortspine thornyhead	0	No significant mgmt issues	1	Significant tribal harvest
Groundfish	Silvergray rockfish			0	No significant mgmt issues
Groundfish	Speckled rockfish	1	Affected by spatial closures		
Groundfish	Splitnose rockfish	0	No significant mgmt issues	1	Significant tribal harvest
Groundfish	Spotted ratfish				
Groundfish	Spotted spiny dogfish			1	Significant tribal harvest
Groundfish	Squarespot rockfish				
Groundfish	Starry flounder	0	No significant mgmt issues	1	Significant tribal harvest
Groundfish	Starry rockfish	1	Affected by spatial closures		

		Scorable Criteria			
Rubric		Value - Recreational management			
Region		Southwest		Northwest	
Theme		Both	Rationale	Both	Rationale
FMP	TOTAL POSSIBLE SCORING	1	xx	1	xx
Groundfish	Pacific cod			1	Tribal subsistence harvest
Groundfish	Pacific flatnose				
Groundfish	Pacific grenadier	0	No significant mgmt issues	0	No significant mgmt issues
Groundfish	Pacific hake	0	No significant mgmt issues	0	No significant mgmt issues
Groundfish	Pacific ocean perch	0	No recreational fishery	1	Tribal subsistence harvest
Groundfish	Pacific sanddab	1	Affected by spatial closures	1	Tribal subsistence harvest
Groundfish	Petrале sole	0	No recreational fishery	1	Tribal subsistence harvest
Groundfish	Pink rockfish	0	No significant mgmt issues		
Groundfish	Pinkrose rockfish				
Groundfish	Puget Sound rockfish				
Groundfish	Pygmy rockfish				
Groundfish	Quillback rockfish	1	Affected by spatial closures	1	Tribal subsistence harvest
Groundfish	Redbanded rockfish	0	No significant mgmt issues	0	No significant mgmt issues
Groundfish	Redstripe rockfish			1	Tribal subsistence harvest
Groundfish	Rex sole	0	No significant mgmt issues	1	Tribal subsistence harvest
Groundfish	Rock greenling				
Groundfish	Rock sole				
Groundfish	Rosethorn rockfish	0	No significant mgmt issues	0	No significant mgmt issues
Groundfish	Rosy rockfish				
Groundfish	Rougheye rockfish			1	Tribal subsistence harvest
Groundfish	Sablefish	0	No significant mgmt issues	1	Tribal subsistence harvest
Groundfish	Sand sole	0	No significant mgmt issues	1	Tribal subsistence harvest
Groundfish	Sharpchin rockfish	0	No significant mgmt issues	0	No significant mgmt issues
Groundfish	Shortbelly rockfish	0	Not targeted	0	Not targeted
Groundfish	Shortraker rockfish			1	Tribal subsistence harvest
Groundfish	Shortspine thornyhead	0	No significant mgmt issues	0	No significant mgmt issues
Groundfish	Silvergray rockfish			0	No significant mgmt issues
Groundfish	Speckled rockfish	1	Affected by spatial closures		
Groundfish	Splitnose rockfish	0	No significant mgmt issues	0	No significant mgmt issues
Groundfish	Spotted ratfish				
Groundfish	Spotted spiny dogfish			0	No significant mgmt issues
Groundfish	Squarespot rockfish				
Groundfish	Starry flounder	0	No significant mgmt issues	1	Tribal subsistence harvest
Groundfish	Starry rockfish	1	Affected by spatial closures		

		Scorable Criteria						Prioritization Scores			
Rubric		Value - Social				Total Value		Habitat for stock asmt		EFH science	
Region		Southwest		Northwest		Southwest	Northwest	SW	NW	SW	NW
Theme		Both	Rationale	Both	Rationale	Both	Both	SA	SA	EFH	EFH
FMP	TOTAL POSSIBLE SCORING	1	xx	1	xx	5	5	35	35	35	35
Groundfish	Pacific cod			1	Historical fishery; tribal culture		5				13
Groundfish	Pacific flatnose										
Groundfish	Pacific grenadier	1	Targeted stock	0	Lower relative value	1	0		9	9	8
Groundfish	Pacific hake	1	Targeted stock	1	Large fishery; tribal culture	2	3	16	19	16	19
Groundfish	Pacific ocean perch	1	Targeted stock	1	Historical fishery; tribal culture	2	3	23	24	23	24
Groundfish	Pacific sanddab	1	Targeted stock	1	Tribal cultural value	3	3	18	19	18	18
Groundfish	Petrale sole	1	Targeted stock	1	Important fishery; tribal culture	3	4	22	23	22	23
Groundfish	Pink rockfish	0	Lower relative value			1				20	
Groundfish	Pinkrose rockfish										
Groundfish	Puget Sound rockfish										
Groundfish	Pygmy rockfish										
Groundfish	Quillback rockfish	1	Targeted stock	1	Tribal cultural value	3	3			21	20
Groundfish	Redbanded rockfish	0	Targeted stock	0	Lower relative value	1	1			20	16
Groundfish	Redstripe rockfish			0	Lower relative value		2				17
Groundfish	Rex sole	1	Targeted stock	0	Lower relative value	1	3	13	12	13	11
Groundfish	Rock greenling										
Groundfish	Rock sole										
Groundfish	Rosethorn rockfish	0	Lower relative value	0	Lower relative value	1	0			17	15
Groundfish	Rosy rockfish										
Groundfish	Rougheye rockfish			1	Tribal cultural value		3		20		19
Groundfish	Sablefish	1	Targeted stock	1	Important fishery; tribal culture	2	3	18	21	18	20
Groundfish	Sand sole	1	Targeted stock	1	Tribal cultural value	1	3			15	13
Groundfish	Sharpchin rockfish	0	Lower relative value	0	Lower relative value	1	0	17	16	17	15
Groundfish	Shortbelly rockfish	0	Lower relative value	0	Lower relative value	0	0	10	4	10	5
Groundfish	Shortraker rockfish			0	Lower relative value		2				18
Groundfish	Shortspine thornyhead	1	Targeted stock	1	Important fishery component	2	3	20	16	20	16
Groundfish	Silvergray rockfish			0	Lower relative value		0				15
Groundfish	Speckled rockfish	0	Lower relative value			2				19	
Groundfish	Splitnose rockfish	1	Targeted stock	0	Lower relative value	1	1		17	15	17
Groundfish	Spotted ratfish										
Groundfish	Spotted spiny dogfish			1	Tribal cultural value		2		18		17
Groundfish	Squarespot rockfish										
Groundfish	Starry flounder	1	Targeted stock	1	Tribal cultural value	1	3	8	15	11	16
Groundfish	Starry rockfish	1	Targeted stock			4				23	

		Filter Criteria							
Rubric		FSSI/FMC priority?				Benefit stock asmt?			
Region		Northwest		Southwest		Northwest		Southwest	
Theme		Both	Rationale	Both	Rationale	SA	Rationale	SA	Rationale
FMP	TOTAL POSSIBLE SCORING	Pass	xx	Pass	xx	Pass	xx	Pass	xx
Groundfish	Stripetail rockfish	NA	Insignificant landings	Pass	Asmt planned/completed			Pass	Asmt planned
Groundfish	Swordspine rockfish	NA	Insignificant landings	No	Not an FMC priority				
Groundfish	Tiger rockfish	Pass	High vulnerability	Pass	High vulnerability	No	Unlikely to be assessed	No	Unlikely to be assessed
Groundfish	Tope	Pass	High vulnerability	Pass	High vulnerability	No	Unlikely to be assessed	No	Unlikely to be assessed
Groundfish	Treefish	NA	Insignificant landings	No	Not an FMC priority				
Groundfish	Vermilion rockfish	NA	Distribution	Pass	Included in FSSI			Pass	Asmt overdue
Groundfish	Whitespeckled rockfish	NA	Distribution	No	Not an FMC priority				
Groundfish	Widow rockfish	Pass	Included in FSSI	Pass	Included in FSSI	Pass	Asmt planned	No	Unlikely to be assessed
Groundfish	Yelloweye rockfish	Pass	Included in FSSI	Pass	Included in FSSI	Pass	Asmt planned	Pass	Asmt planned
Groundfish	Yellowmouth rockfish	Pass	High vulnerability	NA	Insignificant landings	No	Unlikely to be assessed		
Groundfish	Yellowtail rockfish - North	Pass	Included in FSSI	Pass	Included in FSSI	Pass	Recently assessed	Pass	Asmt planned
Groundfish	Yellowtail rockfish - South	NA	Distribution	Pass	Asmt planned/completed			Pass	Asmt planned
Salmon	Chinook salmon	Pass	ESA, assessed, int. mgmt	NA	Considered @ stock level	Pass	Asmt planned		
Salmon	Chinook salmon - California Coastal	Pass	ESA listed	Pass	ESA listed	Pass	Asmt planned	Pass	Asmt planned
Salmon	Chinook salmon - Cedar River Summer/Fall	Pass	ESA listed	NA	Distribution	Pass	Asmt planned		
Salmon	Chinook salmon - Central and Northern Oregon	Pass	New International FSSI	NA	Distribution	Pass	Asmt planned		
Salmon	Chinook salmon - Columbia Lower River Hatchery Fall	Pass	ESA listed	NA	Distribution	Pass	Asmt planned		
Salmon	Chinook salmon - Columbia Lower River Hatchery Spring	Pass	ESA listed	NA	Distribution	Pass	Asmt planned		
Salmon	Chinook salmon - Columbia Mid-River Bright Hatchery Fall	Pass	Asmt planned/completed	NA	Distribution	Pass	Asmt planned		
Salmon	Chinook salmon - Columbia Spring Creek Hatchery Fall	Pass	Asmt planned/completed	NA	Distribution	Pass	Asmt planned		
Salmon	Chinook salmon - Columbia Upper River Bright Fall	Pass	New International FSSI	NA	Distribution	Pass	Asmt planned		
Salmon	Chinook salmon - Columbia Upper River Spring	Pass	ESA listed	NA	Distribution	Pass	Asmt planned		
Salmon	Chinook salmon - Columbia Upper River Summer	Pass	New International FSSI	NA	Distribution	Pass	Asmt planned		
Salmon	Chinook salmon - Eastern Strait of Juan de Fuca Summer/Fall	Pass	ESA listed	NA	Distribution	Pass	Asmt planned		
Salmon	Chinook salmon - Grays Harbor Fall	Pass	New International FSSI	NA	Distribution	Pass	Asmt planned		
Salmon	Chinook salmon - Grays Harbor Spring	Pass	New International FSSI	NA	Distribution	Pass	Asmt planned		
Salmon	Chinook salmon - Green River Summer/Fall	Pass	ESA listed	NA	Distribution	Pass	Asmt planned		
Salmon	Chinook salmon - Hoh Fall	Pass	New International FSSI	NA	Distribution	Pass	Asmt planned		
Salmon	Chinook salmon - Hoh Spring/Summer	Pass	New International FSSI	NA	Distribution	Pass	Asmt planned		
Salmon	Chinook salmon - Hoko Summer/Fall	Pass	New International FSSI	NA	Distribution	Pass	Asmt planned		
Salmon	Chinook salmon - Klamath River Fall	Pass	Revised FSSI	Pass	Asmt planned/completed	Pass	Asmt planned	Pass	Asmt planned
Salmon	Chinook salmon - Klamath River Spring	No	Not an FMC priority	Pass	"FSSI-like" salmon stock			Pass	Asmt planned
Salmon	Chinook salmon - Mid Hood Canal Summer/Fall	Pass	ESA listed	NA	Distribution	Pass	Asmt planned		
Salmon	Chinook salmon - Nisqually River Summer/Fall	Pass	ESA listed	NA	Distribution	Pass	Asmt planned		

		Filter Criteria				Scorable Criteria			
Rubric		Inform EFH science?				Benefits to stock asmt			
Region		Northwest		Southwest		Southwest		Northwest	
Theme		EFH	Rationale	EFH	Rationale	SA	Rationale	SA	Rationale
FMP	TOTAL POSSIBLE SCORING	Pass	xx	Pass	xx	5	xx	5	xx
Groundfish	Stripetail rockfish			Pass	All stocks pass	4	Asmt uses survey data		
Groundfish	Swordspine rockfish								
Groundfish	Tiger rockfish	Pass	All stocks pass	Pass	All stocks pass				
Groundfish	Tope	Pass	All stocks pass	Pass	All stocks pass				
Groundfish	Treefish								
Groundfish	Vermilion rockfish			Pass	All stocks pass	1	No survey index available		
Groundfish	Whitespeckled rockfish								
Groundfish	Widow rockfish	Pass	All stocks pass	Pass	All stocks pass			4	Preliminary acoustic surveys based on habitat
Groundfish	Yelloweye rockfish	Pass	All stocks pass	Pass	All stocks pass	4	Asmt uses survey data	4	Current research on species-habitat associations
Groundfish	Yellowmouth rockfish	Pass	All stocks pass						
Groundfish	Yellowtail rockfish - North	Pass	All stocks pass	Pass	All stocks pass	1	No survey index available	3	Well-sampled in surveys
Groundfish	Yellowtail rockfish - South			Pass	All stocks pass	1	No survey index available		
Salmon	Chinook salmon	Pass	All stocks pass					5	Asmts use ecosystem indicators for some stocks
Salmon	Chinook salmon - California Coastal	Pass	All stocks pass	Pass	All stocks pass	4	Asmt uses survey data	4	Environmental data could improve forecasts
Salmon	Chinook salmon - Cedar River Summer/Fall	Pass	All stocks pass					4	Environmental data could improve forecasts
Salmon	Chinook salmon - Central and Northern Oregon	Pass	All stocks pass					4	Environmental data could improve forecasts
Salmon	Chinook salmon - Columbia Lower River Hatchery Fall	Pass	All stocks pass					4	Environmental data could improve forecasts
Salmon	Chinook salmon - Columbia Lower River Hatchery Spring	Pass	All stocks pass					4	Environmental data could improve forecasts
Salmon	Chinook salmon - Columbia Mid-River Bright Hatchery Fall	Pass	All stocks pass					4	Environmental data could improve forecasts
Salmon	Chinook salmon - Columbia Spring Creek Hatchery Fall	Pass	All stocks pass					4	Environmental data could improve forecasts
Salmon	Chinook salmon - Columbia Upper River Bright Fall	Pass	All stocks pass					4	Environmental data could improve forecasts
Salmon	Chinook salmon - Columbia Upper River Spring	Pass	All stocks pass					4	Environmental data could improve forecasts
Salmon	Chinook salmon - Columbia Upper River Summer	Pass	All stocks pass					4	Environmental data could improve forecasts
Salmon	Chinook salmon - Eastern Strait of Juan de Fuca Summer/Fall	Pass	All stocks pass					4	Environmental data could improve forecasts
Salmon	Chinook salmon - Grays Harbor Fall	Pass	All stocks pass					4	Environmental data could improve forecasts
Salmon	Chinook salmon - Grays Harbor Spring	Pass	All stocks pass					4	Environmental data could improve forecasts
Salmon	Chinook salmon - Green River Summer/Fall	Pass	All stocks pass					4	Environmental data could improve forecasts
Salmon	Chinook salmon - Hoh Fall	Pass	All stocks pass					4	Environmental data could improve forecasts
Salmon	Chinook salmon - Hoh Spring/Summer	Pass	All stocks pass					4	Environmental data could improve forecasts
Salmon	Chinook salmon - Hoko Summer/Fall	Pass	All stocks pass					4	Environmental data could improve forecasts
Salmon	Chinook salmon - Klamath River Fall	Pass	All stocks pass	Pass	All stocks pass	4	Asmt uses survey data	4	Environmental data could improve forecasts
Salmon	Chinook salmon - Klamath River Spring			Pass	All stocks pass	4	Asmt uses survey data		
Salmon	Chinook salmon - Mid Hood Canal Summer/Fall	Pass	All stocks pass					4	Environmental data could improve forecasts
Salmon	Chinook salmon - Nisqually River Summer/Fall	Pass	All stocks pass					4	Environmental data could improve forecasts

		Scorable Criteria			
Rubric		Likely to advance EFH			
Region		Southwest		Northwest	
Theme		EFH	Rationale	EFH	Rationale
FMP	TOTAL POSSIBLE SCORING	5	xx	5	xx
Groundfish	Stripetail rockfish	4	All groundfish likely to increase EFH levels		
Groundfish	Swordspine rockfish				
Groundfish	Tiger rockfish	4	All groundfish likely to increase EFH levels	2	Information availability limits ability to increase EFH level in near term
Groundfish	Tope	4	All groundfish likely to increase EFH levels	2	Information availability limits ability to increase EFH level in near term
Groundfish	Treefish				
Groundfish	Vermilion rockfish	4	All groundfish likely to increase EFH levels		
Groundfish	Whitespeckled rockfish				
Groundfish	Widow rockfish	4	All groundfish likely to increase EFH levels	4	Possibility of developing coastwide maps of probability of occurrence
Groundfish	Yelloweye rockfish	4	All groundfish likely to increase EFH levels	4	Possibility of developing coastwide maps of probability of occurrence
Groundfish	Yellowmouth rockfish			2	Information availability limits ability to increase EFH level in near term
Groundfish	Yellowtail rockfish - North	4	All groundfish likely to increase EFH levels	2	Information availability limits ability to increase EFH level in near term
Groundfish	Yellowtail rockfish - South	4	All groundfish likely to increase EFH levels		
Salmon	Chinook salmon			4	Possibility of developing complete maps of intrinsic potential
Salmon	Chinook salmon - California Coastal	4	Potential to provide info on fish-habitat relationships	4	Possibility of developing complete maps of intrinsic potential
Salmon	Chinook salmon - Cedar River Summer/Fall			4	Possibility of developing complete maps of intrinsic potential
Salmon	Chinook salmon - Central and Northern Oregon			4	Possibility of developing complete maps of intrinsic potential
Salmon	Chinook salmon - Columbia Lower River Hatchery Fall			4	Possibility of developing complete maps of intrinsic potential
Salmon	Chinook salmon - Columbia Lower River Hatchery Spring			4	Possibility of developing complete maps of intrinsic potential
Salmon	Chinook salmon - Columbia Mid-River Bright Hatchery Fall			4	Possibility of developing complete maps of intrinsic potential
Salmon	Chinook salmon - Columbia Spring Creek Hatchery Fall			4	Possibility of developing complete maps of intrinsic potential
Salmon	Chinook salmon - Columbia Upper River Bright Fall			4	Possibility of developing complete maps of intrinsic potential
Salmon	Chinook salmon - Columbia Upper River Spring			4	Possibility of developing complete maps of intrinsic potential
Salmon	Chinook salmon - Columbia Upper River Summer			4	Possibility of developing complete maps of intrinsic potential
Salmon	Chinook salmon - Eastern Strait of Juan de Fuca Summer/Fall			4	Possibility of developing complete maps of intrinsic potential
Salmon	Chinook salmon - Grays Harbor Fall			4	Possibility of developing complete maps of intrinsic potential
Salmon	Chinook salmon - Grays Harbor Spring			4	Possibility of developing complete maps of intrinsic potential
Salmon	Chinook salmon - Green River Summer/Fall			4	Possibility of developing complete maps of intrinsic potential
Salmon	Chinook salmon - Hoh Fall			4	Possibility of developing complete maps of intrinsic potential
Salmon	Chinook salmon - Hoh Spring/Summer			4	Possibility of developing complete maps of intrinsic potential
Salmon	Chinook salmon - Hoko Summer/Fall			4	Possibility of developing complete maps of intrinsic potential
Salmon	Chinook salmon - Klamath River Fall	4	Potential to provide info on fish-habitat relationships	4	Possibility of developing complete maps of intrinsic potential
Salmon	Chinook salmon - Klamath River Spring	4	Potential to provide info on fish-habitat relationships		
Salmon	Chinook salmon - Mid Hood Canal Summer/Fall			4	Possibility of developing complete maps of intrinsic potential
Salmon	Chinook salmon - Nisqually River Summer/Fall			4	Possibility of developing complete maps of intrinsic potential

		Scorable Criteria			
Rubric		Fishery status			
Region		Southwest		Northwest	
Theme		Both	Rationale	Both	Rationale
FMP	TOTAL POSSIBLE SCORING	5	xx	5	xx
Groundfish	Stripetail rockfish	1	High vulnerability		
Groundfish	Swordspine rockfish				
Groundfish	Tiger rockfish	1	High vulnerability	1	High vulnerability
Groundfish	Tope	1	High vulnerability	1	High vulnerability
Groundfish	Treefish				
Groundfish	Vermilion rockfish	1	High vulnerability		
Groundfish	Whitespeckled rockfish				
Groundfish	Widow rockfish	1	High vulnerability	1	High vulnerability
Groundfish	Yelloweye rockfish	5	Overfished	5	Overfished
Groundfish	Yellowmouth rockfish			1	High vulnerability
Groundfish	Yellowtail rockfish - North	0	No evidence suggests vulnerability	2	Fully exploited
Groundfish	Yellowtail rockfish - South	0	No evidence suggests vulnerability		
Salmon	Chinook salmon			5	ESA status for multiple ESUs
Salmon	Chinook salmon - California Coastal	5	ESA Threatened	5	ESA Threatened
Salmon	Chinook salmon - Cedar River Summer/Fall			5	ESA Threatened (Puget Sound ESU)
Salmon	Chinook salmon - Central and Northern Oregon			0	No evidence suggests vulnerability
Salmon	Chinook salmon - Columbia Lower River Hatchery Fall			5	ESA Threatened (Lower Columbia River ESU)
Salmon	Chinook salmon - Columbia Lower River Hatchery Spring			5	ESA Threatened (Lower Columbia River ESU)
Salmon	Chinook salmon - Columbia Mid-River Bright Hatchery Fall			0	No evidence suggests vulnerability
Salmon	Chinook salmon - Columbia Spring Creek Hatchery Fall			0	No evidence suggests vulnerability
Salmon	Chinook salmon - Columbia Upper River Bright Fall			0	No evidence suggests vulnerability
Salmon	Chinook salmon - Columbia Upper River Spring			5	ESA Endangered
Salmon	Chinook salmon - Columbia Upper River Summer			0	No evidence suggests vulnerability
Salmon	Chinook salmon - Eastern Strait of Juan de Fuca Summer/Fall			5	ESA Threatened (Puget Sound ESU)
Salmon	Chinook salmon - Grays Harbor Fall			0	No evidence suggests vulnerability
Salmon	Chinook salmon - Grays Harbor Spring			0	No evidence suggests vulnerability
Salmon	Chinook salmon - Green River Summer/Fall			5	ESA Threatened (Puget Sound ESU)
Salmon	Chinook salmon - Hoh Fall			0	No evidence suggests vulnerability
Salmon	Chinook salmon - Hoh Spring/Summer			0	No evidence suggests vulnerability
Salmon	Chinook salmon - Hoko Summer/Fall			0	No evidence suggests vulnerability
Salmon	Chinook salmon - Klamath River Fall	2	Fully exploited	0	No evidence suggests vulnerability
Salmon	Chinook salmon - Klamath River Spring	2	Fully exploited		
Salmon	Chinook salmon - Mid Hood Canal Summer/Fall			5	ESA Threatened (Puget Sound ESU)
Salmon	Chinook salmon - Nisqually River Summer/Fall			5	ESA Threatened (Puget Sound ESU)

		Scorable Criteria			
Rubric		FMC priority			
Region		Southwest		Northwest	
Theme		Both	Rationale	Both	Rationale
FMP	TOTAL POSSIBLE SCORING	5	xx	5	xx
Groundfish	Stripetail rockfish	5	Medium vulnerability, recent/planned asmt		
Groundfish	Swordspine rockfish				
Groundfish	Tiger rockfish	5	High vulnerability	5	High vulnerability
Groundfish	Tope	5	High vulnerability	5	High vulnerability
Groundfish	Treefish				
Groundfish	Vermilion rockfish	5	High vulnerability		
Groundfish	Whitespeckled rockfish				
Groundfish	Widow rockfish	5	High vulnerability	5	High vulnerability, of particular concern to tribes
Groundfish	Yelloweye rockfish	5	High vulnerability	5	High vulnerability, of particular concern to tribes
Groundfish	Yellowmouth rockfish			5	High vulnerability
Groundfish	Yellowtail rockfish - North	5	Medium vulnerability, recent/planned asmt	5	Medium vulnerability, recent asmt
Groundfish	Yellowtail rockfish - South	5	Medium vulnerability, recent/planned asmt		
Salmon	Chinook salmon			5	Multiple choke stocks, of particular concern to tribes
Salmon	Chinook salmon - California Coastal	5	Choke stock	5	Choke stock (linked to Klamath)
Salmon	Chinook salmon - Cedar River Summer/Fall			3	ESA listed
Salmon	Chinook salmon - Central and Northern Oregon			1	International ACL exception
Salmon	Chinook salmon - Columbia Lower River Hatchery Fall			5	Choke stock
Salmon	Chinook salmon - Columbia Lower River Hatchery Spring			5	Choke stock
Salmon	Chinook salmon - Columbia Mid-River Bright Hatchery Fall			3	Stock has an ACL
Salmon	Chinook salmon - Columbia Spring Creek Hatchery Fall			3	Stock has an ACL
Salmon	Chinook salmon - Columbia Upper River Bright Fall			1	International ACL exception
Salmon	Chinook salmon - Columbia Upper River Spring			5	Choke stock
Salmon	Chinook salmon - Columbia Upper River Summer			1	International ACL exception
Salmon	Chinook salmon - Eastern Strait of Juan de Fuca Summer/Fall			3	ESA listed
Salmon	Chinook salmon - Grays Harbor Fall			1	International ACL exception
Salmon	Chinook salmon - Grays Harbor Spring			1	International ACL exception
Salmon	Chinook salmon - Green River Summer/Fall			3	ESA listed
Salmon	Chinook salmon - Hoh Fall			1	International ACL exception
Salmon	Chinook salmon - Hoh Spring/Summer			1	International ACL exception
Salmon	Chinook salmon - Hoko Summer/Fall			1	International ACL exception
Salmon	Chinook salmon - Klamath River Fall	5	Choke stock	5	Choke stock
Salmon	Chinook salmon - Klamath River Spring	3	ACL but not choke stock		
Salmon	Chinook salmon - Mid Hood Canal Summer/Fall			3	ESA listed
Salmon	Chinook salmon - Nisqually River Summer/Fall			3	ESA listed

		Scorable Criteria			
Rubric		Habitat dependence			
Region		Southwest		Northwest	
Theme		Both	Rationale	Both	Rationale
FMP	TOTAL POSSIBLE SCORING	5	xx	5	xx
Groundfish	Stripetail rockfish	3	Less associated with high relief		
Groundfish	Swordspine rockfish				
Groundfish	Tiger rockfish	5	Closely assoc. with high relief	5	Closely assoc. with high relief
Groundfish	Tope	1	Widespread in temperate waters	1	Widespread in temperate waters
Groundfish	Treefish				
Groundfish	Vermillion rockfish	3	Less associated with high relief		
Groundfish	Whitespeckled rockfish				
Groundfish	Widow rockfish	3	Less associated with high relief	5	Dependent on pinnacle habitats
Groundfish	Yelloweye rockfish	5	Closely assoc. with high relief	5	Closely assoc. with high relief
Groundfish	Yellowmouth rockfish			3	Less associated with high relief
Groundfish	Yellowtail rockfish - North	3	Less associated with high relief	3	Less associated with high relief
Groundfish	Yellowtail rockfish - South	3	Less associated with high relief		
Salmon	Chinook salmon			5	Freshwater and estuary use
Salmon	Chinook salmon - California Coastal	5	Freshwater and estuary use	5	Freshwater and estuary use
Salmon	Chinook salmon - Cedar River Summer/Fall			5	Freshwater and estuary use
Salmon	Chinook salmon - Central and Northern Oregon			5	Freshwater and estuary use
Salmon	Chinook salmon - Columbia Lower River Hatchery Fall			5	Freshwater and estuary use
Salmon	Chinook salmon - Columbia Lower River Hatchery Spring			5	Freshwater and estuary use
Salmon	Chinook salmon - Columbia Mid-River Bright Hatchery Fall			5	Freshwater and estuary use
Salmon	Chinook salmon - Columbia Spring Creek Hatchery Fall			5	Freshwater and estuary use
Salmon	Chinook salmon - Columbia Upper River Bright Fall			5	Freshwater and estuary use
Salmon	Chinook salmon - Columbia Upper River Spring			5	Freshwater and estuary use
Salmon	Chinook salmon - Columbia Upper River Summer			5	Freshwater and estuary use
Salmon	Chinook salmon - Eastern Strait of Juan de Fuca Summer/Fall			5	Freshwater and estuary use
Salmon	Chinook salmon - Grays Harbor Fall			5	Freshwater and estuary use
Salmon	Chinook salmon - Grays Harbor Spring			5	Freshwater and estuary use
Salmon	Chinook salmon - Green River Summer/Fall			5	Freshwater and estuary use
Salmon	Chinook salmon - Hoh Fall			5	Freshwater and estuary use
Salmon	Chinook salmon - Hoh Spring/Summer			5	Freshwater and estuary use
Salmon	Chinook salmon - Hoko Summer/Fall			5	Freshwater and estuary use
Salmon	Chinook salmon - Klamath River Fall	5	Freshwater and estuary use	5	Freshwater and estuary use
Salmon	Chinook salmon - Klamath River Spring	5	Freshwater and estuary use		
Salmon	Chinook salmon - Mid Hood Canal Summer/Fall			5	Freshwater and estuary use
Salmon	Chinook salmon - Nisqually River Summer/Fall			5	Freshwater and estuary use

		Scorable Criteria			
Rubric		Habitat Disturbance - Fishing impacts			
Region		Southwest		Northwest	
Theme		Both	Rationale	Both	Rationale
FMP	TOTAL POSSIBLE SCORING	1	xx	1	xx
Groundfish	Stripetail rockfish	1	Bottom trawl impacts		
Groundfish	Swordspine rockfish				
Groundfish	Tiger rockfish	1	Bottom trawl impacts	0	Limited impacts from fixed gear over untrawable habitats
Groundfish	Tope	1	Bottom trawl impacts	0	Associated with soft bottoms
Groundfish	Treefish				
Groundfish	Vermilion rockfish	1	Bottom trawl impacts		
Groundfish	Whitespeckled rockfish				
Groundfish	Widow rockfish	1	Bottom trawl impacts	0	Midwater distribution
Groundfish	Yelloweye rockfish	1	Bottom trawl impacts	0	Limited impacts from fixed gear over untrawable habitats
Groundfish	Yellowmouth rockfish			1	Trawl impacts to rocky habitats
Groundfish	Yellowtail rockfish - North	1	Bottom trawl impacts	1	Trawl impacts to rocky habitats
Groundfish	Yellowtail rockfish - South	1	Bottom trawl impacts		
Salmon	Chinook salmon			0	Limited fishing impacts for salmon
Salmon	Chinook salmon - California Coastal	0	Limited fishing impacts for salmon	0	Limited fishing impacts for salmon
Salmon	Chinook salmon - Cedar River Summer/Fall			0	Limited fishing impacts for salmon
Salmon	Chinook salmon - Central and Northern Oregon			0	Limited fishing impacts for salmon
Salmon	Chinook salmon - Columbia Lower River Hatchery Fall			0	Limited fishing impacts for salmon
Salmon	Chinook salmon - Columbia Lower River Hatchery Spring			0	Limited fishing impacts for salmon
Salmon	Chinook salmon - Columbia Mid-River Bright Hatchery Fall			0	Limited fishing impacts for salmon
Salmon	Chinook salmon - Columbia Spring Creek Hatchery Fall			0	Limited fishing impacts for salmon
Salmon	Chinook salmon - Columbia Upper River Bright Fall			0	Limited fishing impacts for salmon
Salmon	Chinook salmon - Columbia Upper River Spring			0	Limited fishing impacts for salmon
Salmon	Chinook salmon - Columbia Upper River Summer			0	Limited fishing impacts for salmon
Salmon	Chinook salmon - Eastern Strait of Juan de Fuca Summer/Fall			0	Limited fishing impacts for salmon
Salmon	Chinook salmon - Grays Harbor Fall			0	Limited fishing impacts for salmon
Salmon	Chinook salmon - Grays Harbor Spring			0	Limited fishing impacts for salmon
Salmon	Chinook salmon - Green River Summer/Fall			0	Limited fishing impacts for salmon
Salmon	Chinook salmon - Hoh Fall			0	Limited fishing impacts for salmon
Salmon	Chinook salmon - Hoh Spring/Summer			0	Limited fishing impacts for salmon
Salmon	Chinook salmon - Hoko Summer/Fall			0	Limited fishing impacts for salmon
Salmon	Chinook salmon - Klamath River Fall	0	Limited fishing impacts for salmon	0	Limited fishing impacts for salmon
Salmon	Chinook salmon - Klamath River Spring	0	Limited fishing impacts for salmon		
Salmon	Chinook salmon - Mid Hood Canal Summer/Fall			0	Limited fishing impacts for salmon
Salmon	Chinook salmon - Nisqually River Summer/Fall			0	Limited fishing impacts for salmon

		Scorable Criteria			
Rubric		Habitat Disturbance - Non-fishing impacts			
Region		Southwest		Northwest	
Theme		Both	Rationale	Both	Rationale
FMP	TOTAL POSSIBLE SCORING	1	xx	1	xx
Groundfish	Stripetail rockfish	0	Outer shelf/slope habitats less vulnerable		
Groundfish	Swordspine rockfish				
Groundfish	Tiger rockfish	0	Outer shelf/slope habitats less vulnerable	1	Nearshore habitats
Groundfish	Tope	0	Outer shelf/slope habitats less vulnerable	0	Outer shelf/slope habitats less vulnerable
Groundfish	Treefish				
Groundfish	Vermilion rockfish	0	Outer shelf/slope habitats less vulnerable		
Groundfish	Whitespeckled rockfish				
Groundfish	Widow rockfish	0	Outer shelf/slope habitats less vulnerable	0	Outer shelf/slope habitats less vulnerable
Groundfish	Yelloweye rockfish	0	Outer shelf/slope habitats less vulnerable	0	Outer shelf/slope habitats less vulnerable
Groundfish	Yellowmouth rockfish			0	Outer shelf/slope habitats less vulnerable
Groundfish	Yellowtail rockfish - North	0	Outer shelf/slope habitats less vulnerable	0	Outer shelf/slope habitats less vulnerable
Groundfish	Yellowtail rockfish - South	0	Outer shelf/slope habitats less vulnerable		
Salmon	Chinook salmon			1	Estuary and freshwater habitats
Salmon	Chinook salmon - California Coastal	1	Estuary and freshwater habitats	1	Estuary and freshwater habitats
Salmon	Chinook salmon - Cedar River Summer/Fall			1	Estuary and freshwater habitats
Salmon	Chinook salmon - Central and Northern Oregon			1	Estuary and freshwater habitats
Salmon	Chinook salmon - Columbia Lower River Hatchery Fall			1	Estuary and freshwater habitats
Salmon	Chinook salmon - Columbia Lower River Hatchery Spring			1	Estuary and freshwater habitats
Salmon	Chinook salmon - Columbia Mid-River Bright Hatchery Fall			1	Estuary and freshwater habitats
Salmon	Chinook salmon - Columbia Spring Creek Hatchery Fall			1	Estuary and freshwater habitats
Salmon	Chinook salmon - Columbia Upper River Bright Fall			1	Estuary and freshwater habitats
Salmon	Chinook salmon - Columbia Upper River Spring			1	Estuary and freshwater habitats
Salmon	Chinook salmon - Columbia Upper River Summer			1	Estuary and freshwater habitats
Salmon	Chinook salmon - Eastern Strait of Juan de Fuca Summer/Fall			1	Estuary and freshwater habitats
Salmon	Chinook salmon - Grays Harbor Fall			1	Estuary and freshwater habitats
Salmon	Chinook salmon - Grays Harbor Spring			1	Estuary and freshwater habitats
Salmon	Chinook salmon - Green River Summer/Fall			1	Estuary and freshwater habitats
Salmon	Chinook salmon - Hoh Fall			1	Estuary and freshwater habitats
Salmon	Chinook salmon - Hoh Spring/Summer			1	Estuary and freshwater habitats
Salmon	Chinook salmon - Hoko Summer/Fall			1	Estuary and freshwater habitats
Salmon	Chinook salmon - Klamath River Fall	1	Estuary and freshwater habitats	1	Estuary and freshwater habitats
Salmon	Chinook salmon - Klamath River Spring	1	Estuary and freshwater habitats		
Salmon	Chinook salmon - Mid Hood Canal Summer/Fall			1	Estuary and freshwater habitats
Salmon	Chinook salmon - Nisqually River Summer/Fall			1	Estuary and freshwater habitats

Scorable Criteria									
Rubric		Habitat Disturbance - Location-based vulnerability				Habitat Disturbance - Vulnerability & recovery			
Region		Southwest		Northwest		Southwest		Northwest	
Theme		Both	Rationale	Both	Rationale	Both	Rationale	Both	Rationale
FMP	TOTAL POSSIBLE SCORING	1	xx	1	xx	1	xx	1	xx
Groundfish	Stripetail rockfish	1	Rocky habitats			1	Rocky habitats		
Groundfish	Swordspine rockfish								
Groundfish	Tiger rockfish	1	Nearshore	1	Nearshore	1	Rocky habitats	1	Rocky habitats
Groundfish	Tope	1	Estuary use	0	Outer shelf/slope	1	Estuary use	0	Soft bottom
Groundfish	Treefish								
Groundfish	Vermillion rockfish	1	Rocky habitats			1	Rocky habitats		
Groundfish	Whitespeckled rockfish								
Groundfish	Widow rockfish	1	Rocky habitats	0	Outer shelf/slope	1	Rocky habitats	1	Rocky habitats
Groundfish	Yelloweye rockfish	1	Rocky habitats	0	Outer shelf/slope	1	Rocky habitats	1	Rocky habitats
Groundfish	Yellowmouth rockfish			1	Rocky habitats			1	Rocky habitats
Groundfish	Yellowtail rockfish - North	1	Rocky habitats	1	Rocky habitats	1	Rocky habitats	1	Rocky habitats
Groundfish	Yellowtail rockfish - South	1	Rocky habitats			1	Rocky habitats		
Salmon	Chinook salmon			1	Freshwater/estuary			1	Freshwater/estuary
Salmon	Chinook salmon - California Coastal	0	Relatively less disturbed	1	Freshwater/estuary	1	Freshwater/estuary	1	Freshwater/estuary
Salmon	Chinook salmon - Cedar River Summer/Fall			1	Freshwater/estuary			1	Freshwater/estuary
Salmon	Chinook salmon - Central and Northern Oregon			1	Freshwater/estuary			1	Freshwater/estuary
Salmon	Chinook salmon - Columbia Lower River Hatchery Fall			1	Freshwater/estuary			1	Freshwater/estuary
Salmon	Chinook salmon - Columbia Lower River Hatchery Spring			1	Freshwater/estuary			1	Freshwater/estuary
Salmon	Chinook salmon - Columbia Mid-River Bright Hatchery Fall			1	Freshwater/estuary			1	Freshwater/estuary
Salmon	Chinook salmon - Columbia Spring Creek Hatchery Fall			1	Freshwater/estuary			1	Freshwater/estuary
Salmon	Chinook salmon - Columbia Upper River Bright Fall			1	Freshwater/estuary			1	Freshwater/estuary
Salmon	Chinook salmon - Columbia Upper River Spring			1	Freshwater/estuary			1	Freshwater/estuary
Salmon	Chinook salmon - Columbia Upper River Summer			1	Freshwater/estuary			1	Freshwater/estuary
Salmon	Chinook salmon - Eastern Strait of Juan de Fuca Summer/Fall			1	Freshwater/estuary			1	Freshwater/estuary
Salmon	Chinook salmon - Grays Harbor Fall			1	Freshwater/estuary			1	Freshwater/estuary
Salmon	Chinook salmon - Grays Harbor Spring			1	Freshwater/estuary			1	Freshwater/estuary
Salmon	Chinook salmon - Green River Summer/Fall			1	Freshwater/estuary			1	Freshwater/estuary
Salmon	Chinook salmon - Hoh Fall			1	Freshwater/estuary			1	Freshwater/estuary
Salmon	Chinook salmon - Hoh Spring/Summer			1	Freshwater/estuary			1	Freshwater/estuary
Salmon	Chinook salmon - Hoko Summer/Fall			1	Freshwater/estuary			1	Freshwater/estuary
Salmon	Chinook salmon - Klamath River Fall	0	Relatively less disturbed	1	Freshwater/estuary	1	Freshwater/estuary	1	Freshwater/estuary
Salmon	Chinook salmon - Klamath River Spring	0	Relatively less disturbed			1	Freshwater/estuary		
Salmon	Chinook salmon - Mid Hood Canal Summer/Fall			1	Freshwater/estuary			1	Freshwater/estuary
Salmon	Chinook salmon - Nisqually River Summer/Fall			1	Freshwater/estuary			1	Freshwater/estuary

Scorable Criteria							
Rubric		Habitat Disturbance - Rarity				Total Disturbance	
Region		Southwest		Northwest		SW	NW
Theme		Both	Rationale	Both	Rationale	Both	Both
FMP	TOTAL POSSIBLE SCORING	1	xx	1	xx	5	5
Groundfish	Stripetail rockfish	0	Mixed habitat use			3	
Groundfish	Swordspine rockfish						
Groundfish	Tiger rockfish	1	Rock associated	1	Rocky habitats	4	4
Groundfish	Tope	0	Soft bottoms	0	Soft bottoms	3	0
Groundfish	Treefish						
Groundfish	Vermilion rockfish	1	Rock associated			4	
Groundfish	Whitespeckled rockfish						
Groundfish	Widow rockfish	1	Rock associated	1	Rocky habitats	4	2
Groundfish	Yelloweye rockfish	1	Rock associated	1	Rocky habitats	4	2
Groundfish	Yellowmouth rockfish			1	Rocky habitats		4
Groundfish	Yellowtail rockfish - North	1	Rock associated	1	Rocky habitats	4	4
Groundfish	Yellowtail rockfish - South	1	Rock associated			4	
Salmon	Chinook salmon			1	Estuarine dependent		4
Salmon	Chinook salmon - California Coastal	0	Habitat available below dams	1	Dams; heavily disturbed	2	4
Salmon	Chinook salmon - Cedar River Summer/Fall			1	Dams; estuarine dependent		4
Salmon	Chinook salmon - Central and Northern Oregon			1	Estuarine dependent		4
Salmon	Chinook salmon - Columbia Lower River Hatchery Fall			0	Hatchery stock		3
Salmon	Chinook salmon - Columbia Lower River Hatchery Spring			0	Hatchery stock		3
Salmon	Chinook salmon - Columbia Mid-River Bright Hatchery Fall			0	Hatchery stock		3
Salmon	Chinook salmon - Columbia Spring Creek Hatchery Fall			0	Hatchery stock		3
Salmon	Chinook salmon - Columbia Upper River Bright Fall			1	Dams; estuarine dependent		4
Salmon	Chinook salmon - Columbia Upper River Spring			1	Dams; estuarine dependent		4
Salmon	Chinook salmon - Columbia Upper River Summer			1	Dams; estuarine dependent		4
Salmon	Chinook salmon - Eastern Strait of Juan de Fuca Summer/Fall			1	Dams; estuarine dependent		4
Salmon	Chinook salmon - Grays Harbor Fall			1	Estuarine dependent		4
Salmon	Chinook salmon - Grays Harbor Spring			1	Estuarine dependent		4
Salmon	Chinook salmon - Green River Summer/Fall			1	Dams; estuarine dependent		4
Salmon	Chinook salmon - Hoh Fall			1	Estuarine dependent		4
Salmon	Chinook salmon - Hoh Spring/Summer			1	Estuarine dependent		4
Salmon	Chinook salmon - Hoko Summer/Fall			1	Estuarine dependent		4
Salmon	Chinook salmon - Klamath River Fall	0	Habitat available below dams	1	Dams; estuarine dependent	2	4
Salmon	Chinook salmon - Klamath River Spring	1	Impassable river barriers			3	
Salmon	Chinook salmon - Mid Hood Canal Summer/Fall			1	Impassable river barriers		4
Salmon	Chinook salmon - Nisqually River Summer/Fall			1	Dams; estuarine dependent		4

		Scorable Criteria			
Rubric		Ecological - Important predator			
Region		Southwest		Northwest	
Theme		Both	Rationale	Both	Rationale
FMP	TOTAL POSSIBLE SCORING	1	xx	1	xx
Groundfish	Stripetail rockfish	0	Water column planktivore		
Groundfish	Swordspine rockfish				
Groundfish	Tiger rockfish	0	Diet not well known	0	Diet not well known
Groundfish	Tope	0	Fish predator but less abundant	1	Diet is primarily fish
Groundfish	Treefish				
Groundfish	Vermilion rockfish	0	Intermediate level predator		
Groundfish	Whitespeckled rockfish				
Groundfish	Widow rockfish	1	Abundant; some fish in diet	0	Water column prey
Groundfish	Yelloweye rockfish	0	Fish predator but less abundant	1	Variety of fish spp. in diet
Groundfish	Yellowmouth rockfish			0	Diet not well known
Groundfish	Yellowtail rockfish - North	1	Abundant; some fish in diet	0	Fish are minor component of diet
Groundfish	Yellowtail rockfish - South	1	Abundant; some fish in diet		
Salmon	Chinook salmon			1	Fish make up large proportion of diet
Salmon	Chinook salmon - California Coastal	0	Fish in diet but less abundant	1	Fish make up large proportion of diet
Salmon	Chinook salmon - Cedar River Summer/Fall			1	Fish make up large proportion of diet
Salmon	Chinook salmon - Central and Northern Oregon			1	Fish make up large proportion of diet
Salmon	Chinook salmon - Columbia Lower River Hatchery Fall			1	Fish make up large proportion of diet
Salmon	Chinook salmon - Columbia Lower River Hatchery Spring			1	Fish make up large proportion of diet
Salmon	Chinook salmon - Columbia Mid-River Bright Hatchery Fall			1	Fish make up large proportion of diet
Salmon	Chinook salmon - Columbia Spring Creek Hatchery Fall			1	Fish make up large proportion of diet
Salmon	Chinook salmon - Columbia Upper River Bright Fall			1	Fish make up large proportion of diet
Salmon	Chinook salmon - Columbia Upper River Spring			1	Fish make up large proportion of diet
Salmon	Chinook salmon - Columbia Upper River Summer			1	Fish make up large proportion of diet
Salmon	Chinook salmon - Eastern Strait of Juan de Fuca Summer/Fall			1	Fish make up large proportion of diet
Salmon	Chinook salmon - Grays Harbor Fall			1	Fish make up large proportion of diet
Salmon	Chinook salmon - Grays Harbor Spring			1	Fish make up large proportion of diet
Salmon	Chinook salmon - Green River Summer/Fall			1	Fish make up large proportion of diet
Salmon	Chinook salmon - Hoh Fall			1	Fish make up large proportion of diet
Salmon	Chinook salmon - Hoh Spring/Summer			1	Fish make up large proportion of diet
Salmon	Chinook salmon - Hoko Summer/Fall			1	Fish make up large proportion of diet
Salmon	Chinook salmon - Klamath River Fall	1	Abundant; high % of diet is fish	1	Fish make up large proportion of diet
Salmon	Chinook salmon - Klamath River Spring	0	Fish in diet but less abundant		
Salmon	Chinook salmon - Mid Hood Canal Summer/Fall			1	Fish make up large proportion of diet
Salmon	Chinook salmon - Nisqually River Summer/Fall			1	Fish make up large proportion of diet

		Scorable Criteria			
Rubric		Ecological - Important prey			
Region		Southwest		Northwest	
Theme		Both	Rationale	Both	Rationale
FMP	TOTAL POSSIBLE SCORING	1	xx	1	xx
Groundfish	Stripetail rockfish	0	Forage as juveniles		
Groundfish	Swordspine rockfish				
Groundfish	Tiger rockfish	0	Forage as juveniles	0	Forage as juveniles
Groundfish	Tope	0	High trophic level	0	High trophic level
Groundfish	Treefish				
Groundfish	Vermilion rockfish	0	Forage as juveniles		
Groundfish	Whitespeckled rockfish				
Groundfish	Widow rockfish	1	Important forage as juveniles	1	Important forage as juveniles
Groundfish	Yelloweye rockfish	0	Forage as juveniles	0	Forage as juveniles
Groundfish	Yellowmouth rockfish			0	Forage as juveniles
Groundfish	Yellowtail rockfish - North	1	Important forage as juveniles	1	Important forage as juveniles
Groundfish	Yellowtail rockfish - South	1	Important forage as juveniles		
Salmon	Chinook salmon			0	Forage as juveniles
Salmon	Chinook salmon - California Coastal	0	Forage as juveniles	0	Forage as juveniles
Salmon	Chinook salmon - Cedar River Summer/Fall			0	Forage as juveniles
Salmon	Chinook salmon - Central and Northern Oregon			0	Forage as juveniles
Salmon	Chinook salmon - Columbia Lower River Hatchery Fall			0	Forage as juveniles
Salmon	Chinook salmon - Columbia Lower River Hatchery Spring			0	Forage as juveniles
Salmon	Chinook salmon - Columbia Mid-River Bright Hatchery Fall			0	Forage as juveniles
Salmon	Chinook salmon - Columbia Spring Creek Hatchery Fall			0	Forage as juveniles
Salmon	Chinook salmon - Columbia Upper River Bright Fall			0	Forage as juveniles
Salmon	Chinook salmon - Columbia Upper River Spring			0	Forage as juveniles
Salmon	Chinook salmon - Columbia Upper River Summer			0	Forage as juveniles
Salmon	Chinook salmon - Eastern Strait of Juan de Fuca Summer/Fall			0	Forage as juveniles
Salmon	Chinook salmon - Grays Harbor Fall			0	Forage as juveniles
Salmon	Chinook salmon - Grays Harbor Spring			0	Forage as juveniles
Salmon	Chinook salmon - Green River Summer/Fall			0	Forage as juveniles
Salmon	Chinook salmon - Hoh Fall			0	Forage as juveniles
Salmon	Chinook salmon - Hoh Spring/Summer			0	Forage as juveniles
Salmon	Chinook salmon - Hoko Summer/Fall			0	Forage as juveniles
Salmon	Chinook salmon - Klamath River Fall	1	Important forage as juveniles	0	Forage as juveniles
Salmon	Chinook salmon - Klamath River Spring	0	Forage as juveniles		
Salmon	Chinook salmon - Mid Hood Canal Summer/Fall			0	Forage as juveniles
Salmon	Chinook salmon - Nisqually River Summer/Fall			0	Forage as juveniles

		Scorable Criteria			
Rubric		Ecological - High biomass			
Region		Southwest		Northwest	
Theme		Both	Rationale	Both	Rationale
FMP	TOTAL POSSIBLE SCORING	1	xx	1	xx
Groundfish	Stripetail rockfish	0	Lower abundance		
Groundfish	Swordspine rockfish				
Groundfish	Tiger rockfish	0	Lower abundance	0	Lower abundance
Groundfish	Tope	0	Lower abundance	0	Lower abundance
Groundfish	Treefish				
Groundfish	Vermillion rockfish	0	Lower abundance		
Groundfish	Whitespeckled rockfish				
Groundfish	Widow rockfish	0	Lower abundance	1	Groundfish stocks top quartile
Groundfish	Yelloweye rockfish	0	Lower abundance	0	Lower abundance
Groundfish	Yellowmouth rockfish			0	Lower abundance
Groundfish	Yellowtail rockfish - North	0	Lower abundance	1	Groundfish stocks top quartile
Groundfish	Yellowtail rockfish - South	0	Lower abundance		
Salmon	Chinook salmon			1	Salmon stocks top quartile
Salmon	Chinook salmon - California Coastal	0	Lower abundance	0	Lower abundance
Salmon	Chinook salmon - Cedar River Summer/Fall			0	Lower abundance
Salmon	Chinook salmon - Central and Northern Oregon			0	Lower abundance
Salmon	Chinook salmon - Columbia Lower River Hatchery Fall			1	Salmon stocks top quartile
Salmon	Chinook salmon - Columbia Lower River Hatchery Spring			0	Lower abundance
Salmon	Chinook salmon - Columbia Mid-River Bright Hatchery Fall			1	Salmon stocks top quartile
Salmon	Chinook salmon - Columbia Spring Creek Hatchery Fall			1	Salmon stocks top quartile
Salmon	Chinook salmon - Columbia Upper River Bright Fall			1	Salmon stocks top quartile
Salmon	Chinook salmon - Columbia Upper River Spring			1	Salmon stocks top quartile
Salmon	Chinook salmon - Columbia Upper River Summer			1	Salmon stocks top quartile
Salmon	Chinook salmon - Eastern Strait of Juan de Fuca Summer/Fall			0	Lower abundance
Salmon	Chinook salmon - Grays Harbor Fall			0	Lower abundance
Salmon	Chinook salmon - Grays Harbor Spring			0	Lower abundance
Salmon	Chinook salmon - Green River Summer/Fall			0	Lower abundance
Salmon	Chinook salmon - Hoh Fall			0	Lower abundance
Salmon	Chinook salmon - Hoh Spring/Summer			0	Lower abundance
Salmon	Chinook salmon - Hoko Summer/Fall			0	Lower abundance
Salmon	Chinook salmon - Klamath River Fall	1	Salmon abundance top quartile	1	Salmon stocks top quartile
Salmon	Chinook salmon - Klamath River Spring	0	Lower abundance		
Salmon	Chinook salmon - Mid Hood Canal Summer/Fall			0	Lower abundance
Salmon	Chinook salmon - Nisqually River Summer/Fall			0	Lower abundance

		Scorable Criteria			
Rubric		Ecological Importance - Habitat altering			
Region		Southwest		Northwest	
Theme		Both	Rationale	Both	Rationale
FMP	TOTAL POSSIBLE SCORING	1	xx	1	xx
Groundfish	Stripetail rockfish	0	No significant engineering		
Groundfish	Swordspine rockfish				
Groundfish	Tiger rockfish	0	No significant engineering	0	No significant engineering
Groundfish	Tope	0	No significant engineering	0	No significant engineering
Groundfish	Treefish				
Groundfish	Vermilion rockfish	0	No significant engineering		
Groundfish	Whitespeckled rockfish				
Groundfish	Widow rockfish	0	No significant engineering	0	No significant engineering
Groundfish	Yelloweye rockfish	0	No significant engineering	0	No significant engineering
Groundfish	Yellowmouth rockfish			0	No significant engineering
Groundfish	Yellowtail rockfish - North	0	No significant engineering	0	No significant engineering
Groundfish	Yellowtail rockfish - South	0	No significant engineering		
Salmon	Chinook salmon			1	Gravel excavation in streams
Salmon	Chinook salmon - California Coastal	1	Gravel excavation in streams	1	Gravel excavation in streams
Salmon	Chinook salmon - Cedar River Summer/Fall			1	Gravel excavation in streams
Salmon	Chinook salmon - Central and Northern Oregon			1	Gravel excavation in streams
Salmon	Chinook salmon - Columbia Lower River Hatchery Fall			0	Hatchery stock
Salmon	Chinook salmon - Columbia Lower River Hatchery Spring			0	Hatchery stock
Salmon	Chinook salmon - Columbia Mid-River Bright Hatchery Fall			0	Hatchery stock
Salmon	Chinook salmon - Columbia Spring Creek Hatchery Fall			0	Hatchery stock
Salmon	Chinook salmon - Columbia Upper River Bright Fall			1	Gravel excavation in streams
Salmon	Chinook salmon - Columbia Upper River Spring			1	Gravel excavation in streams
Salmon	Chinook salmon - Columbia Upper River Summer			1	Gravel excavation in streams
Salmon	Chinook salmon - Eastern Strait of Juan de Fuca Summer/Fall			1	Gravel excavation in streams
Salmon	Chinook salmon - Grays Harbor Fall			1	Gravel excavation in streams
Salmon	Chinook salmon - Grays Harbor Spring			1	Gravel excavation in streams
Salmon	Chinook salmon - Green River Summer/Fall			1	Gravel excavation in streams
Salmon	Chinook salmon - Hoh Fall			1	Gravel excavation in streams
Salmon	Chinook salmon - Hoh Spring/Summer			1	Gravel excavation in streams
Salmon	Chinook salmon - Hoko Summer/Fall			1	Gravel excavation in streams
Salmon	Chinook salmon - Klamath River Fall	1	Gravel excavation in streams	1	Gravel excavation in streams
Salmon	Chinook salmon - Klamath River Spring	1	Gravel excavation in streams		
Salmon	Chinook salmon - Mid Hood Canal Summer/Fall			1	Gravel excavation in streams
Salmon	Chinook salmon - Nisqually River Summer/Fall			1	Gravel excavation in streams

		Scorable Criteria									
Rubric		Ecological - Historically important					Ecological - Treaty impacts			Total Ecological	
Region		Southwest			Northwest		Northwest only			Southwest	Northwest
Theme		Both	Rationale	Both	Rationale	Both	Rationale	Both	Rationale	Both	Both
FMP	TOTAL POSSIBLE SCORING	1	xx	1	xx	Bonus	xx			5	5
Groundfish	Stripetail rockfish	0	Smaller unfished biomass							0	
Groundfish	Swordspine rockfish										
Groundfish	Tiger rockfish	0	Smaller unfished biomass	0	Smaller unfished biomass	0	Less critical in treaty areas	0	Less critical in treaty areas	0	0
Groundfish	Tope	0	Smaller unfished biomass	0	Smaller unfished biomass	0	Less critical in treaty areas	0	Less critical in treaty areas	0	1
Groundfish	Treefish										
Groundfish	Vermilion rockfish	0	Smaller unfished biomass							0	
Groundfish	Whitespeckled rockfish										
Groundfish	Widow rockfish	1	Top quartile unfished biomass	1	Top quartile unfished biomass	1	Critical comp. of treaty areas	3	Critical comp. of treaty areas	3	4
Groundfish	Yelloweye rockfish	0	Smaller unfished biomass	0	Smaller unfished biomass	1	Critical comp. of treaty areas	0	Critical comp. of treaty areas	0	2
Groundfish	Yellowmouth rockfish			0	Smaller unfished biomass	0	Not prevalent in treaty areas		Not prevalent in treaty areas		0
Groundfish	Yellowtail rockfish - North	1	Top quartile unfished biomass	0	Smaller unfished biomass	1	Critical comp. of treaty areas	3	Critical comp. of treaty areas	3	3
Groundfish	Yellowtail rockfish - South	1	Top quartile unfished biomass					3		3	
Salmon	Chinook salmon			1	Importance in FW systems	1	Critical comp. of treaty areas		Critical comp. of treaty areas		5
Salmon	Chinook salmon - California Coastal	1	Importance in FW systems	1	Importance in FW systems	NA	Information @ species level	2	Information @ species level	2	3
Salmon	Chinook salmon - Cedar River Summer/Fall			1	Importance in FW systems	NA	Information @ species level		Information @ species level		3
Salmon	Chinook salmon - Central and Northern Oregon			1	Importance in FW systems	NA	Information @ species level		Information @ species level		3
Salmon	Chinook salmon - Columbia Lower River Hatchery Fall			0	Hatchery stock	NA	Information @ species level		Information @ species level		2
Salmon	Chinook salmon - Columbia Lower River Hatchery Spring			0	Hatchery stock	NA	Information @ species level		Information @ species level		1
Salmon	Chinook salmon - Columbia Mid-River Bright Hatchery Fall			0	Hatchery stock	NA	Information @ species level		Information @ species level		2
Salmon	Chinook salmon - Columbia Spring Creek Hatchery Fall			0	Hatchery stock	NA	Information @ species level		Information @ species level		2
Salmon	Chinook salmon - Columbia Upper River Bright Fall			1	Importance in FW systems	NA	Information @ species level		Information @ species level		4
Salmon	Chinook salmon - Columbia Upper River Spring			1	Importance in FW systems	NA	Information @ species level		Information @ species level		4
Salmon	Chinook salmon - Columbia Upper River Summer			1	Importance in FW systems	NA	Information @ species level		Information @ species level		4
Salmon	Chinook salmon - Eastern Strait of Juan de Fuca Summer/Fall			1	Importance in FW systems	NA	Information @ species level		Information @ species level		3
Salmon	Chinook salmon - Grays Harbor Fall			1	Importance in FW systems	NA	Information @ species level		Information @ species level		3
Salmon	Chinook salmon - Grays Harbor Spring			1	Importance in FW systems	NA	Information @ species level		Information @ species level		3
Salmon	Chinook salmon - Green River Summer/Fall			1	Importance in FW systems	NA	Information @ species level		Information @ species level		3
Salmon	Chinook salmon - Hoh Fall			1	Importance in FW systems	NA	Information @ species level		Information @ species level		3
Salmon	Chinook salmon - Hoh Spring/Summer			1	Importance in FW systems	NA	Information @ species level		Information @ species level		3
Salmon	Chinook salmon - Hoko Summer/Fall			1	Importance in FW systems	NA	Information @ species level		Information @ species level		3
Salmon	Chinook salmon - Klamath River Fall	1	Importance in FW systems	1	Importance in FW systems	NA	Information @ species level	5	Information @ species level	5	4
Salmon	Chinook salmon - Klamath River Spring	1	Importance in FW systems					2		2	
Salmon	Chinook salmon - Mid Hood Canal Summer/Fall			1	Importance in FW systems	NA	Information @ species level		Information @ species level		3
Salmon	Chinook salmon - Nisqually River Summer/Fall			1	Importance in FW systems	NA	Information @ species level		Information @ species level		3

		Scorable Criteria			
Rubric		Value - Commercial			
Region		Southwest		Northwest	
Theme		Both	Rationale	Both	Rationale
FMP	TOTAL POSSIBLE SCORING	1	xx	1	xx
Groundfish	Stripetail rockfish	0	Limited commercial value		
Groundfish	Swordspine rockfish				
Groundfish	Tiger rockfish	0	Limited commercial value	0	Limited commercial value
Groundfish	Tope	0	Limited commercial value	0	Limited commercial value
Groundfish	Treefish				
Groundfish	Vermillion rockfish	0	Limited commercial value		
Groundfish	Whitespeckled rockfish				
Groundfish	Widow rockfish	0	Limited commercial value	0	Limited commercial value
Groundfish	Yelloweye rockfish	0	Limited commercial value	0	Limited commercial value
Groundfish	Yellowmouth rockfish			0	Limited commercial value
Groundfish	Yellowtail rockfish - North	0	Limited commercial value	1	Top quartile comm. value
Groundfish	Yellowtail rockfish - South	0	Limited commercial value		
Salmon	Chinook salmon			1	Top commercial salmon spp.
Salmon	Chinook salmon - California Coastal	0	Smaller contribution to landings	0	Limited contribution of stock
Salmon	Chinook salmon - Cedar River Summer/Fall			0	Limited contribution of stock
Salmon	Chinook salmon - Central and Northern Oregon			0	Limited contribution of stock
Salmon	Chinook salmon - Columbia Lower River Hatchery Fall			1	Top quartile salmon abundance
Salmon	Chinook salmon - Columbia Lower River Hatchery Spring			0	Limited contribution of stock
Salmon	Chinook salmon - Columbia Mid-River Bright Hatchery Fall			1	Top quartile salmon abundance
Salmon	Chinook salmon - Columbia Spring Creek Hatchery Fall			1	Top quartile salmon abundance
Salmon	Chinook salmon - Columbia Upper River Bright Fall			1	Top quartile salmon abundance
Salmon	Chinook salmon - Columbia Upper River Spring			1	Top quartile salmon abundance
Salmon	Chinook salmon - Columbia Upper River Summer			1	Top quartile salmon abundance
Salmon	Chinook salmon - Eastern Strait of Juan de Fuca Summer/Fall			0	Limited contribution of stock
Salmon	Chinook salmon - Grays Harbor Fall			0	Limited contribution of stock
Salmon	Chinook salmon - Grays Harbor Spring			0	Limited contribution of stock
Salmon	Chinook salmon - Green River Summer/Fall			0	Limited contribution of stock
Salmon	Chinook salmon - Hoh Fall			0	Limited contribution of stock
Salmon	Chinook salmon - Hoh Spring/Summer			0	Limited contribution of stock
Salmon	Chinook salmon - Hoko Summer/Fall			0	Limited contribution of stock
Salmon	Chinook salmon - Klamath River Fall	1	Top landings based on tag data	1	Top quartile salmon abundance
Salmon	Chinook salmon - Klamath River Spring	0	Smaller contribution to landings		
Salmon	Chinook salmon - Mid Hood Canal Summer/Fall			0	Limited contribution of stock
Salmon	Chinook salmon - Nisqually River Summer/Fall			0	Limited contribution of stock

		Scorable Criteria			
Rubric		Value - Recreational			
Region		Southwest		Northwest	
Theme		Both	Rationale	Both	Rationale
FMP	TOTAL POSSIBLE SCORING	1	xx	1	xx
Groundfish	Stripetail rockfish	0	Limited rec. landings		
Groundfish	Swordspine rockfish				
Groundfish	Tiger rockfish	0	Limited rec. landings	0	Limited rec. landings
Groundfish	Tope	0	Limited rec. landings	0	Limited rec. landings
Groundfish	Treefish				
Groundfish	Vermilion rockfish	1	Top quartile rec. landings		
Groundfish	Whitespeckled rockfish				
Groundfish	Widow rockfish	1	Top quartile rec. landings	0	Limited rec. landings
Groundfish	Yelloweye rockfish	1	Top quartile rec. landings	1	Top quartile rec. landings
Groundfish	Yellowmouth rockfish			0	Limited rec. landings
Groundfish	Yellowtail rockfish - North	1	Top quartile rec. landings	1	Top quartile rec. landings
Groundfish	Yellowtail rockfish - South	1	Top quartile rec. landings		
Salmon	Chinook salmon			0	Less significant to rec. fishery
Salmon	Chinook salmon - California Coastal	0		0	Limited contribution of stock
Salmon	Chinook salmon - Cedar River Summer/Fall			0	Limited contribution of stock
Salmon	Chinook salmon - Central and Northern Oregon			0	Limited contribution of stock
Salmon	Chinook salmon - Columbia Lower River Hatchery Fall			1	Top quartile salmon abundance
Salmon	Chinook salmon - Columbia Lower River Hatchery Spring			0	Limited contribution of stock
Salmon	Chinook salmon - Columbia Mid-River Bright Hatchery Fall			1	Top quartile salmon abundance
Salmon	Chinook salmon - Columbia Spring Creek Hatchery Fall			1	Top quartile salmon abundance
Salmon	Chinook salmon - Columbia Upper River Bright Fall			1	Top quartile salmon abundance
Salmon	Chinook salmon - Columbia Upper River Spring			1	Top quartile salmon abundance
Salmon	Chinook salmon - Columbia Upper River Summer			1	Top quartile salmon abundance
Salmon	Chinook salmon - Eastern Strait of Juan de Fuca Summer/Fall			0	Limited contribution of stock
Salmon	Chinook salmon - Grays Harbor Fall			0	Limited contribution of stock
Salmon	Chinook salmon - Grays Harbor Spring			0	Limited contribution of stock
Salmon	Chinook salmon - Green River Summer/Fall			0	Limited contribution of stock
Salmon	Chinook salmon - Hoh Fall			0	Limited contribution of stock
Salmon	Chinook salmon - Hoh Spring/Summer			0	Limited contribution of stock
Salmon	Chinook salmon - Hoko Summer/Fall			0	Limited contribution of stock
Salmon	Chinook salmon - Klamath River Fall	1	Est. CA rec. landings	1	Top quartile salmon abundance
Salmon	Chinook salmon - Klamath River Spring	0	Limited contribution of stock		
Salmon	Chinook salmon - Mid Hood Canal Summer/Fall			0	Limited contribution of stock
Salmon	Chinook salmon - Nisqually River Summer/Fall			0	Limited contribution of stock

		Scorable Criteria			
Rubric		Value - Commercial management			
Region		Southwest		Northwest	
Theme		Both	Rationale	Both	Rationale
FMP	TOTAL POSSIBLE SCORING	1	xx	1	xx
Groundfish	Stripetail rockfish	1	Affected by spatial closures		
Groundfish	Swordspine rockfish				
Groundfish	Tiger rockfish	1	Affected by spatial closures	1	Significant tribal harvest
Groundfish	Tope	0	No significant mgmt issues	0	No significant mgmt issues
Groundfish	Treefish				
Groundfish	Vermillion rockfish	1	Affected by spatial closures		
Groundfish	Whitespeckled rockfish				
Groundfish	Widow rockfish	1	Affected by spatial closures	1	Stock status; tribal harvest
Groundfish	Yelloweye rockfish	1	Affected by spatial closures	1	Stock status; tribal harvest
Groundfish	Yellowmouth rockfish			0	No significant mgmt issues
Groundfish	Yellowtail rockfish - North	1	Affected by spatial closures	1	Significant tribal harvest
Groundfish	Yellowtail rockfish - South	1	Affected by spatial closures		
Salmon	Chinook salmon			1	ESA; choke stocks; tribal harvest
Salmon	Chinook salmon - California Coastal	1	Choke stock (Klamath complex)	1	Choke stock (Klamath complex)
Salmon	Chinook salmon - Cedar River Summer/Fall			1	ESA listed
Salmon	Chinook salmon - Central and Northern Oregon			0	No significant mgmt issues
Salmon	Chinook salmon - Columbia Lower River Hatchery Fall			1	Choke stock
Salmon	Chinook salmon - Columbia Lower River Hatchery Spring			1	Choke stock
Salmon	Chinook salmon - Columbia Mid-River Bright Hatchery Fall			0	No significant mgmt issues
Salmon	Chinook salmon - Columbia Spring Creek Hatchery Fall			0	No significant mgmt issues
Salmon	Chinook salmon - Columbia Upper River Bright Fall			0	No significant mgmt issues
Salmon	Chinook salmon - Columbia Upper River Spring			1	Choke stock
Salmon	Chinook salmon - Columbia Upper River Summer			0	No significant mgmt issues
Salmon	Chinook salmon - Eastern Strait of Juan de Fuca Summer/Fall			1	ESA listed
Salmon	Chinook salmon - Grays Harbor Fall			0	No significant mgmt issues
Salmon	Chinook salmon - Grays Harbor Spring			0	No significant mgmt issues
Salmon	Chinook salmon - Green River Summer/Fall			1	ESA listed
Salmon	Chinook salmon - Hoh Fall			0	No significant mgmt issues
Salmon	Chinook salmon - Hoh Spring/Summer			0	No significant mgmt issues
Salmon	Chinook salmon - Hoko Summer/Fall			0	No significant mgmt issues
Salmon	Chinook salmon - Klamath River Fall	1	Choke stock	1	Choke stock
Salmon	Chinook salmon - Klamath River Spring	0	Does not limit fisheries		
Salmon	Chinook salmon - Mid Hood Canal Summer/Fall			1	ESA listed
Salmon	Chinook salmon - Nisqually River Summer/Fall			1	ESA listed

		Scorable Criteria			
Rubric		Value - Recreational management			
Region		Southwest		Northwest	
Theme		Both	Rationale	Both	Rationale
FMP	TOTAL POSSIBLE SCORING	1	xx	1	xx
Groundfish	Stripetail rockfish	0	No significant mgmt issues		
Groundfish	Swordspine rockfish				
Groundfish	Tiger rockfish	1	Affected by spatial closures	0	No significant mgmt issues
Groundfish	Tope	0	No significant mgmt issues	0	No significant mgmt issues
Groundfish	Treefish				
Groundfish	Vermilion rockfish	1	Affected by spatial closures		
Groundfish	Whitespeckled rockfish				
Groundfish	Widow rockfish	1	Affected by spatial closures	1	Tribal subsistence harvest
Groundfish	Yelloweye rockfish	1	Affected by spatial closures	1	Prohibited in WA; subsistence harvest
Groundfish	Yellowmouth rockfish			0	No significant mgmt issues
Groundfish	Yellowtail rockfish - North	1	Affected by spatial closures	1	Tribal subsistence harvest
Groundfish	Yellowtail rockfish - South	1	Affected by spatial closures		
Salmon	Chinook salmon			1	ESA; choke stocks; tribal subsistence harvest
Salmon	Chinook salmon - California Coastal	1	Choke stock (Klamath complex)	1	Choke stock (Klamath complex)
Salmon	Chinook salmon - Cedar River Summer/Fall			1	ESA listed
Salmon	Chinook salmon - Central and Northern Oregon			0	No significant mgmt issues
Salmon	Chinook salmon - Columbia Lower River Hatchery Fall			1	Choke stock
Salmon	Chinook salmon - Columbia Lower River Hatchery Spring			1	Choke stock
Salmon	Chinook salmon - Columbia Mid-River Bright Hatchery Fall			0	No significant mgmt issues
Salmon	Chinook salmon - Columbia Spring Creek Hatchery Fall			0	No significant mgmt issues
Salmon	Chinook salmon - Columbia Upper River Bright Fall			0	No significant mgmt issues
Salmon	Chinook salmon - Columbia Upper River Spring			1	Choke stock
Salmon	Chinook salmon - Columbia Upper River Summer			0	No significant mgmt issues
Salmon	Chinook salmon - Eastern Strait of Juan de Fuca Summer/Fall			1	ESA listed
Salmon	Chinook salmon - Grays Harbor Fall			0	No significant mgmt issues
Salmon	Chinook salmon - Grays Harbor Spring			0	No significant mgmt issues
Salmon	Chinook salmon - Green River Summer/Fall			1	ESA listed
Salmon	Chinook salmon - Hoh Fall			0	No significant mgmt issues
Salmon	Chinook salmon - Hoh Spring/Summer			0	No significant mgmt issues
Salmon	Chinook salmon - Hoko Summer/Fall			0	No significant mgmt issues
Salmon	Chinook salmon - Klamath River Fall	1	Choke stock	1	Choke stock
Salmon	Chinook salmon - Klamath River Spring	0	No significant mgmt issues		
Salmon	Chinook salmon - Mid Hood Canal Summer/Fall			1	ESA listed
Salmon	Chinook salmon - Nisqually River Summer/Fall			1	ESA listed

		Scorable Criteria						Prioritization Scores			
Rubric		Value - Social				Total Value		Habitat for stock asmt		EFH science	
Region		Southwest		Northwest		Southwest	Northwest	SW	NW	SW	NW
Theme		Both	Rationale	Both	Rationale	Both	Both	SA	SA	EFH	EFH
FMP	TOTAL POSSIBLE SCORING	1	xx	1	xx	5	5	35	35	35	35
Groundfish	Stripetail rockfish	0	Lower relative value			1		17		17	
Groundfish	Swordspine rockfish										
Groundfish	Tiger rockfish	0	Lower relative value	0	Lower relative value	2	1			21	18
Groundfish	Tope	0	Lower relative value	0	Lower relative value	0	0			14	10
Groundfish	Treefish										
Groundfish	Vermilion rockfish	1	Targeted stock			4		18		21	
Groundfish	Whitespeckled rockfish										
Groundfish	Widow rockfish	1	Targeted stock	1	Historical fishery; tribal culture	4	3		24	24	24
Groundfish	Yelloweye rockfish	1	Targeted stock	1	Tribal cultural value	4	4	27	27	27	27
Groundfish	Yellowmouth rockfish			0	Lower relative value		0				15
Groundfish	Yellowtail rockfish - North	1	Targeted stock	1	Historical fishery; tribal culture	4	5	20	25	23	24
Groundfish	Yellowtail rockfish - South	1	Targeted stock			4		20		23	
Salmon	Chinook salmon			1	Cultural/historical/traditional/tribal		4		33		32
Salmon	Chinook salmon - California Coastal	1	Cultural/social importance	1	Cultural/historical/traditional/tribal	3	3	26	29	26	29
Salmon	Chinook salmon - Cedar River Summer/Fall			1	Cultural/historical/traditional/tribal		3		27		27
Salmon	Chinook salmon - Central and Northern Oregon			1	Cultural/historical/traditional/tribal		1		18		18
Salmon	Chinook salmon - Columbia Lower River Hatchery Fall			1	Cultural/historical/traditional/tribal		5		29		29
Salmon	Chinook salmon - Columbia Lower River Hatchery Spring			1	Cultural/historical/traditional/tribal		3		26		26
Salmon	Chinook salmon - Columbia Mid-River Bright Hatchery Fall			1	Cultural/historical/traditional/tribal		3		20		20
Salmon	Chinook salmon - Columbia Spring Creek Hatchery Fall			1	Cultural/historical/traditional/tribal		3		20		20
Salmon	Chinook salmon - Columbia Upper River Bright Fall			1	Cultural/historical/traditional/tribal		3		21		21
Salmon	Chinook salmon - Columbia Upper River Spring			1	Cultural/historical/traditional/tribal		5		32		32
Salmon	Chinook salmon - Columbia Upper River Summer			1	Cultural/historical/traditional/tribal		3		21		21
Salmon	Chinook salmon - Eastern Strait of Juan de Fuca Summer/Fall			1	Cultural/historical/traditional/tribal		3		27		27
Salmon	Chinook salmon - Grays Harbor Fall			1	Cultural/historical/traditional/tribal		1		18		18
Salmon	Chinook salmon - Grays Harbor Spring			1	Cultural/historical/traditional/tribal		1		18		18
Salmon	Chinook salmon - Green River Summer/Fall			1	Cultural/historical/traditional/tribal		3		27		27
Salmon	Chinook salmon - Hoh Fall			1	Cultural/historical/traditional/tribal		1		18		18
Salmon	Chinook salmon - Hoh Spring/Summer			1	Cultural/historical/traditional/tribal		1		18		18
Salmon	Chinook salmon - Hoko Summer/Fall			1	Cultural/historical/traditional/tribal		1		18		18
Salmon	Chinook salmon - Klamath River Fall	1	Cultural/social importance	1	Cultural/historical/traditional/tribal	5	5	28	27	28	27
Salmon	Chinook salmon - Klamath River Spring	1	Cultural/social importance			1		20		20	
Salmon	Chinook salmon - Mid Hood Canal Summer/Fall			1	Cultural/historical/traditional/tribal		3		27		27
Salmon	Chinook salmon - Nisqually River Summer/Fall			1	Cultural/historical/traditional/tribal		3		27		27

		Filter Criteria							
Rubric		FSSI/FMC priority?				Benefit stock asmt?			
Region		Northwest		Southwest		Northwest		Southwest	
Theme		Both	Rationale	Both	Rationale	SA	Rationale	SA	Rationale
FMP	TOTAL POSSIBLE SCORING	Pass	xx	Pass	xx	Pass	xx	Pass	xx
Salmon	Chinook salmon - Nooksack Spring Early	Pass	ESA listed	NA	Distribution	Pass	Asmt planned		
Salmon	Chinook salmon - North Lewis River Fall	Pass	ESA listed	NA	Distribution	Pass	Asmt planned		
Salmon	Chinook salmon - Puyallup Summer/Fall	Pass	ESA listed	NA	Distribution	Pass	Asmt planned		
Salmon	Chinook salmon - Queets Fall	Pass	New International FSSI	NA	Distribution	Pass	Asmt planned		
Salmon	Chinook salmon - Queets Spring/Summer	Pass	New International FSSI	NA	Distribution	Pass	Asmt planned		
Salmon	Chinook salmon - Quillayute Fall	Pass	New International FSSI	NA	Distribution	Pass	Asmt planned		
Salmon	Chinook salmon - Quillayute Spring/Summer	Pass	New International FSSI	NA	Distribution	Pass	Asmt planned		
Salmon	Chinook salmon - Quinault Fall Hatchery	Pass	Asmt planned/completed	NA	Distribution	Pass	Asmt planned		
Salmon	Chinook salmon - Sacramento River Fall	Pass	Revised FSSI	Pass	Asmt planned/completed	Pass	Asmt planned	Pass	Asmt planned
Salmon	Chinook salmon - Sacramento River Spring	NA	Distribution	Pass	Asmt planned/completed			Pass	Asmt planned
Salmon	Chinook salmon - Sacramento River Winter	NA	Distribution	Pass	Asmt planned/completed			Pass	Asmt planned
Salmon	Chinook salmon - Skagit Spring	Pass	ESA listed	NA	Distribution	Pass	Asmt planned		
Salmon	Chinook salmon - Skagit Summer/Fall	Pass	ESA listed	NA	Distribution	Pass	Asmt planned		
Salmon	Chinook salmon - Skokomish Summer/Fall	Pass	ESA listed	NA	Distribution	Pass	Asmt planned		
Salmon	Chinook salmon - Smith River	No	Not an FMC priority	Pass	"FSSI-like" salmon stock			No	Unlikely to be assessed
Salmon	Chinook salmon - Snake River Fall	Pass	ESA listed	NA	Distribution	Pass	Asmt planned		
Salmon	Chinook salmon - Snake River Spring/Summer	Pass	ESA listed	NA	Distribution	Pass	Asmt planned		
Salmon	Chinook salmon - Snohomish Summer/Fall	Pass	ESA listed	NA	Distribution	Pass	Asmt planned		
Salmon	Chinook salmon - Southern Oregon	Pass	Asmt planned/completed	NA	Distribution	Pass	Asmt planned		
Salmon	Chinook salmon - Stillaguamish Summer/Fall	Pass	ESA listed	NA	Distribution	Pass	Asmt planned		
Salmon	Chinook salmon - Upper Willamette Spring	Pass	ESA listed	NA	Distribution	Pass	Asmt planned		
Salmon	Chinook salmon - White River Spring	Pass	ESA listed	NA	Distribution	Pass	Asmt planned		
Salmon	Chinook salmon - Willapa Bay Fall Hatchery	Pass	Asmt planned/completed	NA	Distribution	Pass	Asmt planned		
Salmon	Chinook salmon - Willapa Bay Fall Natural	Pass	New International FSSI	NA	Distribution	Pass	Asmt planned		
Salmon	Coho salmon	Pass	ESA; assessed; int. mgmt	NA	Considered @ stock level	Pass	Asmt planned		
Salmon	Coho salmon - Central California Coast	Pass	ESA listed	Pass	ESA listed	Pass	Asmt planned	Pass	Asmt planned
Salmon	Coho salmon - Columbia River Early Hatchery	Pass	Asmt planned/completed	NA	Distribution	Pass	Asmt planned		
Salmon	Coho salmon - Columbia River Late Hatchery	Pass	Asmt planned/completed	NA	Distribution	Pass	Asmt planned		
Salmon	Coho salmon - Grays Harbor	Pass	New International FSSI	NA	Distribution	Pass	Asmt planned		
Salmon	Coho salmon - Hoh	Pass	New International FSSI	NA	Distribution	Pass	Asmt planned		
Salmon	Coho salmon - Hood Canal	Pass	New International FSSI	NA	Distribution	Pass	Asmt planned		
Salmon	Coho salmon - Lower Columbia Natural	Pass	ESA listed	NA	Distribution	Pass	Asmt planned		
Salmon	Coho salmon - Oregon Coast Hatchery	Pass	Asmt planned/completed	NA	Distribution	Pass	Asmt planned		
Salmon	Coho salmon - Oregon Coast Natural	Pass	ESA listed	NA	Distribution	Pass	Asmt planned		

		Filter Criteria				Scorable Criteria			
Rubric		Inform EFH science?				Benefits to stock asmt			
Region		Northwest		Southwest		Southwest		Northwest	
Theme		EFH	Rationale	EFH	Rationale	SA	Rationale	SA	Rationale
FMP	TOTAL POSSIBLE SCORING	Pass	xx	Pass	xx	5	xx	5	xx
Salmon	Chinook salmon - Nooksack Spring Early	Pass	All stocks pass					4	Environmental data could improve forecasts
Salmon	Chinook salmon - North Lewis River Fall	Pass	All stocks pass					4	Environmental data could improve forecasts
Salmon	Chinook salmon - Puyallup Summer/Fall	Pass	All stocks pass					4	Environmental data could improve forecasts
Salmon	Chinook salmon - Queets Fall	Pass	All stocks pass					4	Environmental data could improve forecasts
Salmon	Chinook salmon - Queets Spring/Summer	Pass	All stocks pass					4	Environmental data could improve forecasts
Salmon	Chinook salmon - Quillayute Fall	Pass	All stocks pass					4	Environmental data could improve forecasts
Salmon	Chinook salmon - Quillayute Spring/Summer	Pass	All stocks pass					4	Environmental data could improve forecasts
Salmon	Chinook salmon - Quinault Fall Hatchery	Pass	All stocks pass					4	Environmental data could improve forecasts
Salmon	Chinook salmon - Sacramento River Fall	Pass	All stocks pass	Pass	All stocks pass	4	Asmt uses survey data	4	Environmental data could improve forecasts
Salmon	Chinook salmon - Sacramento River Spring			Pass	All stocks pass	4	Asmt uses survey data		
Salmon	Chinook salmon - Sacramento River Winter			Pass	All stocks pass	4	Asmt uses survey data		
Salmon	Chinook salmon - Skagit Spring	Pass	All stocks pass					5	Asmt uses ecosystem indicators
Salmon	Chinook salmon - Skagit Summer/Fall	Pass	All stocks pass					5	Asmt uses ecosystem indicators
Salmon	Chinook salmon - Skokomish Summer/Fall	Pass	All stocks pass					4	Environmental data could improve forecasts
Salmon	Chinook salmon - Smith River			Pass	All stocks pass				
Salmon	Chinook salmon - Snake River Fall	Pass	All stocks pass					4	Environmental data could improve forecasts
Salmon	Chinook salmon - Snake River Spring/Summer	Pass	All stocks pass					4	Environmental data could improve forecasts
Salmon	Chinook salmon - Snohomish Summer/Fall	Pass	All stocks pass					5	Asmt uses ecosystem indicators
Salmon	Chinook salmon - Southern Oregon	Pass	All stocks pass					4	Environmental data could improve forecasts
Salmon	Chinook salmon - Stillaguamish Summer/Fall	Pass	All stocks pass					5	Asmt uses ecosystem indicators
Salmon	Chinook salmon - Upper Willamette Spring	Pass	All stocks pass					4	Environmental data could improve forecasts
Salmon	Chinook salmon - White River Spring	Pass	All stocks pass					4	Environmental data could improve forecasts
Salmon	Chinook salmon - Willapa Bay Fall Hatchery	Pass	All stocks pass					4	Environmental data could improve forecasts
Salmon	Chinook salmon - Willapa Bay Fall Natural	Pass	All stocks pass					4	Environmental data could improve forecasts
Salmon	Coho salmon	Pass	All stocks pass					5	Asmts use ecosystem indicators for some stocks
Salmon	Coho salmon - Central California Coast	Pass	All stocks pass	Pass	All stocks pass	4	Asmt uses survey data	4	Environmental data could improve forecasts
Salmon	Coho salmon - Columbia River Early Hatchery	Pass	All stocks pass					4	Environmental data could improve forecasts
Salmon	Coho salmon - Columbia River Late Hatchery	Pass	All stocks pass					4	Environmental data could improve forecasts
Salmon	Coho salmon - Grays Harbor	Pass	All stocks pass					5	Asmt uses PDO index
Salmon	Coho salmon - Hoh	Pass	All stocks pass					5	Asmt uses PDO index
Salmon	Coho salmon - Hood Canal	Pass	All stocks pass					4	Environmental data could improve forecasts
Salmon	Coho salmon - Lower Columbia Natural	Pass	All stocks pass					4	Environmental data could improve forecasts
Salmon	Coho salmon - Oregon Coast Hatchery	Pass	All stocks pass					4	Environmental data could improve forecasts
Salmon	Coho salmon - Oregon Coast Natural	Pass	All stocks pass					5	Asmt uses a suite of ecosystem indicators

		Scorable Criteria			
Rubric		Likely to advance EFH			
Region		Southwest		Northwest	
Theme		EFH	Rationale	EFH	Rationale
FMP	TOTAL POSSIBLE SCORING	5	xx	5	xx
Salmon	Chinook salmon - Nooksack Spring Early			4	Possibility of developing complete maps of intrinsic potential
Salmon	Chinook salmon - North Lewis River Fall			4	Possibility of developing complete maps of intrinsic potential
Salmon	Chinook salmon - Puyallup Summer/Fall			4	Possibility of developing complete maps of intrinsic potential
Salmon	Chinook salmon - Queets Fall			4	Possibility of developing complete maps of intrinsic potential
Salmon	Chinook salmon - Queets Spring/Summer			4	Possibility of developing complete maps of intrinsic potential
Salmon	Chinook salmon - Quillayute Fall			4	Possibility of developing complete maps of intrinsic potential
Salmon	Chinook salmon - Quillayute Spring/Summer			4	Possibility of developing complete maps of intrinsic potential
Salmon	Chinook salmon - Quinault Fall Hatchery			4	Possibility of developing complete maps of intrinsic potential
Salmon	Chinook salmon - Sacramento River Fall	4	Potential to provide info on fish-habitat relationships	4	Possibility of developing complete maps of intrinsic potential
Salmon	Chinook salmon - Sacramento River Spring	4	Potential to provide info on fish-habitat relationships		
Salmon	Chinook salmon - Sacramento River Winter	4	Potential to provide info on fish-habitat relationships		
Salmon	Chinook salmon - Skagit Spring			4	Possibility of developing complete maps of intrinsic potential
Salmon	Chinook salmon - Skagit Summer/Fall			4	Possibility of developing complete maps of intrinsic potential
Salmon	Chinook salmon - Skokomish Summer/Fall			4	Possibility of developing complete maps of intrinsic potential
Salmon	Chinook salmon - Smith River	4	Potential to provide info on fish-habitat relationships		
Salmon	Chinook salmon - Snake River Fall			4	Possibility of developing complete maps of intrinsic potential
Salmon	Chinook salmon - Snake River Spring/Summer			4	Possibility of developing complete maps of intrinsic potential
Salmon	Chinook salmon - Snohomish Summer/Fall			4	Possibility of developing complete maps of intrinsic potential
Salmon	Chinook salmon - Southern Oregon			4	Possibility of developing complete maps of intrinsic potential
Salmon	Chinook salmon - Stillaguamish Summer/Fall			4	Possibility of developing complete maps of intrinsic potential
Salmon	Chinook salmon - Upper Willamette Spring			4	Possibility of developing complete maps of intrinsic potential
Salmon	Chinook salmon - White River Spring			4	Possibility of developing complete maps of intrinsic potential
Salmon	Chinook salmon - Willapa Bay Fall Hatchery			4	Possibility of developing complete maps of intrinsic potential
Salmon	Chinook salmon - Willapa Bay Fall Natural			4	Possibility of developing complete maps of intrinsic potential
Salmon	Coho salmon			4	Possibility of developing complete maps of intrinsic potential
Salmon	Coho salmon - Central California Coast	4	Potential to provide info on fish-habitat relationships	4	Possibility of developing complete maps of intrinsic potential
Salmon	Coho salmon - Columbia River Early Hatchery			4	Possibility of developing complete maps of intrinsic potential
Salmon	Coho salmon - Columbia River Late Hatchery			4	Possibility of developing complete maps of intrinsic potential
Salmon	Coho salmon - Grays Harbor			4	Possibility of developing complete maps of intrinsic potential
Salmon	Coho salmon - Hoh			4	Possibility of developing complete maps of intrinsic potential
Salmon	Coho salmon - Hood Canal			4	Possibility of developing complete maps of intrinsic potential
Salmon	Coho salmon - Lower Columbia Natural			4	Possibility of developing complete maps of intrinsic potential
Salmon	Coho salmon - Oregon Coast Hatchery			4	Possibility of developing complete maps of intrinsic potential
Salmon	Coho salmon - Oregon Coast Natural			4	Possibility of developing complete maps of intrinsic potential

		Scorable Criteria			
Rubric		Fishery status			
Region		Southwest		Northwest	
Theme		Both	Rationale	Both	Rationale
FMP	TOTAL POSSIBLE SCORING	5	xx	5	xx
Salmon	Chinook salmon - Nooksack Spring Early			5	ESA Threatened (Puget Sound ESU)
Salmon	Chinook salmon - North Lewis River Fall			5	ESA Threatened (Lower Columbia River ESU)
Salmon	Chinook salmon - Puyallup Summer/Fall			5	ESA Threatened (Puget Sound ESU)
Salmon	Chinook salmon - Queets Fall			0	No evidence suggests vulnerability
Salmon	Chinook salmon - Queets Spring/Summer			5	Overfished based on escapement
Salmon	Chinook salmon - Quillayute Fall			0	No evidence suggests vulnerability
Salmon	Chinook salmon - Quillayute Spring/Summer			0	No evidence suggests vulnerability
Salmon	Chinook salmon - Quinault Fall Hatchery			0	No evidence suggests vulnerability
Salmon	Chinook salmon - Sacramento River Fall	5	Overfished	5	Overfished
Salmon	Chinook salmon - Sacramento River Spring	5	ESA Threatened		
Salmon	Chinook salmon - Sacramento River Winter	5	ESA Endangered		
Salmon	Chinook salmon - Skagit Spring			5	ESA Threatened (Puget Sound ESU)
Salmon	Chinook salmon - Skagit Summer/Fall			5	ESA Threatened (Puget Sound ESU)
Salmon	Chinook salmon - Skokomish Summer/Fall			5	ESA Threatened (Puget Sound ESU)
Salmon	Chinook salmon - Smith River	1	Neighboring runs severely overexploited		
Salmon	Chinook salmon - Snake River Fall			5	ESA Threatened
Salmon	Chinook salmon - Snake River Spring/Summer			5	ESA Threatened
Salmon	Chinook salmon - Snohomish Summer/Fall			5	ESA Threatened (Puget Sound ESU)
Salmon	Chinook salmon - Southern Oregon			0	No evidence suggests vulnerability
Salmon	Chinook salmon - Stillaguamish Summer/Fall			5	ESA Threatened (Puget Sound ESU)
Salmon	Chinook salmon - Upper Willamette Spring			5	ESA Threatened
Salmon	Chinook salmon - White River Spring			5	ESA Threatened (Puget Sound ESU)
Salmon	Chinook salmon - Willapa Bay Fall Hatchery			0	No evidence suggests vulnerability
Salmon	Chinook salmon - Willapa Bay Fall Natural			0	No evidence suggests vulnerability
Salmon	Coho salmon			5	ESA status for multiple ESUs
Salmon	Coho salmon - Central California Coast	5	ESA Endangered	5	ESA Endangered
Salmon	Coho salmon - Columbia River Early Hatchery			0	No evidence suggests vulnerability
Salmon	Coho salmon - Columbia River Late Hatchery			0	No evidence suggests vulnerability
Salmon	Coho salmon - Grays Harbor			0	No evidence suggests vulnerability
Salmon	Coho salmon - Hoh			0	No evidence suggests vulnerability
Salmon	Coho salmon - Hood Canal			1	Experienced overfishing in 2010
Salmon	Coho salmon - Lower Columbia Natural			5	ESA Threatened
Salmon	Coho salmon - Oregon Coast Hatchery			0	No evidence suggests vulnerability
Salmon	Coho salmon - Oregon Coast Natural			5	ESA Threatened

		Scorable Criteria			
Rubric		FMC priority			
Region		Southwest		Northwest	
Theme		Both	Rationale	Both	Rationale
FMP	TOTAL POSSIBLE SCORING	5	xx	5	xx
Salmon	Chinook salmon - Nooksack Spring Early			3	ESA listed
Salmon	Chinook salmon - North Lewis River Fall			5	Choke stock
Salmon	Chinook salmon - Puyallup Summer/Fall			3	ESA listed
Salmon	Chinook salmon - Queets Fall			1	International ACL exception
Salmon	Chinook salmon - Queets Spring/Summer			1	International ACL exception
Salmon	Chinook salmon - Quillayute Fall			1	International ACL exception
Salmon	Chinook salmon - Quillayute Spring/Summer			1	International ACL exception
Salmon	Chinook salmon - Quinault Fall Hatchery			1	Hatchery stock
Salmon	Chinook salmon - Sacramento River Fall	5	Choke stock	5	Choke stock
Salmon	Chinook salmon - Sacramento River Spring	3	ESA listed but not choke stock		
Salmon	Chinook salmon - Sacramento River Winter	5	Choke stock		
Salmon	Chinook salmon - Skagit Spring			3	ESA listed
Salmon	Chinook salmon - Skagit Summer/Fall			3	ESA listed
Salmon	Chinook salmon - Skokomish Summer/Fall			3	ESA listed
Salmon	Chinook salmon - Smith River	1	Unlikely to constrain ocean fisheries		
Salmon	Chinook salmon - Snake River Fall			5	Choke stock
Salmon	Chinook salmon - Snake River Spring/Summer			5	Choke stock
Salmon	Chinook salmon - Snohomish Summer/Fall			3	ESA listed
Salmon	Chinook salmon - Southern Oregon			5	Choke stock (linked to Klamath)
Salmon	Chinook salmon - Stillaguamish Summer/Fall			3	ESA listed
Salmon	Chinook salmon - Upper Willamette Spring			5	Choke stock
Salmon	Chinook salmon - White River Spring			3	ESA listed
Salmon	Chinook salmon - Willapa Bay Fall Hatchery			1	Hatchery stock
Salmon	Chinook salmon - Willapa Bay Fall Natural			1	International ACL exception
Salmon	Coho salmon			5	Multiple choke stocks, of particular concern to tribes
Salmon	Coho salmon - Central California Coast	5	Choke stock	3	ESA listed
Salmon	Coho salmon - Columbia River Early Hatchery			1	Hatchery stock
Salmon	Coho salmon - Columbia River Late Hatchery			1	Hatchery stock
Salmon	Coho salmon - Grays Harbor			1	International ACL exception
Salmon	Coho salmon - Hoh			1	International ACL exception
Salmon	Coho salmon - Hood Canal			1	International ACL exception
Salmon	Coho salmon - Lower Columbia Natural			5	Choke stock
Salmon	Coho salmon - Oregon Coast Hatchery			1	Hatchery stock
Salmon	Coho salmon - Oregon Coast Natural			5	Choke stock

Scorable Criteria

Rubric	Habitat dependence				
	Region	Southwest		Northwest	
		Both	Rationale	Both	Rationale
FMP	TOTAL POSSIBLE SCORING	5	xx	5	xx
Salmon	Chinook salmon - Nooksack Spring Early			5	Freshwater and estuary use
Salmon	Chinook salmon - North Lewis River Fall			5	Freshwater and estuary use
Salmon	Chinook salmon - Puyallup Summer/Fall			5	Freshwater and estuary use
Salmon	Chinook salmon - Queets Fall			5	Freshwater and estuary use
Salmon	Chinook salmon - Queets Spring/Summer			5	Freshwater and estuary use
Salmon	Chinook salmon - Quillayute Fall			5	Freshwater and estuary use
Salmon	Chinook salmon - Quillayute Spring/Summer			5	Freshwater and estuary use
Salmon	Chinook salmon - Quinault Fall Hatchery			5	Freshwater and estuary use
Salmon	Chinook salmon - Sacramento River Fall	5	Freshwater and estuary use	5	Freshwater and estuary use
Salmon	Chinook salmon - Sacramento River Spring	5	Freshwater and estuary use		
Salmon	Chinook salmon - Sacramento River Winter	5	Freshwater and estuary use		
Salmon	Chinook salmon - Skagit Spring			5	Freshwater and estuary use
Salmon	Chinook salmon - Skagit Summer/Fall			5	Freshwater and estuary use
Salmon	Chinook salmon - Skokomish Summer/Fall			5	Freshwater and estuary use
Salmon	Chinook salmon - Smith River	5	Freshwater and estuary use		
Salmon	Chinook salmon - Snake River Fall			5	Freshwater and estuary use
Salmon	Chinook salmon - Snake River Spring/Summer			5	Freshwater and estuary use
Salmon	Chinook salmon - Snohomish Summer/Fall			5	Freshwater and estuary use
Salmon	Chinook salmon - Southern Oregon			5	Freshwater and estuary use
Salmon	Chinook salmon - Stillaguamish Summer/Fall			5	Freshwater and estuary use
Salmon	Chinook salmon - Upper Willamette Spring			5	Freshwater and estuary use
Salmon	Chinook salmon - White River Spring			5	Freshwater and estuary use
Salmon	Chinook salmon - Willapa Bay Fall Hatchery			5	Freshwater and estuary use
Salmon	Chinook salmon - Willapa Bay Fall Natural			5	Freshwater and estuary use
Salmon	Coho salmon			5	Freshwater and estuary use
Salmon	Coho salmon - Central California Coast	5	Freshwater and estuary use	5	Freshwater and estuary use
Salmon	Coho salmon - Columbia River Early Hatchery			5	Freshwater and estuary use
Salmon	Coho salmon - Columbia River Late Hatchery			5	Freshwater and estuary use
Salmon	Coho salmon - Grays Harbor			5	Freshwater and estuary use
Salmon	Coho salmon - Hoh			5	Freshwater and estuary use
Salmon	Coho salmon - Hood Canal			5	Freshwater and estuary use
Salmon	Coho salmon - Lower Columbia Natural			5	Freshwater and estuary use
Salmon	Coho salmon - Oregon Coast Hatchery			5	Freshwater and estuary use
Salmon	Coho salmon - Oregon Coast Natural			5	Freshwater and estuary use

		Scorable Criteria			
Rubric		Habitat Disturbance - Fishing impacts			
Region		Southwest		Northwest	
Theme		Both	Rationale	Both	Rationale
FMP	TOTAL POSSIBLE SCORING	1	xx	1	xx
Salmon	Chinook salmon - Nooksack Spring Early			0	Limited fishing impacts for salmon
Salmon	Chinook salmon - North Lewis River Fall			0	Limited fishing impacts for salmon
Salmon	Chinook salmon - Puyallup Summer/Fall			0	Limited fishing impacts for salmon
Salmon	Chinook salmon - Queets Fall			0	Limited fishing impacts for salmon
Salmon	Chinook salmon - Queets Spring/Summer			0	Limited fishing impacts for salmon
Salmon	Chinook salmon - Quillayute Fall			0	Limited fishing impacts for salmon
Salmon	Chinook salmon - Quillayute Spring/Summer			0	Limited fishing impacts for salmon
Salmon	Chinook salmon - Quinault Fall Hatchery			0	Limited fishing impacts for salmon
Salmon	Chinook salmon - Sacramento River Fall	0	Limited fishing impacts for salmon	0	Limited fishing impacts for salmon
Salmon	Chinook salmon - Sacramento River Spring	0	Limited fishing impacts for salmon		
Salmon	Chinook salmon - Sacramento River Winter	0	Limited fishing impacts for salmon		
Salmon	Chinook salmon - Skagit Spring			0	Limited fishing impacts for salmon
Salmon	Chinook salmon - Skagit Summer/Fall			0	Limited fishing impacts for salmon
Salmon	Chinook salmon - Skokomish Summer/Fall			0	Limited fishing impacts for salmon
Salmon	Chinook salmon - Smith River	0	Limited fishing impacts for salmon		
Salmon	Chinook salmon - Snake River Fall			0	Limited fishing impacts for salmon
Salmon	Chinook salmon - Snake River Spring/Summer			0	Limited fishing impacts for salmon
Salmon	Chinook salmon - Snohomish Summer/Fall			0	Limited fishing impacts for salmon
Salmon	Chinook salmon - Southern Oregon			0	Limited fishing impacts for salmon
Salmon	Chinook salmon - Stillaguamish Summer/Fall			0	Limited fishing impacts for salmon
Salmon	Chinook salmon - Upper Willamette Spring			0	Limited fishing impacts for salmon
Salmon	Chinook salmon - White River Spring			0	Limited fishing impacts for salmon
Salmon	Chinook salmon - Willapa Bay Fall Hatchery			0	Limited fishing impacts for salmon
Salmon	Chinook salmon - Willapa Bay Fall Natural			0	Limited fishing impacts for salmon
Salmon	Coho salmon			0	Limited fishing impacts for salmon
Salmon	Coho salmon - Central California Coast	0	Limited fishing impacts for salmon	0	Limited fishing impacts for salmon
Salmon	Coho salmon - Columbia River Early Hatchery			0	Limited fishing impacts for salmon
Salmon	Coho salmon - Columbia River Late Hatchery			0	Limited fishing impacts for salmon
Salmon	Coho salmon - Grays Harbor			0	Limited fishing impacts for salmon
Salmon	Coho salmon - Hoh			0	Limited fishing impacts for salmon
Salmon	Coho salmon - Hood Canal			0	Limited fishing impacts for salmon
Salmon	Coho salmon - Lower Columbia Natural			0	Limited fishing impacts for salmon
Salmon	Coho salmon - Oregon Coast Hatchery			0	Limited fishing impacts for salmon
Salmon	Coho salmon - Oregon Coast Natural			0	Limited fishing impacts for salmon

		Scorable Criteria			
Rubric		Habitat Disturbance - Non-fishing impacts			
Region		Southwest		Northwest	
Theme		Both	Rationale	Both	Rationale
FMP	TOTAL POSSIBLE SCORING	1	xx	1	xx
Salmon	Chinook salmon - Nooksack Spring Early			1	Estuary and freshwater habitats
Salmon	Chinook salmon - North Lewis River Fall			1	Estuary and freshwater habitats
Salmon	Chinook salmon - Puyallup Summer/Fall			1	Estuary and freshwater habitats
Salmon	Chinook salmon - Queets Fall			1	Estuary and freshwater habitats
Salmon	Chinook salmon - Queets Spring/Summer			1	Estuary and freshwater habitats
Salmon	Chinook salmon - Quillayute Fall			1	Estuary and freshwater habitats
Salmon	Chinook salmon - Quillayute Spring/Summer			1	Estuary and freshwater habitats
Salmon	Chinook salmon - Quinault Fall Hatchery			1	Estuary and freshwater habitats
Salmon	Chinook salmon - Sacramento River Fall	1	Estuary and freshwater habitats	1	Estuary and freshwater habitats
Salmon	Chinook salmon - Sacramento River Spring	1	Estuary and freshwater habitats		
Salmon	Chinook salmon - Sacramento River Winter	1	Estuary and freshwater habitats		
Salmon	Chinook salmon - Skagit Spring			1	Estuary and freshwater habitats
Salmon	Chinook salmon - Skagit Summer/Fall			1	Estuary and freshwater habitats
Salmon	Chinook salmon - Skokomish Summer/Fall			1	Estuary and freshwater habitats
Salmon	Chinook salmon - Smith River	0	System is relatively unimpaired		
Salmon	Chinook salmon - Snake River Fall			1	Estuary and freshwater habitats
Salmon	Chinook salmon - Snake River Spring/Summer			1	Estuary and freshwater habitats
Salmon	Chinook salmon - Snohomish Summer/Fall			1	Estuary and freshwater habitats
Salmon	Chinook salmon - Southern Oregon			1	Estuary and freshwater habitats
Salmon	Chinook salmon - Stillaguamish Summer/Fall			1	Estuary and freshwater habitats
Salmon	Chinook salmon - Upper Willamette Spring			1	Estuary and freshwater habitats
Salmon	Chinook salmon - White River Spring			1	Estuary and freshwater habitats
Salmon	Chinook salmon - Willapa Bay Fall Hatchery			1	Estuary and freshwater habitats
Salmon	Chinook salmon - Willapa Bay Fall Natural			1	Estuary and freshwater habitats
Salmon	Coho salmon			1	Estuary and freshwater habitats
Salmon	Coho salmon - Central California Coast	1	Estuary and freshwater habitats	1	Estuary and freshwater habitats
Salmon	Coho salmon - Columbia River Early Hatchery			1	Estuary and freshwater habitats
Salmon	Coho salmon - Columbia River Late Hatchery			1	Estuary and freshwater habitats
Salmon	Coho salmon - Grays Harbor			1	Estuary and freshwater habitats
Salmon	Coho salmon - Hoh			1	Estuary and freshwater habitats
Salmon	Coho salmon - Hood Canal			1	Estuary and freshwater habitats
Salmon	Coho salmon - Lower Columbia Natural			1	Estuary and freshwater habitats
Salmon	Coho salmon - Oregon Coast Hatchery			1	Estuary and freshwater habitats
Salmon	Coho salmon - Oregon Coast Natural			1	Estuary and freshwater habitats

Scorable Criteria									
Rubric		Habitat Disturbance - Location-based vulnerability				Habitat Disturbance - Vulnerability & recovery			
Region		Southwest		Northwest		Southwest		Northwest	
Theme		Both	Rationale	Both	Rationale	Both	Rationale	Both	Rationale
FMP	TOTAL POSSIBLE SCORING	1	xx	1	xx	1	xx	1	xx
Salmon	Chinook salmon - Nooksack Spring Early			1	Freshwater/estuary			1	Freshwater/estuary
Salmon	Chinook salmon - North Lewis River Fall			1	Freshwater/estuary			1	Freshwater/estuary
Salmon	Chinook salmon - Puyallup Summer/Fall			1	Freshwater/estuary			1	Freshwater/estuary
Salmon	Chinook salmon - Queets Fall			1	Freshwater/estuary			1	Freshwater/estuary
Salmon	Chinook salmon - Queets Spring/Summer			1	Freshwater/estuary			1	Freshwater/estuary
Salmon	Chinook salmon - Quillayute Fall			1	Freshwater/estuary			1	Freshwater/estuary
Salmon	Chinook salmon - Quillayute Spring/Summer			1	Freshwater/estuary			1	Freshwater/estuary
Salmon	Chinook salmon - Quinault Fall Hatchery			1	Freshwater/estuary			1	Freshwater/estuary
Salmon	Chinook salmon - Sacramento River Fall	1	Heavy use system	1	Freshwater/estuary	1	Freshwater/estuary	1	Freshwater/estuary
Salmon	Chinook salmon - Sacramento River Spring	1	Heavy use system			1	Freshwater/estuary		
Salmon	Chinook salmon - Sacramento River Winter	1	Heavy use system			1	Freshwater/estuary		
Salmon	Chinook salmon - Skagit Spring			1	Freshwater/estuary			1	Freshwater/estuary
Salmon	Chinook salmon - Skagit Summer/Fall			1	Freshwater/estuary			1	Freshwater/estuary
Salmon	Chinook salmon - Skokomish Summer/Fall			1	Freshwater/estuary			1	Freshwater/estuary
Salmon	Chinook salmon - Smith River	0	Relatively less disturbed			1	Freshwater/estuary		
Salmon	Chinook salmon - Snake River Fall			1	Freshwater/estuary			1	Freshwater/estuary
Salmon	Chinook salmon - Snake River Spring/Summer			1	Freshwater/estuary			1	Freshwater/estuary
Salmon	Chinook salmon - Snohomish Summer/Fall			1	Freshwater/estuary			1	Freshwater/estuary
Salmon	Chinook salmon - Southern Oregon			1	Freshwater/estuary			1	Freshwater/estuary
Salmon	Chinook salmon - Stillaguamish Summer/Fall			1	Freshwater/estuary			1	Freshwater/estuary
Salmon	Chinook salmon - Upper Willamette Spring			1	Freshwater/estuary			1	Freshwater/estuary
Salmon	Chinook salmon - White River Spring			1	Freshwater/estuary			1	Freshwater/estuary
Salmon	Chinook salmon - Willapa Bay Fall Hatchery			1	Freshwater/estuary			1	Freshwater/estuary
Salmon	Chinook salmon - Willapa Bay Fall Natural			1	Freshwater/estuary			1	Freshwater/estuary
Salmon	Coho salmon			1	Freshwater/estuary			1	Freshwater/estuary
Salmon	Coho salmon - Central California Coast	1	Heavy use system	1	Freshwater/estuary	1	Freshwater/estuary	1	Freshwater/estuary
Salmon	Coho salmon - Columbia River Early Hatchery			1	Freshwater/estuary			1	Freshwater/estuary
Salmon	Coho salmon - Columbia River Late Hatchery			1	Freshwater/estuary			1	Freshwater/estuary
Salmon	Coho salmon - Grays Harbor			1	Freshwater/estuary			1	Freshwater/estuary
Salmon	Coho salmon - Hoh			1	Freshwater/estuary			1	Freshwater/estuary
Salmon	Coho salmon - Hood Canal			1	Freshwater/estuary			1	Freshwater/estuary
Salmon	Coho salmon - Lower Columbia Natural			1	Freshwater/estuary			1	Freshwater/estuary
Salmon	Coho salmon - Oregon Coast Hatchery			1	Freshwater/estuary			1	Freshwater/estuary
Salmon	Coho salmon - Oregon Coast Natural			1	Freshwater/estuary			1	Freshwater/estuary

Scorable Criteria									
Rubric	Habitat Disturbance - Rarity					Total Disturbance			
Region	Southwest			Northwest		SW	NW		
Theme	Both	Rationale	Both	Rationale	Both	Both			
FMP	TOTAL POSSIBLE SCORING					1	xx	5	5
Salmon	Chinook salmon - Nooksack Spring Early			1	Estuarine dependent		4		
Salmon	Chinook salmon - North Lewis River Fall			1	Trap & haul passage; estuarine dependent		4		
Salmon	Chinook salmon - Puyallup Summer/Fall			1	Dams; estuarine dependent		4		
Salmon	Chinook salmon - Queets Fall			1	Estuarine dependent		4		
Salmon	Chinook salmon - Queets Spring/Summer			1	Estuarine dependent		4		
Salmon	Chinook salmon - Quillayute Fall			1	Estuarine dependent		4		
Salmon	Chinook salmon - Quillayute Spring/Summer			1	Estuarine dependent		4		
Salmon	Chinook salmon - Quinault Fall Hatchery			0	Hatchery stock		3		
Salmon	Chinook salmon - Sacramento River Fall	1	Impassable river barriers	1	Dams; estuarine dependent	4	4		
Salmon	Chinook salmon - Sacramento River Spring	1	Impassable river barriers			4			
Salmon	Chinook salmon - Sacramento River Winter	1	Impassable river barriers			4			
Salmon	Chinook salmon - Skagit Spring			1	Dams; estuarine dependent		4		
Salmon	Chinook salmon - Skagit Summer/Fall			1	Dams; estuarine dependent		4		
Salmon	Chinook salmon - Skokomish Summer/Fall			1	Dams; estuarine dependent		4		
Salmon	Chinook salmon - Smith River	0	Relatively undisturbed			1			
Salmon	Chinook salmon - Snake River Fall			1	Dams; estuarine dependent		4		
Salmon	Chinook salmon - Snake River Spring/Summer			1	Impassable river barriers		4		
Salmon	Chinook salmon - Snohomish Summer/Fall			1	Estuarine dependent		4		
Salmon	Chinook salmon - Southern Oregon			1	Estuarine dependent		4		
Salmon	Chinook salmon - Stillaguamish Summer/Fall			1	Estuarine dependent		4		
Salmon	Chinook salmon - Upper Willamette Spring			1	Estuarine dependent		4		
Salmon	Chinook salmon - White River Spring			1	Dams; estuarine dependent		4		
Salmon	Chinook salmon - Willapa Bay Fall Hatchery			0	Hatchery stock		3		
Salmon	Chinook salmon - Willapa Bay Fall Natural			1	Estuarine dependent		4		
Salmon	Coho salmon			1	Estuarine dependent		4		
Salmon	Coho salmon - Central California Coast	0	Relatively undisturbed	1	Estuarine dependent	3	4		
Salmon	Coho salmon - Columbia River Early Hatchery			0	Hatchery stock		3		
Salmon	Coho salmon - Columbia River Late Hatchery			0	Hatchery stock		3		
Salmon	Coho salmon - Grays Harbor			1	Estuarine dependent		4		
Salmon	Coho salmon - Hoh			1	Estuarine dependent		4		
Salmon	Coho salmon - Hood Canal			1	Estuarine dependent		4		
Salmon	Coho salmon - Lower Columbia Natural			1	Estuarine dependent		4		
Salmon	Coho salmon - Oregon Coast Hatchery			0	Hatchery stock		3		
Salmon	Coho salmon - Oregon Coast Natural			1	Estuarine dependent		4		

		Scorable Criteria			
Rubric		Ecological - Important predator			
Region		Southwest		Northwest	
Theme		Both	Rationale	Both	Rationale
FMP	TOTAL POSSIBLE SCORING	1	xx	1	xx
Salmon	Chinook salmon - Nooksack Spring Early			1	Fish make up large proportion of diet
Salmon	Chinook salmon - North Lewis River Fall			1	Fish make up large proportion of diet
Salmon	Chinook salmon - Puyallup Summer/Fall			1	Fish make up large proportion of diet
Salmon	Chinook salmon - Queets Fall			1	Fish make up large proportion of diet
Salmon	Chinook salmon - Queets Spring/Summer			1	Fish make up large proportion of diet
Salmon	Chinook salmon - Quillayute Fall			1	Fish make up large proportion of diet
Salmon	Chinook salmon - Quillayute Spring/Summer			1	Fish make up large proportion of diet
Salmon	Chinook salmon - Quinault Fall Hatchery			1	Fish make up large proportion of diet
Salmon	Chinook salmon - Sacramento River Fall	1	Abundant; high % of diet is fish	1	Fish make up large proportion of diet
Salmon	Chinook salmon - Sacramento River Spring	0	Fish in diet but less abundant		
Salmon	Chinook salmon - Sacramento River Winter	0	Fish in diet but less abundant		
Salmon	Chinook salmon - Skagit Spring			1	Fish make up large proportion of diet
Salmon	Chinook salmon - Skagit Summer/Fall			1	Fish make up large proportion of diet
Salmon	Chinook salmon - Skokomish Summer/Fall			1	Fish make up large proportion of diet
Salmon	Chinook salmon - Smith River	0	Fish in diet but less abundant		
Salmon	Chinook salmon - Snake River Fall			1	Fish make up large proportion of diet
Salmon	Chinook salmon - Snake River Spring/Summer			1	Fish make up large proportion of diet
Salmon	Chinook salmon - Snohomish Summer/Fall			1	Fish make up large proportion of diet
Salmon	Chinook salmon - Southern Oregon			1	Fish make up large proportion of diet
Salmon	Chinook salmon - Stillaguamish Summer/Fall			1	Fish make up large proportion of diet
Salmon	Chinook salmon - Upper Willamette Spring			1	Fish make up large proportion of diet
Salmon	Chinook salmon - White River Spring			1	Fish make up large proportion of diet
Salmon	Chinook salmon - Willapa Bay Fall Hatchery			1	Fish make up large proportion of diet
Salmon	Chinook salmon - Willapa Bay Fall Natural			1	Fish make up large proportion of diet
Salmon	Coho salmon			1	Fish make up large proportion of diet
Salmon	Coho salmon - Central California Coast	0	Fish in diet but less abundant	0	Smaller proportion of fish in diet
Salmon	Coho salmon - Columbia River Early Hatchery			0	Smaller proportion of fish in diet
Salmon	Coho salmon - Columbia River Late Hatchery			0	Smaller proportion of fish in diet
Salmon	Coho salmon - Grays Harbor			0	Smaller proportion of fish in diet
Salmon	Coho salmon - Hoh			0	Smaller proportion of fish in diet
Salmon	Coho salmon - Hood Canal			0	Smaller proportion of fish in diet
Salmon	Coho salmon - Lower Columbia Natural			0	Smaller proportion of fish in diet
Salmon	Coho salmon - Oregon Coast Hatchery			0	Smaller proportion of fish in diet
Salmon	Coho salmon - Oregon Coast Natural			0	Smaller proportion of fish in diet

		Scorable Criteria			
Rubric		Ecological - Important prey			
Region		Southwest		Northwest	
Theme		Both	Rationale	Both	Rationale
FMP	TOTAL POSSIBLE SCORING	1	xx	1	xx
Salmon	Chinook salmon - Nooksack Spring Early			0	Forage as juveniles
Salmon	Chinook salmon - North Lewis River Fall			0	Forage as juveniles
Salmon	Chinook salmon - Puyallup Summer/Fall			0	Forage as juveniles
Salmon	Chinook salmon - Queets Fall			0	Forage as juveniles
Salmon	Chinook salmon - Queets Spring/Summer			0	Forage as juveniles
Salmon	Chinook salmon - Quillayute Fall			0	Forage as juveniles
Salmon	Chinook salmon - Quillayute Spring/Summer			0	Forage as juveniles
Salmon	Chinook salmon - Quinault Fall Hatchery			0	Forage as juveniles
Salmon	Chinook salmon - Sacramento River Fall	1	Important forage as juveniles	0	Forage as juveniles
Salmon	Chinook salmon - Sacramento River Spring	0	Forage as juveniles		
Salmon	Chinook salmon - Sacramento River Winter	0	Forage as juveniles		
Salmon	Chinook salmon - Skagit Spring			0	Forage as juveniles
Salmon	Chinook salmon - Skagit Summer/Fall			0	Forage as juveniles
Salmon	Chinook salmon - Skokomish Summer/Fall			0	Forage as juveniles
Salmon	Chinook salmon - Smith River	0	Forage as juveniles		
Salmon	Chinook salmon - Snake River Fall			0	Forage as juveniles
Salmon	Chinook salmon - Snake River Spring/Summer			0	Forage as juveniles
Salmon	Chinook salmon - Snohomish Summer/Fall			0	Forage as juveniles
Salmon	Chinook salmon - Southern Oregon			0	Forage as juveniles
Salmon	Chinook salmon - Stillaguamish Summer/Fall			0	Forage as juveniles
Salmon	Chinook salmon - Upper Willamette Spring			0	Forage as juveniles
Salmon	Chinook salmon - White River Spring			0	Forage as juveniles
Salmon	Chinook salmon - Willapa Bay Fall Hatchery			0	Forage as juveniles
Salmon	Chinook salmon - Willapa Bay Fall Natural			0	Forage as juveniles
Salmon	Coho salmon			0	Forage as juveniles
Salmon	Coho salmon - Central California Coast	0	Forage as juveniles	0	Forage as juveniles
Salmon	Coho salmon - Columbia River Early Hatchery			0	Forage as juveniles
Salmon	Coho salmon - Columbia River Late Hatchery			0	Forage as juveniles
Salmon	Coho salmon - Grays Harbor			0	Forage as juveniles
Salmon	Coho salmon - Hoh			0	Forage as juveniles
Salmon	Coho salmon - Hood Canal			0	Forage as juveniles
Salmon	Coho salmon - Lower Columbia Natural			0	Forage as juveniles
Salmon	Coho salmon - Oregon Coast Hatchery			0	Forage as juveniles
Salmon	Coho salmon - Oregon Coast Natural			0	Forage as juveniles

		Scorable Criteria			
Rubric		Ecological - High biomass			
Region		Southwest		Northwest	
Theme		Both	Rationale	Both	Rationale
FMP	TOTAL POSSIBLE SCORING	1	xx	1	xx
Salmon	Chinook salmon - Nooksack Spring Early			0	Lower abundance
Salmon	Chinook salmon - North Lewis River Fall			0	Lower abundance
Salmon	Chinook salmon - Puyallup Summer/Fall			0	Lower abundance
Salmon	Chinook salmon - Queets Fall			0	Lower abundance
Salmon	Chinook salmon - Queets Spring/Summer			0	Lower abundance
Salmon	Chinook salmon - Quillayute Fall			0	Lower abundance
Salmon	Chinook salmon - Quillayute Spring/Summer			0	Lower abundance
Salmon	Chinook salmon - Quinault Fall Hatchery			0	Lower abundance
Salmon	Chinook salmon - Sacramento River Fall	1	Salmon abundance top quartile	1	Salmon stocks top quartile
Salmon	Chinook salmon - Sacramento River Spring	0	Lower abundance		
Salmon	Chinook salmon - Sacramento River Winter	0	Lower abundance		
Salmon	Chinook salmon - Skagit Spring			0	Lower abundance
Salmon	Chinook salmon - Skagit Summer/Fall			0	Lower abundance
Salmon	Chinook salmon - Skokomish Summer/Fall			0	Lower abundance
Salmon	Chinook salmon - Smith River	0	Lower abundance		
Salmon	Chinook salmon - Snake River Fall			0	Lower abundance
Salmon	Chinook salmon - Snake River Spring/Summer			0	Lower abundance
Salmon	Chinook salmon - Snohomish Summer/Fall			0	Lower abundance
Salmon	Chinook salmon - Southern Oregon			0	Lower abundance
Salmon	Chinook salmon - Stillaguamish Summer/Fall			0	Lower abundance
Salmon	Chinook salmon - Upper Willamette Spring			0	Lower abundance
Salmon	Chinook salmon - White River Spring			0	Lower abundance
Salmon	Chinook salmon - Willapa Bay Fall Hatchery			0	Lower abundance
Salmon	Chinook salmon - Willapa Bay Fall Natural			0	Lower abundance
Salmon	Coho salmon			1	Salmon stocks top quartile
Salmon	Coho salmon - Central California Coast	0	Lower abundance	0	Lower abundance
Salmon	Coho salmon - Columbia River Early Hatchery			1	Salmon stocks top quartile
Salmon	Coho salmon - Columbia River Late Hatchery			1	Salmon stocks top quartile
Salmon	Coho salmon - Grays Harbor			1	Salmon stocks top quartile
Salmon	Coho salmon - Hoh			0	Lower abundance
Salmon	Coho salmon - Hood Canal			1	Salmon stocks top quartile
Salmon	Coho salmon - Lower Columbia Natural			0	Lower abundance
Salmon	Coho salmon - Oregon Coast Hatchery			0	Lower abundance
Salmon	Coho salmon - Oregon Coast Natural			1	Salmon stocks top quartile

Scorable Criteria

Rubric		Ecological Importance - Habitat altering			
Region		Southwest		Northwest	
Theme		Both	Rationale	Both	Rationale
FMP	TOTAL POSSIBLE SCORING	1	xx	1	xx
Salmon	Chinook salmon - Nooksack Spring Early			1	Gravel excavation in streams
Salmon	Chinook salmon - North Lewis River Fall			1	Gravel excavation in streams
Salmon	Chinook salmon - Puyallup Summer/Fall			1	Gravel excavation in streams
Salmon	Chinook salmon - Queets Fall			1	Gravel excavation in streams
Salmon	Chinook salmon - Queets Spring/Summer			1	Gravel excavation in streams
Salmon	Chinook salmon - Quillayute Fall			1	Gravel excavation in streams
Salmon	Chinook salmon - Quillayute Spring/Summer			1	Gravel excavation in streams
Salmon	Chinook salmon - Quinalt Fall Hatchery			0	Hatchery stock
Salmon	Chinook salmon - Sacramento River Fall	1	Gravel excavation in streams	1	Gravel excavation in streams
Salmon	Chinook salmon - Sacramento River Spring	1	Gravel excavation in streams		
Salmon	Chinook salmon - Sacramento River Winter	1	Gravel excavation in streams		
Salmon	Chinook salmon - Skagit Spring			1	Gravel excavation in streams
Salmon	Chinook salmon - Skagit Summer/Fall			1	Gravel excavation in streams
Salmon	Chinook salmon - Skokomish Summer/Fall			1	Gravel excavation in streams
Salmon	Chinook salmon - Smith River	1	Gravel excavation in streams		
Salmon	Chinook salmon - Snake River Fall			1	Gravel excavation in streams
Salmon	Chinook salmon - Snake River Spring/Summer			1	Gravel excavation in streams
Salmon	Chinook salmon - Snohomish Summer/Fall			1	Gravel excavation in streams
Salmon	Chinook salmon - Southern Oregon			1	Gravel excavation in streams
Salmon	Chinook salmon - Stillaguamish Summer/Fall			1	Gravel excavation in streams
Salmon	Chinook salmon - Upper Willamette Spring			1	Gravel excavation in streams
Salmon	Chinook salmon - White River Spring			1	Gravel excavation in streams
Salmon	Chinook salmon - Willapa Bay Fall Hatchery			0	Hatchery stock
Salmon	Chinook salmon - Willapa Bay Fall Natural			1	Gravel excavation in streams
Salmon	Coho salmon			1	Gravel excavation in streams
Salmon	Coho salmon - Central California Coast	1	Gravel excavation in streams	1	Gravel excavation in streams
Salmon	Coho salmon - Columbia River Early Hatchery			0	Hatchery stock
Salmon	Coho salmon - Columbia River Late Hatchery			0	Hatchery stock
Salmon	Coho salmon - Grays Harbor			1	Gravel excavation in streams
Salmon	Coho salmon - Hoh			1	Gravel excavation in streams
Salmon	Coho salmon - Hood Canal			1	Gravel excavation in streams
Salmon	Coho salmon - Lower Columbia Natural			1	Gravel excavation in streams
Salmon	Coho salmon - Oregon Coast Hatchery			0	Hatchery stock
Salmon	Coho salmon - Oregon Coast Natural			1	Gravel excavation in streams

		Scorable Criteria										
Rubric		Ecological - Historically important					Ecological - Treaty impacts			Total Ecological		
Region		Southwest			Northwest		Northwest only			Southwest	Northwest	
Theme		Both	Rationale		Both	Rationale		Both	Rationale		Both	Both
FMP	TOTAL POSSIBLE SCORING	1	xx		1	xx		Bonus	xx		5	5
Salmon	Chinook salmon - Nooksack Spring Early				1	Importance in FW systems		NA	Information @ species level			3
Salmon	Chinook salmon - North Lewis River Fall				1	Importance in FW systems		NA	Information @ species level			3
Salmon	Chinook salmon - Puyallup Summer/Fall				1	Importance in FW systems		NA	Information @ species level			3
Salmon	Chinook salmon - Queets Fall				1	Importance in FW systems		NA	Information @ species level			3
Salmon	Chinook salmon - Queets Spring/Summer				1	Importance in FW systems		NA	Information @ species level			3
Salmon	Chinook salmon - Quillayute Fall				1	Importance in FW systems		NA	Information @ species level			3
Salmon	Chinook salmon - Quillayute Spring/Summer				1	Importance in FW systems		NA	Information @ species level			3
Salmon	Chinook salmon - Quinalt Fall Hatchery				0	Hatchery stock		NA	Information @ species level			1
Salmon	Chinook salmon - Sacramento River Fall	1	Importance in FW systems		1	Importance in FW systems		NA	Information @ species level		5	4
Salmon	Chinook salmon - Sacramento River Spring	1	Importance in FW systems					NA	Information @ species level		2	
Salmon	Chinook salmon - Sacramento River Winter	1	Importance in FW systems					NA	Information @ species level		2	
Salmon	Chinook salmon - Skagit Spring				1	Importance in FW systems		NA	Information @ species level			3
Salmon	Chinook salmon - Skagit Summer/Fall				1	Importance in FW systems		NA	Information @ species level			3
Salmon	Chinook salmon - Skokomish Summer/Fall				1	Importance in FW systems		NA	Information @ species level			3
Salmon	Chinook salmon - Smith River	1	Importance in FW systems								2	
Salmon	Chinook salmon - Snake River Fall				1	Importance in FW systems		NA	Information @ species level			3
Salmon	Chinook salmon - Snake River Spring/Summer				1	Importance in FW systems		NA	Information @ species level			3
Salmon	Chinook salmon - Snohomish Summer/Fall				1	Importance in FW systems		NA	Information @ species level			3
Salmon	Chinook salmon - Southern Oregon				1	Importance in FW systems		NA	Information @ species level			3
Salmon	Chinook salmon - Stillaguamish Summer/Fall				1	Importance in FW systems		NA	Information @ species level			3
Salmon	Chinook salmon - Upper Willamette Spring				1	Importance in FW systems		NA	Information @ species level			3
Salmon	Chinook salmon - White River Spring				1	Importance in FW systems		NA	Information @ species level			3
Salmon	Chinook salmon - Willapa Bay Fall Hatchery				0	Hatchery stock		NA	Information @ species level			1
Salmon	Chinook salmon - Willapa Bay Fall Natural				1	Importance in FW systems		NA	Information @ species level			3
Salmon	Coho salmon				1	Importance in FW systems		1	Critical comp. of treaty areas			5
Salmon	Coho salmon - Central California Coast	1	Importance in FW systems		1	Importance in FW systems		NA	Information @ species level		2	2
Salmon	Coho salmon - Columbia River Early Hatchery				0	Hatchery stock		NA	Information @ species level			1
Salmon	Coho salmon - Columbia River Late Hatchery				0	Hatchery stock		NA	Information @ species level			1
Salmon	Coho salmon - Grays Harbor				1	Importance in FW systems		NA	Information @ species level			3
Salmon	Coho salmon - Hoh				1	Importance in FW systems		NA	Information @ species level			2
Salmon	Coho salmon - Hood Canal				1	Importance in FW systems		NA	Information @ species level			3
Salmon	Coho salmon - Lower Columbia Natural				1	Importance in FW systems		NA	Information @ species level			2
Salmon	Coho salmon - Oregon Coast Hatchery				0	Hatchery stock		NA	Information @ species level			0
Salmon	Coho salmon - Oregon Coast Natural				1	Importance in FW systems		NA	Information @ species level			3

		Scorable Criteria			
Rubric		Value - Commercial			
Region		Southwest		Northwest	
Theme		Both	Rationale	Both	Rationale
FMP	TOTAL POSSIBLE SCORING	1	xx	1	xx
Salmon	Chinook salmon - Nooksack Spring Early			0	Limited contribution of stock
Salmon	Chinook salmon - North Lewis River Fall			0	Limited contribution of stock
Salmon	Chinook salmon - Puyallup Summer/Fall			0	Limited contribution of stock
Salmon	Chinook salmon - Queets Fall			0	Limited contribution of stock
Salmon	Chinook salmon - Queets Spring/Summer			0	Limited contribution of stock
Salmon	Chinook salmon - Quillayute Fall			0	Limited contribution of stock
Salmon	Chinook salmon - Quillayute Spring/Summer			0	Limited contribution of stock
Salmon	Chinook salmon - Quinault Fall Hatchery			0	Limited contribution of stock
Salmon	Chinook salmon - Sacramento River Fall	1	Top landings based on tag data	1	Top quartile salmon abundance
Salmon	Chinook salmon - Sacramento River Spring	0	Smaller contribution to landings		
Salmon	Chinook salmon - Sacramento River Winter	0	Smaller contribution to landings		
Salmon	Chinook salmon - Skagit Spring			0	Limited contribution of stock
Salmon	Chinook salmon - Skagit Summer/Fall			0	Limited contribution of stock
Salmon	Chinook salmon - Skokomish Summer/Fall			0	Limited contribution of stock
Salmon	Chinook salmon - Smith River	0	Smaller contribution to landings		
Salmon	Chinook salmon - Snake River Fall			0	Limited contribution of stock
Salmon	Chinook salmon - Snake River Spring/Summer			0	Limited contribution of stock
Salmon	Chinook salmon - Snohomish Summer/Fall			0	Limited contribution of stock
Salmon	Chinook salmon - Southern Oregon			0	Limited contribution of stock
Salmon	Chinook salmon - Stillaguamish Summer/Fall			0	Limited contribution of stock
Salmon	Chinook salmon - Upper Willamette Spring			0	Limited contribution of stock
Salmon	Chinook salmon - White River Spring			0	Limited contribution of stock
Salmon	Chinook salmon - Willapa Bay Fall Hatchery			0	Limited contribution of stock
Salmon	Chinook salmon - Willapa Bay Fall Natural			0	Limited contribution of stock
Salmon	Coho salmon			0	Less significant commercially
Salmon	Coho salmon - Central California Coast	0	Smaller contribution to landings	0	Limited contribution of stock
Salmon	Coho salmon - Columbia River Early Hatchery			1	Top quartile salmon abundance
Salmon	Coho salmon - Columbia River Late Hatchery			1	Top quartile salmon abundance
Salmon	Coho salmon - Grays Harbor			1	Top quartile salmon abundance
Salmon	Coho salmon - Hoh			0	Limited contribution of stock
Salmon	Coho salmon - Hood Canal			1	Top quartile salmon abundance
Salmon	Coho salmon - Lower Columbia Natural			0	Limited contribution of stock
Salmon	Coho salmon - Oregon Coast Hatchery			0	Limited contribution of stock
Salmon	Coho salmon - Oregon Coast Natural			1	Top quartile salmon abundance

		Scorable Criteria			
Rubric		Value - Recreational			
Region		Southwest		Northwest	
Theme		Both	Rationale	Both	Rationale
FMP	TOTAL POSSIBLE SCORING	1	xx	1	xx
Salmon	Chinook salmon - Nooksack Spring Early			0	Limited contribution of stock
Salmon	Chinook salmon - North Lewis River Fall			0	Limited contribution of stock
Salmon	Chinook salmon - Puyallup Summer/Fall			0	Limited contribution of stock
Salmon	Chinook salmon - Queets Fall			0	Limited contribution of stock
Salmon	Chinook salmon - Queets Spring/Summer			0	Limited contribution of stock
Salmon	Chinook salmon - Quillayute Fall			0	Limited contribution of stock
Salmon	Chinook salmon - Quillayute Spring/Summer			0	Limited contribution of stock
Salmon	Chinook salmon - Quinault Fall Hatchery			0	Limited contribution of stock
Salmon	Chinook salmon - Sacramento River Fall	1	Est. CA rec. landings	1	Top quartile salmon abundance
Salmon	Chinook salmon - Sacramento River Spring	0	Limited contribution of stock		
Salmon	Chinook salmon - Sacramento River Winter	0	Limited contribution of stock		
Salmon	Chinook salmon - Skagit Spring			0	Limited contribution of stock
Salmon	Chinook salmon - Skagit Summer/Fall			0	Limited contribution of stock
Salmon	Chinook salmon - Skokomish Summer/Fall			0	Limited contribution of stock
Salmon	Chinook salmon - Smith River	0	Limited contribution of stock		
Salmon	Chinook salmon - Snake River Fall			0	Limited contribution of stock
Salmon	Chinook salmon - Snake River Spring/Summer			0	Limited contribution of stock
Salmon	Chinook salmon - Snohomish Summer/Fall			0	Limited contribution of stock
Salmon	Chinook salmon - Southern Oregon			0	Limited contribution of stock
Salmon	Chinook salmon - Stillaguamish Summer/Fall			0	Limited contribution of stock
Salmon	Chinook salmon - Upper Willamette Spring			0	Limited contribution of stock
Salmon	Chinook salmon - White River Spring			0	Limited contribution of stock
Salmon	Chinook salmon - Willapa Bay Fall Hatchery			0	Limited contribution of stock
Salmon	Chinook salmon - Willapa Bay Fall Natural			0	Limited contribution of stock
Salmon	Coho salmon			1	Top recreational salmon spp.
Salmon	Coho salmon - Central California Coast	0	Limited contribution of stock	0	Limited contribution of stock
Salmon	Coho salmon - Columbia River Early Hatchery			1	Top quartile salmon abundance
Salmon	Coho salmon - Columbia River Late Hatchery			1	Top quartile salmon abundance
Salmon	Coho salmon - Grays Harbor			1	Top quartile salmon abundance
Salmon	Coho salmon - Hoh			0	Limited contribution of stock
Salmon	Coho salmon - Hood Canal			1	Top quartile salmon abundance
Salmon	Coho salmon - Lower Columbia Natural			0	Limited contribution of stock
Salmon	Coho salmon - Oregon Coast Hatchery			0	Limited contribution of stock
Salmon	Coho salmon - Oregon Coast Natural			1	Top quartile salmon abundance

		Scorable Criteria			
Rubric		Value - Commercial management			
Region		Southwest		Northwest	
Theme		Both	Rationale	Both	Rationale
FMP	TOTAL POSSIBLE SCORING	1	xx	1	xx
Salmon	Chinook salmon - Nooksack Spring Early			1	ESA listed
Salmon	Chinook salmon - North Lewis River Fall			1	Choke stock
Salmon	Chinook salmon - Puyallup Summer/Fall			1	ESA listed
Salmon	Chinook salmon - Queets Fall			0	No significant mgmt issues
Salmon	Chinook salmon - Queets Spring/Summer			0	No significant mgmt issues
Salmon	Chinook salmon - Quillayute Fall			0	No significant mgmt issues
Salmon	Chinook salmon - Quillayute Spring/Summer			0	No significant mgmt issues
Salmon	Chinook salmon - Quinault Fall Hatchery			0	No significant mgmt issues
Salmon	Chinook salmon - Sacramento River Fall	1	Choke stock	1	Choke stock
Salmon	Chinook salmon - Sacramento River Spring	0	Does not limit fisheries		
Salmon	Chinook salmon - Sacramento River Winter	1	ESA listed		
Salmon	Chinook salmon - Skagit Spring			1	ESA listed
Salmon	Chinook salmon - Skagit Summer/Fall			1	ESA listed
Salmon	Chinook salmon - Skokomish Summer/Fall			1	ESA listed
Salmon	Chinook salmon - Smith River	0	Does not limit fisheries		
Salmon	Chinook salmon - Snake River Fall			1	Choke stock
Salmon	Chinook salmon - Snake River Spring/Summer			1	Choke stock
Salmon	Chinook salmon - Snohomish Summer/Fall			1	ESA listed
Salmon	Chinook salmon - Southern Oregon			1	Choke stock (Klamath complex)
Salmon	Chinook salmon - Stillaguamish Summer/Fall			1	ESA listed
Salmon	Chinook salmon - Upper Willamette Spring			1	Choke stock
Salmon	Chinook salmon - White River Spring			1	ESA listed
Salmon	Chinook salmon - Willapa Bay Fall Hatchery			0	No significant mgmt issues
Salmon	Chinook salmon - Willapa Bay Fall Natural			0	No significant mgmt issues
Salmon	Coho salmon			1	ESA; choke stocks; tribal harvest
Salmon	Coho salmon - Central California Coast			1	ESA listed
Salmon	Coho salmon - Columbia River Early Hatchery			0	No significant mgmt issues
Salmon	Coho salmon - Columbia River Late Hatchery			0	No significant mgmt issues
Salmon	Coho salmon - Grays Harbor			0	No significant mgmt issues
Salmon	Coho salmon - Hoh			0	No significant mgmt issues
Salmon	Coho salmon - Hood Canal			0	No significant mgmt issues
Salmon	Coho salmon - Lower Columbia Natural			1	Choke stock
Salmon	Coho salmon - Oregon Coast Hatchery			0	No significant mgmt issues
Salmon	Coho salmon - Oregon Coast Natural			1	Choke stock

		Scorable Criteria			
Rubric		Value - Recreational management			
Region		Southwest		Northwest	
Theme		Both	Rationale	Both	Rationale
FMP	TOTAL POSSIBLE SCORING	1	xx	1	xx
Salmon	Chinook salmon - Nooksack Spring Early			1	ESA listed
Salmon	Chinook salmon - North Lewis River Fall			1	Choke stock
Salmon	Chinook salmon - Puyallup Summer/Fall			1	ESA listed
Salmon	Chinook salmon - Queets Fall			0	No significant mgmt issues
Salmon	Chinook salmon - Queets Spring/Summer			0	No significant mgmt issues
Salmon	Chinook salmon - Quillayute Fall			0	No significant mgmt issues
Salmon	Chinook salmon - Quillayute Spring/Summer			0	No significant mgmt issues
Salmon	Chinook salmon - Quinault Fall Hatchery			0	No significant mgmt issues
Salmon	Chinook salmon - Sacramento River Fall	1	Choke stock	1	Choke stock
Salmon	Chinook salmon - Sacramento River Spring	0	No significant mgmt issues		
Salmon	Chinook salmon - Sacramento River Winter	1	ESA listed		
Salmon	Chinook salmon - Skagit Spring			1	ESA listed
Salmon	Chinook salmon - Skagit Summer/Fall			1	ESA listed
Salmon	Chinook salmon - Skokomish Summer/Fall			1	ESA listed
Salmon	Chinook salmon - Smith River	0	No significant mgmt issues		
Salmon	Chinook salmon - Snake River Fall			1	Choke stock
Salmon	Chinook salmon - Snake River Spring/Summer			1	Choke stock
Salmon	Chinook salmon - Snohomish Summer/Fall			1	ESA listed
Salmon	Chinook salmon - Southern Oregon			1	Choke stock (Klamath complex)
Salmon	Chinook salmon - Stillaguamish Summer/Fall			1	ESA listed
Salmon	Chinook salmon - Upper Willamette Spring			1	Choke stock
Salmon	Chinook salmon - White River Spring			1	ESA listed
Salmon	Chinook salmon - Willapa Bay Fall Hatchery			0	No significant mgmt issues
Salmon	Chinook salmon - Willapa Bay Fall Natural			0	No significant mgmt issues
Salmon	Coho salmon			1	ESA; choke stocks; tribal subsistence harvest
Salmon	Coho salmon - Central California Coast	1	ESA listed	1	ESA listed
Salmon	Coho salmon - Columbia River Early Hatchery			0	No significant mgmt issues
Salmon	Coho salmon - Columbia River Late Hatchery			0	No significant mgmt issues
Salmon	Coho salmon - Grays Harbor			0	No significant mgmt issues
Salmon	Coho salmon - Hoh			0	No significant mgmt issues
Salmon	Coho salmon - Hood Canal			0	No significant mgmt issues
Salmon	Coho salmon - Lower Columbia Natural			1	Choke stock
Salmon	Coho salmon - Oregon Coast Hatchery			0	No significant mgmt issues
Salmon	Coho salmon - Oregon Coast Natural			1	Choke stock

		Scorable Criteria						Prioritization Scores								
Rubric	Value - Social						Total Value		Habitat for stock asmt		EFH science					
Region	Southwest			Northwest			Southwest	Northwest	SW	NW	SW	NW				
Theme	Both	Rationale		Both	Rationale		Both	Both	SA	SA	EFH	EFH				
FMP	TOTAL POSSIBLE SCORING						1	xx	1	xx	5	5	35	35	35	35
Salmon	Chinook salmon - Nooksack Spring Early						1	Cultural/historical/traditional/tribal		3		27		27		27
Salmon	Chinook salmon - North Lewis River Fall						1	Cultural/historical/traditional/tribal		3		29		29		29
Salmon	Chinook salmon - Puyallup Summer/Fall						1	Cultural/historical/traditional/tribal		3		27		27		27
Salmon	Chinook salmon - Queets Fall						1	Cultural/historical/traditional/tribal		1		18		18		18
Salmon	Chinook salmon - Queets Spring/Summer						1	Cultural/historical/traditional/tribal		1		23		23		23
Salmon	Chinook salmon - Quillayute Fall						1	Cultural/historical/traditional/tribal		1		18		18		18
Salmon	Chinook salmon - Quillayute Spring/Summer						1	Cultural/historical/traditional/tribal		1		18		18		18
Salmon	Chinook salmon - Quinault Fall Hatchery						1	Cultural/historical/traditional/tribal		1		15		15		15
Salmon	Chinook salmon - Sacramento River Fall						1	Cultural/social importance	1	Cultural/historical/traditional/tribal	5	5	33	32	33	32
Salmon	Chinook salmon - Sacramento River Spring						1	Cultural/social importance		1		24		24		24
Salmon	Chinook salmon - Sacramento River Winter						1	Cultural/social importance		3		28		28		28
Salmon	Chinook salmon - Skagit Spring						1	Cultural/historical/traditional/tribal		3		28		27		27
Salmon	Chinook salmon - Skagit Summer/Fall						1	Cultural/historical/traditional/tribal		3		28		27		27
Salmon	Chinook salmon - Skokomish Summer/Fall						1	Cultural/historical/traditional/tribal		3		27		27		27
Salmon	Chinook salmon - Smith River						1	Cultural/social importance		1				15		15
Salmon	Chinook salmon - Snake River Fall						1	Cultural/historical/traditional/tribal		3		29		29		29
Salmon	Chinook salmon - Snake River Spring/Summer						1	Cultural/historical/traditional/tribal		3		29		29		29
Salmon	Chinook salmon - Snohomish Summer/Fall						1	Cultural/historical/traditional/tribal		3		28		27		27
Salmon	Chinook salmon - Southern Oregon						1	Cultural/historical/traditional/tribal		3		24		24		24
Salmon	Chinook salmon - Stillaguamish Summer/Fall						1	Cultural/historical/traditional/tribal		3		28		27		27
Salmon	Chinook salmon - Upper Willamette Spring						1	Cultural/historical/traditional/tribal		3		29		29		29
Salmon	Chinook salmon - White River Spring						1	Cultural/historical/traditional/tribal		3		27		27		27
Salmon	Chinook salmon - Willapa Bay Fall Hatchery						1	Cultural/historical/traditional/tribal		1		15		15		15
Salmon	Chinook salmon - Willapa Bay Fall Natural						1	Cultural/historical/traditional/tribal		1		18		18		18
Salmon	Coho salmon						1	Cultural/historical/traditional/tribal		4		33		32		32
Salmon	Coho salmon - Central California Coast						1	Cultural/social importance	1	Cultural/historical/traditional/tribal	3	3	27	26	27	26
Salmon	Coho salmon - Columbia River Early Hatchery						1	Cultural/historical/traditional/tribal		3		17		17		17
Salmon	Coho salmon - Columbia River Late Hatchery						1	Cultural/historical/traditional/tribal		3		17		17		17
Salmon	Coho salmon - Grays Harbor						1	Cultural/historical/traditional/tribal		3		21		20		20
Salmon	Coho salmon - Hoh						1	Cultural/historical/traditional/tribal		1		18		17		17
Salmon	Coho salmon - Hood Canal						1	Cultural/historical/traditional/tribal		3		21		21		21
Salmon	Coho salmon - Lower Columbia Natural						1	Cultural/historical/traditional/tribal		3		28		28		28
Salmon	Coho salmon - Oregon Coast Hatchery						1	Cultural/historical/traditional/tribal		1		14		14		14
Salmon	Coho salmon - Oregon Coast Natural						1	Cultural/historical/traditional/tribal		5		32		31		31

		Filter Criteria							
Rubric		FSSI/FMC priority?				Benefit stock asmt?			
Region		Northwest		Southwest		Northwest		Southwest	
Theme		Both	Rationale	Both	Rationale	SA	Rationale	SA	Rationale
FMP	TOTAL POSSIBLE SCORING	Pass	xx	Pass	xx	Pass	xx	Pass	xx
Salmon	Coho salmon - Queets	Pass	New International FSSI	NA	Distribution	Pass	Asmt planned		
Salmon	Coho salmon - Quillayute Fall	Pass	New International FSSI	NA	Distribution	Pass	Asmt planned		
Salmon	Coho salmon - Quillayute Summer Hatchery	Pass	Asmt planned/completed	NA	Distribution	Pass	Asmt planned		
Salmon	Coho salmon - Quinault Hatchery	Pass	Asmt planned/completed	NA	Distribution	Pass	Asmt planned		
Salmon	Coho salmon - Skagit	Pass	New International FSSI	NA	Distribution	Pass	Asmt planned		
Salmon	Coho salmon - Snohomish	Pass	New International FSSI	NA	Distribution	Pass	Asmt planned		
Salmon	Coho salmon - South Puget Sound Hatchery	Pass	Asmt planned/completed	NA	Distribution	Pass	Asmt planned		
Salmon	Coho salmon - Southern Oregon/Northern California Coast	Pass	ESA listed	Pass	ESA listed	Pass	Asmt planned	Pass	Asmt planned
Salmon	Coho salmon - Stillaguamish	Pass	New International FSSI	NA	Distribution	Pass	Asmt planned		
Salmon	Coho salmon - Strait of Juan de Fuca	Pass	New International FSSI	NA	Distribution	Pass	Asmt planned		
Salmon	Coho salmon - Willapa Bay Hatchery	Pass	Asmt planned/completed	NA	Distribution	Pass	Asmt planned		
Salmon	Coho salmon - Willapa Bay Natural	Pass	Asmt planned/completed	NA	Distribution	Pass	Asmt planned		
Salmon	Pink salmon - Puget Sound	Pass	New International FSSI	NA	Distribution	Pass	Asmt planned		
HMS	HMS Ecosystem Components	NA	Ecosystem Component	NA	Considered @ stock level				
HMS	Albacore	Pass	New International FSSI	Pass	Included in FSSI	Pass	Recently assessed	Pass	Asmt planned
HMS	Bigeye thresher	NA	Ecosystem Component	NA	Ecosystem Component				
HMS	Bigeye tuna - Western and Central Pacific	NA	Distribution	NA	Distribution				
HMS	Bigeye tuna - Eastern Pacific	NA	Insignificant landings	Pass	Asmt planned/completed			Pass	Asmt planned
HMS	Blue shark	Pass	New International FSSI	Pass	Included in FSSI	Pass	Recently assessed	Pass	Asmt planned
HMS	Dolphinfish	NA	Insignificant landings	Pass	Included in FSSI			No	Unlikely to be assessed
HMS	Pacific bluefin tuna	NA	Insignificant landings	Pass	Included in FSSI			Pass	Asmt planned
HMS	Pelagic thresher	NA	Ecosystem Component	NA	Ecosystem Component				
HMS	Shortfin mako	NA	Insignificant landings	Pass	Asmt planned/completed			Pass	Asmt planned
HMS	Skipjack tuna - Eastern Pacific	NA	Insignificant landings	Pass	Included in FSSI			Pass	Asmt planned
HMS	Striped marlin - Eastern Pacific	NA	Insignificant landings	Pass	Included in FSSI			Pass	Asmt overdue
HMS	Swordfish - Western and Central Pacific	NA	Distribution	NA	Considered @ species level				
HMS	Swordfish - Eastern Pacific	NA	Insignificant landings	NA	Considered @ species level				
HMS	Swordfish - North Pacific	NA	Considered @ stock level	Pass	Included in FSSI			Pass	Asmt planned
HMS	Thresher shark	Pass	New International FSSI	Pass	Asmt planned/completed	Pass	Asmt planned	Pass	Asmt planned
HMS	Yellowfin tuna - Eastern Pacific	NA	Insignificant landings	Pass	Included in FSSI			Pass	Asmt planned

		Filter Criteria				Scorable Criteria			
Rubric		Inform EFH science?				Benefits to stock asmt			
Region		Northwest		Southwest		Southwest		Northwest	
Theme		EFH	Rationale	EFH	Rationale	SA	Rationale	SA	Rationale
FMP	TOTAL POSSIBLE SCORING	Pass	xx	Pass	xx	5	xx	5	xx
Salmon	Coho salmon - Queets	Pass	All stocks pass					5	Asmt uses PDO index
Salmon	Coho salmon - Quillayute Fall	Pass	All stocks pass					4	Environmental data could improve forecasts
Salmon	Coho salmon - Quillayute Summer Hatchery	Pass	All stocks pass					4	Environmental data could improve forecasts
Salmon	Coho salmon - Quinault Hatchery	Pass	All stocks pass					4	Environmental data could improve forecasts
Salmon	Coho salmon - Skagit	Pass	All stocks pass					4	Environmental data could improve forecasts
Salmon	Coho salmon - Snohomish	Pass	All stocks pass					4	Environmental data could improve forecasts
Salmon	Coho salmon - South Puget Sound Hatchery	Pass	All stocks pass					4	Environmental data could improve forecasts
Salmon	Coho salmon - Southern Oregon/Northern California Coast	Pass	All stocks pass	Pass	All stocks pass	4	Asmt uses survey data	4	Environmental data could improve forecasts
Salmon	Coho salmon - Stillaguamish	Pass	All stocks pass					4	Environmental data could improve forecasts
Salmon	Coho salmon - Strait of Juan de Fuca	Pass	All stocks pass					5	Asmt uses zooplankton index
Salmon	Coho salmon - Willapa Bay Hatchery	Pass	All stocks pass					5	Asmt uses PDO index
Salmon	Coho salmon - Willapa Bay Natural	Pass	All stocks pass					5	Asmt uses PDO index
Salmon	Pink salmon - Puget Sound	Pass	All stocks pass					4	Environmental data could improve forecasts
HMS	HMS Ecosystem Components								
HMS	Albacore	Pass	All stocks pass	Pass	All stocks pass	1	No survey index available	1	Stock is lacking basic data to support asmt
HMS	Bigeye thresher								
HMS	Bigeye tuna - Western and Central Pacific								
HMS	Bigeye tuna - Eastern Pacific			Pass	All stocks pass	1	No survey index available		
HMS	Blue shark	Pass	All stocks pass	Pass	All stocks pass	1	No survey index available	1	Stock is lacking basic data to support asmt
HMS	Dolphinfish			Pass	All stocks pass				
HMS	Pacific bluefin tuna			Pass	All stocks pass	1	No survey index available		
HMS	Pelagic thresher								
HMS	Shortfin mako			Pass	All stocks pass	1	No survey index available		
HMS	Skipjack tuna - Eastern Pacific			Pass	All stocks pass	1	No survey index available		
HMS	Striped marlin - Eastern Pacific			Pass	All stocks pass	1	No survey index available		
HMS	Swordfish - Western and Central Pacific								
HMS	Swordfish - Eastern Pacific								
HMS	Swordfish - North Pacific			Pass	All stocks pass	1	No survey index available		
HMS	Thresher shark	Pass	All stocks pass	Pass	All stocks pass	1	No survey index available	1	Stock is lacking basic data to support asmt
HMS	Yellowfin tuna - Eastern Pacific			Pass	All stocks pass	1	No survey index available		

		Scorable Criteria			
Rubric		Likely to advance EFH			
Region		Southwest		Northwest	
Theme		EFH	Rationale	EFH	Rationale
FMP	TOTAL POSSIBLE SCORING	5	xx	5	xx
Salmon	Coho salmon - Queets			4	Possibility of developing complete maps of intrinsic potential
Salmon	Coho salmon - Quillayute Fall			4	Possibility of developing complete maps of intrinsic potential
Salmon	Coho salmon - Quillayute Summer Hatchery			4	Possibility of developing complete maps of intrinsic potential
Salmon	Coho salmon - Quinault Hatchery			4	Possibility of developing complete maps of intrinsic potential
Salmon	Coho salmon - Skagit			4	Possibility of developing complete maps of intrinsic potential
Salmon	Coho salmon - Snohomish			4	Possibility of developing complete maps of intrinsic potential
Salmon	Coho salmon - South Puget Sound Hatchery			4	Possibility of developing complete maps of intrinsic potential
Salmon	Coho salmon - Southern Oregon/Northern California Coast	4	Potential to provide info on fish-habitat relationships	4	Possibility of developing complete maps of intrinsic potential
Salmon	Coho salmon - Stillaguamish			4	Possibility of developing complete maps of intrinsic potential
Salmon	Coho salmon - Strait of Juan de Fuca			4	Possibility of developing complete maps of intrinsic potential
Salmon	Coho salmon - Willapa Bay Hatchery			4	Possibility of developing complete maps of intrinsic potential
Salmon	Coho salmon - Willapa Bay Natural			4	Possibility of developing complete maps of intrinsic potential
Salmon	Pink salmon - Puget Sound			4	Possibility of developing complete maps of intrinsic potential
HMS	HMS Ecosystem Components				
HMS	Albacore	1	Difficult to move beyond EFH level 1 for pelagic species	1	Difficult to move beyond EFH level 1 for pelagic species
HMS	Bigeye thresher				
HMS	Bigeye tuna - Western and Central Pacific				
HMS	Bigeye tuna - Eastern Pacific	1	Difficult to move beyond EFH level 1 for pelagic species		
HMS	Blue shark	1	Difficult to move beyond EFH level 1 for pelagic species	1	Difficult to move beyond EFH level 1 for pelagic species
HMS	Dolphinfish	1	Difficult to move beyond EFH level 1 for pelagic species		
HMS	Pacific bluefin tuna	1	Difficult to move beyond EFH level 1 for pelagic species		
HMS	Pelagic thresher				
HMS	Shortfin mako	4	Likely to improve EFH levels for nursery areas		
HMS	Skipjack tuna - Eastern Pacific	1	Difficult to move beyond EFH level 1 for pelagic species		
HMS	Striped marlin - Eastern Pacific	1	Difficult to move beyond EFH level 1 for pelagic species		
HMS	Swordfish - Western and Central Pacific				
HMS	Swordfish - Eastern Pacific				
HMS	Swordfish - North Pacific	1	Difficult to move beyond EFH level 1 for pelagic species		
HMS	Thresher shark	4	Likely to improve EFH levels for nursery areas	1	Difficult to move beyond EFH level 1 for pelagic species
HMS	Yellowfin tuna - Eastern Pacific	1	Difficult to move beyond EFH level 1 for pelagic species		

		Scorable Criteria			
Rubric		Fishery status			
Region		Southwest		Northwest	
Theme		Both	Rationale	Both	Rationale
FMP	TOTAL POSSIBLE SCORING	5	xx	5	xx
Salmon	Coho salmon - Queets			0	No evidence suggests vulnerability
Salmon	Coho salmon - Quillayute Fall			0	No evidence suggests vulnerability
Salmon	Coho salmon - Quillayute Summer Hatchery			0	No evidence suggests vulnerability
Salmon	Coho salmon - Quinault Hatchery			0	No evidence suggests vulnerability
Salmon	Coho salmon - Skagit			0	No evidence suggests vulnerability
Salmon	Coho salmon - Snohomish			0	No evidence suggests vulnerability
Salmon	Coho salmon - South Puget Sound Hatchery			0	No evidence suggests vulnerability
Salmon	Coho salmon - Southern Oregon/Northern California Coast	5	ESA Threatened	5	ESA Threatened
Salmon	Coho salmon - Stillaguamish			0	No evidence suggests vulnerability
Salmon	Coho salmon - Strait of Juan de Fuca			0	No evidence suggests vulnerability
Salmon	Coho salmon - Willapa Bay Hatchery			0	No evidence suggests vulnerability
Salmon	Coho salmon - Willapa Bay Natural			0	No evidence suggests vulnerability
Salmon	Pink salmon - Puget Sound			0	No evidence suggests vulnerability
HMS	HMS Ecosystem Components				
HMS	Albacore	1	Transboundary, international mgmt.	1	Transboundary, international mgmt.
HMS	Bigeye thresher				
HMS	Bigeye tuna - Western and Central Pacific				
HMS	Bigeye tuna - Eastern Pacific	2	Fully exploited		
HMS	Blue shark	2	Fully exploited	2	Fully exploited
HMS	Dolphinfish	1	Transboundary, international mgmt.		
HMS	Pacific bluefin tuna	5	Experiencing overfishing		
HMS	Pelagic thresher				
HMS	Shortfin mako	1	Transboundary, international mgmt.		
HMS	Skipjack tuna - Eastern Pacific	1	Transboundary, international mgmt.		
HMS	Striped marlin - Eastern Pacific	1	Transboundary, international mgmt.		
HMS	Swordfish - Western and Central Pacific				
HMS	Swordfish - Eastern Pacific				
HMS	Swordfish - North Pacific	0	Underexploited		
HMS	Thresher shark	1	Transboundary, international mgmt.	1	Transboundary, international mgmt.
HMS	Yellowfin tuna - Eastern Pacific	2	Fully exploited		

		Scorable Criteria			
Rubric		FMC priority			
Region		Southwest		Northwest	
Theme		Both	Rationale	Both	Rationale
FMP	TOTAL POSSIBLE SCORING	5	xx	5	xx
Salmon	Coho salmon - Queets			1	International ACL exception
Salmon	Coho salmon - Quillayute Fall			1	International ACL exception
Salmon	Coho salmon - Quillayute Summer Hatchery			1	International ACL exception
Salmon	Coho salmon - Quinault Hatchery			1	International ACL exception
Salmon	Coho salmon - Skagit			1	International ACL exception
Salmon	Coho salmon - Snohomish			1	International ACL exception
Salmon	Coho salmon - South Puget Sound Hatchery			1	International ACL exception
Salmon	Coho salmon - Southern Oregon/Northern California Coast	5	Choke stock	3	ESA listed
Salmon	Coho salmon - Stillaguamish			1	International ACL exception
Salmon	Coho salmon - Strait of Juan de Fuca			1	International ACL exception
Salmon	Coho salmon - Willapa Bay Hatchery			1	International ACL exception
Salmon	Coho salmon - Willapa Bay Natural			1	International ACL exception
Salmon	Pink salmon - Puget Sound			3	International ACL exception, of particular concern to tribes
HMS	HMS Ecosystem Components				
HMS	Albacore	5	High priority issue per HMS SAFE	5	International mgmt status, recent asmt
HMS	Bigeye thresher				
HMS	Bigeye tuna - Western and Central Pacific				
HMS	Bigeye tuna - Eastern Pacific	3	Medium priority issue per HMS SAFE		
HMS	Blue shark	3	Medium priority issue per HMS SAFE	5	Priority mgmt issue
HMS	Dolphinfish	1	Low priority issue per HMS SAFE		
HMS	Pacific bluefin tuna	5	High priority issue per HMS SAFE		
HMS	Pelagic thresher				
HMS	Shortfin mako	5	High priority issue per HMS SAFE		
HMS	Skipjack tuna - Eastern Pacific	3	Medium priority issue per HMS SAFE		
HMS	Striped marlin - Eastern Pacific	3	Medium priority issue per HMS SAFE		
HMS	Swordfish - Western and Central Pacific				
HMS	Swordfish - Eastern Pacific				
HMS	Swordfish - North Pacific	5	High priority issue per HMS SAFE		
HMS	Thresher shark	5	High priority issue per HMS SAFE	5	International mgmt status, recent asmt
HMS	Yellowfin tuna - Eastern Pacific	3	Medium priority issue per HMS SAFE		

		Scorable Criteria			
Rubric		Habitat dependence			
Region		Southwest		Northwest	
Theme		Both	Rationale	Both	Rationale
FMP	TOTAL POSSIBLE SCORING	5	xx	5	xx
Salmon	Coho salmon - Queets			5	Freshwater and estuary use
Salmon	Coho salmon - Quillayute Fall			5	Freshwater and estuary use
Salmon	Coho salmon - Quillayute Summer Hatchery			5	Freshwater and estuary use
Salmon	Coho salmon - Quinault Hatchery			5	Freshwater and estuary use
Salmon	Coho salmon - Skagit			5	Freshwater and estuary use
Salmon	Coho salmon - Snohomish			5	Freshwater and estuary use
Salmon	Coho salmon - South Puget Sound Hatchery			5	Freshwater and estuary use
Salmon	Coho salmon - Southern Oregon/Northern California Coast	5	Freshwater and estuary use	5	Freshwater and estuary use
Salmon	Coho salmon - Stillaguamish			5	Freshwater and estuary use
Salmon	Coho salmon - Strait of Juan de Fuca			5	Freshwater and estuary use
Salmon	Coho salmon - Willapa Bay Hatchery			5	Freshwater and estuary use
Salmon	Coho salmon - Willapa Bay Natural			5	Freshwater and estuary use
Salmon	Pink salmon - Puget Sound			5	Freshwater and estuary use
HMS	HMS Ecosystem Components				
HMS	Albacore	1	Pelagic generalist	1	Pelagic generalist
HMS	Bigeye thresher				
HMS	Bigeye tuna - Western and Central Pacific				
HMS	Bigeye tuna - Eastern Pacific	1	Pelagic generalist		
HMS	Blue shark	1	Pelagic generalist	1	Pelagic generalist
HMS	Dolphinfish	1	Pelagic generalist		
HMS	Pacific bluefin tuna	1	Pelagic generalist		
HMS	Pelagic thresher				
HMS	Shortfin mako	1	Pelagic generalist		
HMS	Skipjack tuna - Eastern Pacific	1	Pelagic generalist		
HMS	Striped marlin - Eastern Pacific	1	Pelagic generalist		
HMS	Swordfish - Western and Central Pacific				
HMS	Swordfish - Eastern Pacific				
HMS	Swordfish - North Pacific	1	Pelagic generalist		
HMS	Thresher shark	1	Pelagic generalist	1	Pelagic generalist
HMS	Yellowfin tuna - Eastern Pacific	1	Pelagic generalist		

		Scorable Criteria			
Rubric		Habitat Disturbance - Fishing impacts			
Region		Southwest		Northwest	
Theme		Both	Rationale	Both	Rationale
FMP	TOTAL POSSIBLE SCORING	1	xx	1	xx
Salmon	Coho salmon - Queets			0	Limited fishing impacts for salmon
Salmon	Coho salmon - Quillayute Fall			0	Limited fishing impacts for salmon
Salmon	Coho salmon - Quillayute Summer Hatchery			0	Limited fishing impacts for salmon
Salmon	Coho salmon - Quinault Hatchery			0	Limited fishing impacts for salmon
Salmon	Coho salmon - Skagit			0	Limited fishing impacts for salmon
Salmon	Coho salmon - Snohomish			0	Limited fishing impacts for salmon
Salmon	Coho salmon - South Puget Sound Hatchery			0	Limited fishing impacts for salmon
Salmon	Coho salmon - Southern Oregon/Northern California Coast	0	Limited fishing impacts for salmon	0	Limited fishing impacts for salmon
Salmon	Coho salmon - Stillaguamish			0	Limited fishing impacts for salmon
Salmon	Coho salmon - Strait of Juan de Fuca			0	Limited fishing impacts for salmon
Salmon	Coho salmon - Willapa Bay Hatchery			0	Limited fishing impacts for salmon
Salmon	Coho salmon - Willapa Bay Natural			0	Limited fishing impacts for salmon
Salmon	Pink salmon - Puget Sound			0	Limited fishing impacts for salmon
HMS	HMS Ecosystem Components				
HMS	Albacore	0	No demonstrable impacts	0	No demonstrable impacts
HMS	Bigeye thresher				
HMS	Bigeye tuna - Western and Central Pacific				
HMS	Bigeye tuna - Eastern Pacific	0	No demonstrable impacts		
HMS	Blue shark	0	No demonstrable impacts	0	No demonstrable impacts
HMS	Dolphinfish	0	No demonstrable impacts		
HMS	Pacific bluefin tuna	0	No demonstrable impacts		
HMS	Pelagic thresher				
HMS	Shortfin mako	0	No demonstrable impacts		
HMS	Skipjack tuna - Eastern Pacific	0	No demonstrable impacts		
HMS	Striped marlin - Eastern Pacific	0	No demonstrable impacts		
HMS	Swordfish - Western and Central Pacific				
HMS	Swordfish - Eastern Pacific				
HMS	Swordfish - North Pacific	0	No demonstrable impacts		
HMS	Thresher shark	0	No demonstrable impacts	0	No demonstrable impacts
HMS	Yellowfin tuna - Eastern Pacific	0	No demonstrable impacts		

		Scorable Criteria			
Rubric		Habitat Disturbance - Non-fishing impacts			
Region		Southwest		Northwest	
Theme		Both	Rationale	Both	Rationale
FMP	TOTAL POSSIBLE SCORING	1	xx	1	xx
Salmon	Coho salmon - Queets			1	Estuary and freshwater habitats
Salmon	Coho salmon - Quillayute Fall			1	Estuary and freshwater habitats
Salmon	Coho salmon - Quillayute Summer Hatchery			1	Estuary and freshwater habitats
Salmon	Coho salmon - Quinault Hatchery			1	Estuary and freshwater habitats
Salmon	Coho salmon - Skagit			1	Estuary and freshwater habitats
Salmon	Coho salmon - Snohomish			1	Estuary and freshwater habitats
Salmon	Coho salmon - South Puget Sound Hatchery			1	Estuary and freshwater habitats
Salmon	Coho salmon - Southern Oregon/Northern California Coast	1	Estuary and freshwater habitats	1	Estuary and freshwater habitats
Salmon	Coho salmon - Stillaguamish			1	Estuary and freshwater habitats
Salmon	Coho salmon - Strait of Juan de Fuca			1	Estuary and freshwater habitats
Salmon	Coho salmon - Willapa Bay Hatchery			1	Estuary and freshwater habitats
Salmon	Coho salmon - Willapa Bay Natural			1	Estuary and freshwater habitats
Salmon	Pink salmon - Puget Sound			1	Estuary and freshwater habitats
HMS	HMS Ecosystem Components				
HMS	Albacore	0	Offshore pelagic habitats less vulnerable	0	Offshore pelagic habitats less vulnerable
HMS	Bigeye thresher				
HMS	Bigeye tuna - Western and Central Pacific				
HMS	Bigeye tuna - Eastern Pacific	0	Offshore pelagic habitats less vulnerable		
HMS	Blue shark	0	Offshore pelagic habitats less vulnerable	0	Offshore pelagic habitats less vulnerable
HMS	Dolphinfish	0	Offshore pelagic habitats less vulnerable		
HMS	Pacific bluefin tuna	0	Offshore pelagic habitats less vulnerable		
HMS	Pelagic thresher				
HMS	Shortfin mako	0	Offshore pelagic habitats less vulnerable		
HMS	Skipjack tuna - Eastern Pacific	0	Offshore pelagic habitats less vulnerable		
HMS	Striped marlin - Eastern Pacific	0	Offshore pelagic habitats less vulnerable		
HMS	Swordfish - Western and Central Pacific				
HMS	Swordfish - Eastern Pacific				
HMS	Swordfish - North Pacific	0	Offshore pelagic habitats less vulnerable		
HMS	Thresher shark	0	Offshore pelagic habitats less vulnerable	0	Offshore pelagic habitats less vulnerable
HMS	Yellowfin tuna - Eastern Pacific	0	Offshore pelagic habitats less vulnerable		

Scorable Criteria									
Rubric		Habitat Disturbance - Location-based vulnerability				Habitat Disturbance - Vulnerability & recovery			
Region		Southwest		Northwest		Southwest		Northwest	
Theme		Both	Rationale	Both	Rationale	Both	Rationale	Both	Rationale
FMP	TOTAL POSSIBLE SCORING	1	xx	1	xx	1	xx	1	xx
Salmon	Coho salmon - Queets			1	Freshwater/estuary			1	Freshwater/estuary
Salmon	Coho salmon - Quillayute Fall			1	Freshwater/estuary			1	Freshwater/estuary
Salmon	Coho salmon - Quillayute Summer Hatchery			1	Freshwater/estuary			1	Freshwater/estuary
Salmon	Coho salmon - Quinault Hatchery			1	Freshwater/estuary			1	Freshwater/estuary
Salmon	Coho salmon - Skagit			1	Freshwater/estuary			1	Freshwater/estuary
Salmon	Coho salmon - Snohomish			1	Freshwater/estuary			1	Freshwater/estuary
Salmon	Coho salmon - South Puget Sound Hatchery			1	Freshwater/estuary			1	Freshwater/estuary
Salmon	Coho salmon - Southern Oregon/Northern California Coast	1	Heavy use system	1	Freshwater/estuary	1	Freshwater/estuary	1	Freshwater/estuary
Salmon	Coho salmon - Stillaguamish			1	Freshwater/estuary			1	Freshwater/estuary
Salmon	Coho salmon - Strait of Juan de Fuca			1	Freshwater/estuary			1	Freshwater/estuary
Salmon	Coho salmon - Willapa Bay Hatchery			1	Freshwater/estuary			1	Freshwater/estuary
Salmon	Coho salmon - Willapa Bay Natural			1	Freshwater/estuary			1	Freshwater/estuary
Salmon	Pink salmon - Puget Sound			1	Freshwater/estuary			1	Freshwater/estuary
HMS	HMS Ecosystem Components								
HMS	Albacore	0	Offshore pelagic	0	Offshore pelagic	0	Migratory pelagic	0	Migratory pelagic
HMS	Bigeye thresher								
HMS	Bigeye tuna - Western and Central Pacific								
HMS	Bigeye tuna - Eastern Pacific	0	Offshore pelagic			0	Migratory pelagic		
HMS	Blue shark	0	Offshore pelagic	0	Offshore pelagic	0	Migratory pelagic	0	Migratory pelagic
HMS	Dolphinfish	0	Offshore pelagic			0	Migratory pelagic		
HMS	Pacific bluefin tuna	0	Offshore pelagic			0	Migratory pelagic		
HMS	Pelagic thresher								
HMS	Shortfin mako	1	Nearshore nursery			0	Migratory pelagic		
HMS	Skipjack tuna - Eastern Pacific	0	Offshore pelagic			0	Migratory pelagic		
HMS	Striped marlin - Eastern Pacific	0	Offshore pelagic			0	Migratory pelagic		
HMS	Swordfish - Western and Central Pacific								
HMS	Swordfish - Eastern Pacific								
HMS	Swordfish - North Pacific	0	Offshore pelagic			0	Migratory pelagic		
HMS	Thresher shark	1	Nearshore nursery	0	Offshore pelagic	0	Migratory pelagic	0	Migratory pelagic
HMS	Yellowfin tuna - Eastern Pacific	0	Offshore pelagic			0	Migratory pelagic		

		Scorable Criteria					
Rubric		Habitat Disturbance - Rarity				Total Disturbance	
Region		Southwest		Northwest		SW	NW
Theme		Both	Rationale	Both	Rationale	Both	Both
FMP	TOTAL POSSIBLE SCORING	1	xx	1	xx	5	5
Salmon	Coho salmon - Queets			1	Estuarine dependent		4
Salmon	Coho salmon - Quillayute Fall			1	Estuarine dependent		4
Salmon	Coho salmon - Quillayute Summer Hatchery			0	Hatchery stock		3
Salmon	Coho salmon - Quinault Hatchery			0	Hatchery stock		3
Salmon	Coho salmon - Skagit			1	Estuarine dependent		4
Salmon	Coho salmon - Snohomish			1	Estuarine dependent		4
Salmon	Coho salmon - South Puget Sound Hatchery			0	Hatchery stock		3
Salmon	Coho salmon - Southern Oregon/Northern California Coast	0	Relatively undisturbed	1	Estuarine dependent	3	4
Salmon	Coho salmon - Stillaguamish			1	Estuarine dependent		4
Salmon	Coho salmon - Strait of Juan de Fuca			1	Estuarine dependent		4
Salmon	Coho salmon - Willapa Bay Hatchery			0	Hatchery stock		3
Salmon	Coho salmon - Willapa Bay Natural			1	Estuarine dependent		4
Salmon	Pink salmon - Puget Sound			1	Impassable river barriers		4
HMS	HMS Ecosystem Components						
HMS	Albacore	0	Pelagic	0	Pelagic	0	0
HMS	Bigeye thresher						
HMS	Bigeye tuna - Western and Central Pacific						
HMS	Bigeye tuna - Eastern Pacific	0	Pelagic			0	
HMS	Blue shark	0	Pelagic	0	Pelagic	0	0
HMS	Dolphinfish	0	Pelagic			0	
HMS	Pacific bluefin tuna	0	Pelagic			0	
HMS	Pelagic thresher						
HMS	Shortfin mako	0	Pelagic			1	
HMS	Skipjack tuna - Eastern Pacific	0	Pelagic			0	
HMS	Striped marlin - Eastern Pacific	0	Pelagic			0	
HMS	Swordfish - Western and Central Pacific						
HMS	Swordfish - Eastern Pacific						
HMS	Swordfish - North Pacific	0	Pelagic			0	
HMS	Thresher shark	0	Pelagic	0	Pelagic	1	0
HMS	Yellowfin tuna - Eastern Pacific	0	Pelagic			0	

		Scorable Criteria			
Rubric		Ecological - Important predator			
Region		Southwest		Northwest	
Theme		Both	Rationale	Both	Rationale
FMP	TOTAL POSSIBLE SCORING	1	xx	1	xx
Salmon	Coho salmon - Queets			0	Smaller proportion of fish in diet
Salmon	Coho salmon - Quillayute Fall			0	Smaller proportion of fish in diet
Salmon	Coho salmon - Quillayute Summer Hatchery			0	Smaller proportion of fish in diet
Salmon	Coho salmon - Quinault Hatchery			0	Smaller proportion of fish in diet
Salmon	Coho salmon - Skagit			0	Smaller proportion of fish in diet
Salmon	Coho salmon - Snohomish			0	Smaller proportion of fish in diet
Salmon	Coho salmon - South Puget Sound Hatchery			0	Smaller proportion of fish in diet
Salmon	Coho salmon - Southern Oregon/Northern California Coast	0	Fish in diet but less abundant	0	Smaller proportion of fish in diet
Salmon	Coho salmon - Stillaguamish			0	Smaller proportion of fish in diet
Salmon	Coho salmon - Strait of Juan de Fuca			0	Smaller proportion of fish in diet
Salmon	Coho salmon - Willapa Bay Hatchery			0	Smaller proportion of fish in diet
Salmon	Coho salmon - Willapa Bay Natural			0	Smaller proportion of fish in diet
Salmon	Pink salmon - Puget Sound			0	Smaller proportion of fish in diet
HMS	HMS Ecosystem Components				
HMS	Albacore	1	Feed on juvenile rockfish and forage spp.	1	Feed on juvenile rockfish and forage spp.
HMS	Bigeye thresher				
HMS	Bigeye tuna - Western and Central Pacific				
HMS	Bigeye tuna - Eastern Pacific	1	High percentage of diet is fish		
HMS	Blue shark	1	High percentage of diet is fish	1	High percentage of diet is fish
HMS	Dolphinfish	1	High percentage of diet is fish		
HMS	Pacific bluefin tuna	1	High percentage of diet is fish		
HMS	Pelagic thresher				
HMS	Shortfin mako	1	High percentage of diet is fish		
HMS	Skipjack tuna - Eastern Pacific	0	Lower proportion of fish in diet		
HMS	Striped marlin - Eastern Pacific	1	High percentage of diet is fish		
HMS	Swordfish - Western and Central Pacific				
HMS	Swordfish - Eastern Pacific				
HMS	Swordfish - North Pacific	1	High percentage of diet is fish		
HMS	Thresher shark	1	High percentage of diet is fish	1	High percentage of diet is fish
HMS	Yellowfin tuna - Eastern Pacific	1	High percentage of diet is fish		

		Scorable Criteria			
Rubric		Ecological - Important prey			
Region		Southwest		Northwest	
Theme		Both	Rationale	Both	Rationale
FMP	TOTAL POSSIBLE SCORING	1	xx	1	xx
Salmon	Coho salmon - Queets			0	Forage as juveniles
Salmon	Coho salmon - Quillayute Fall			0	Forage as juveniles
Salmon	Coho salmon - Quillayute Summer Hatchery			0	Forage as juveniles
Salmon	Coho salmon - Quinault Hatchery			0	Forage as juveniles
Salmon	Coho salmon - Skagit			0	Forage as juveniles
Salmon	Coho salmon - Snohomish			0	Forage as juveniles
Salmon	Coho salmon - South Puget Sound Hatchery			0	Forage as juveniles
Salmon	Coho salmon - Southern Oregon/Northern California Coast	0	Forage as juveniles	0	Forage as juveniles
Salmon	Coho salmon - Stillaguamish			0	Forage as juveniles
Salmon	Coho salmon - Strait of Juan de Fuca			0	Forage as juveniles
Salmon	Coho salmon - Willapa Bay Hatchery			0	Forage as juveniles
Salmon	Coho salmon - Willapa Bay Natural			0	Forage as juveniles
Salmon	Pink salmon - Puget Sound			0	Forage as juveniles
HMS	HMS Ecosystem Components				
HMS	Albacore	0	High trophic level	0	Transient off WA/OR
HMS	Bigeye thresher				
HMS	Bigeye tuna - Western and Central Pacific				
HMS	Bigeye tuna - Eastern Pacific	0	High trophic level		
HMS	Blue shark	0	High trophic level	0	High trophic level
HMS	Dolphinfish	0	High trophic level		
HMS	Pacific bluefin tuna	0	High trophic level		
HMS	Pelagic thresher				
HMS	Shortfin mako	0	High trophic level		
HMS	Skipjack tuna - Eastern Pacific	0	Not significant as prey		
HMS	Striped marlin - Eastern Pacific	0	High trophic level		
HMS	Swordfish - Western and Central Pacific				
HMS	Swordfish - Eastern Pacific				
HMS	Swordfish - North Pacific	0	High trophic level		
HMS	Thresher shark	0	High trophic level	0	High trophic level
HMS	Yellowfin tuna - Eastern Pacific	0	High trophic level		

		Scorable Criteria			
Rubric		Ecological - High biomass			
Region		Southwest		Northwest	
Theme		Both	Rationale	Both	Rationale
FMP	TOTAL POSSIBLE SCORING	1	xx	1	xx
Salmon	Coho salmon - Queets			0	Lower abundance
Salmon	Coho salmon - Quillayute Fall			0	Lower abundance
Salmon	Coho salmon - Quillayute Summer Hatchery			0	Lower abundance
Salmon	Coho salmon - Quinault Hatchery			0	Lower abundance
Salmon	Coho salmon - Skagit			1	Salmon stocks top quartile
Salmon	Coho salmon - Snohomish			1	Salmon stocks top quartile
Salmon	Coho salmon - South Puget Sound Hatchery			0	Lower abundance
Salmon	Coho salmon - Southern Oregon/Northern California Coast	0	Lower abundance	0	Lower abundance
Salmon	Coho salmon - Stillaguamish			0	Lower abundance
Salmon	Coho salmon - Strait of Juan de Fuca			0	Lower abundance
Salmon	Coho salmon - Willapa Bay Hatchery			0	Lower abundance
Salmon	Coho salmon - Willapa Bay Natural			0	Lower abundance
Salmon	Pink salmon - Puget Sound			1	Salmon stocks top quartile
HMS	HMS Ecosystem Components				
HMS	Albacore	1	HMS abundance top quartile	1	HMS stocks top quartile
HMS	Bigeye thresher				
HMS	Bigeye tuna - Western and Central Pacific				
HMS	Bigeye tuna - Eastern Pacific	0	Lower abundance		
HMS	Blue shark	0	Lower abundance	0	Lower abundance
HMS	Dolphinfish	0	Lower abundance		
HMS	Pacific bluefin tuna	1	HMS abundance top quartile		
HMS	Pelagic thresher				
HMS	Shortfin mako	0	Lower abundance		
HMS	Skipjack tuna - Eastern Pacific	1	HMS abundance top quartile		
HMS	Striped marlin - Eastern Pacific	0	Lower abundance		
HMS	Swordfish - Western and Central Pacific				
HMS	Swordfish - Eastern Pacific				
HMS	Swordfish - North Pacific	0	Lower abundance		
HMS	Thresher shark	0	Lower abundance	0	Lower abundance
HMS	Yellowfin tuna - Eastern Pacific	1	HMS abundance top quartile		

		Scorable Criteria			
Rubric		Ecological Importance - Habitat altering			
Region		Southwest		Northwest	
Theme		Both	Rationale	Both	Rationale
FMP	TOTAL POSSIBLE SCORING	1	xx	1	xx
Salmon	Coho salmon - Queets			1	Gravel excavation in streams
Salmon	Coho salmon - Quillayute Fall			1	Gravel excavation in streams
Salmon	Coho salmon - Quillayute Summer Hatchery			0	Hatchery stock
Salmon	Coho salmon - Quinault Hatchery			0	Hatchery stock
Salmon	Coho salmon - Skagit			1	Gravel excavation in streams
Salmon	Coho salmon - Snohomish			1	Gravel excavation in streams
Salmon	Coho salmon - South Puget Sound Hatchery			0	Hatchery stock
Salmon	Coho salmon - Southern Oregon/Northern California Coast	1	Gravel excavation in streams	1	Gravel excavation in streams
Salmon	Coho salmon - Stillaguamish			1	Gravel excavation in streams
Salmon	Coho salmon - Strait of Juan de Fuca			1	Gravel excavation in streams
Salmon	Coho salmon - Willapa Bay Hatchery			0	Hatchery stock
Salmon	Coho salmon - Willapa Bay Natural			1	Gravel excavation in streams
Salmon	Pink salmon - Puget Sound			1	Gravel excavation in streams
HMS	HMS Ecosystem Components				
HMS	Albacore	0	No significant engineering	0	No significant engineering
HMS	Bigeye thresher				
HMS	Bigeye tuna - Western and Central Pacific				
HMS	Bigeye tuna - Eastern Pacific	0	No significant engineering		
HMS	Blue shark	0	No significant engineering	0	No significant engineering
HMS	Dolphinfish	0	No significant engineering		
HMS	Pacific bluefin tuna	0	No significant engineering		
HMS	Pelagic thresher				
HMS	Shortfin mako	0	No significant engineering		
HMS	Skipjack tuna - Eastern Pacific	0	No significant engineering		
HMS	Striped marlin - Eastern Pacific	0	No significant engineering		
HMS	Swordfish - Western and Central Pacific				
HMS	Swordfish - Eastern Pacific				
HMS	Swordfish - North Pacific	0	No significant engineering		
HMS	Thresher shark	0	No significant engineering	0	No significant engineering
HMS	Yellowfin tuna - Eastern Pacific	0	No significant engineering		

Scorable Criteria											
Rubric		Ecological - Historically important				Ecological - Treaty impacts				Total Ecological	
Region		Southwest		Northwest		Northwest only				Southwest	Northwest
Theme		Both	Rationale	Both	Rationale	Both	Rationale	Both	Rationale	Both	Both
FMP	TOTAL POSSIBLE SCORING	1	xx	1	xx	Bonus	xx	5		5	
Salmon	Coho salmon - Queets			1	Importance in FW systems	NA	Information @ species level				2
Salmon	Coho salmon - Quillayute Fall			1	Importance in FW systems	NA	Information @ species level				2
Salmon	Coho salmon - Quillayute Summer Hatchery			0	Hatchery stock	NA	Information @ species level				0
Salmon	Coho salmon - Quinault Hatchery			0	Hatchery stock	NA	Information @ species level				0
Salmon	Coho salmon - Skagit			1	Importance in FW systems	NA	Information @ species level				3
Salmon	Coho salmon - Snohomish			1	Importance in FW systems	NA	Information @ species level				3
Salmon	Coho salmon - South Puget Sound Hatchery			0	Hatchery stock	NA	Information @ species level				0
Salmon	Coho salmon - Southern Oregon/Northern California Coast	1	Importance in FW systems	1	Importance in FW systems	NA	Information @ species level	2			2
Salmon	Coho salmon - Stillaguamish			1	Importance in FW systems	NA	Information @ species level				2
Salmon	Coho salmon - Strait of Juan de Fuca			1	Importance in FW systems	NA	Information @ species level				2
Salmon	Coho salmon - Willapa Bay Hatchery			0	Hatchery stock	NA	Information @ species level				0
Salmon	Coho salmon - Willapa Bay Natural			1	Importance in FW systems	NA	Information @ species level				2
Salmon	Pink salmon - Puget Sound			1	Importance in FW systems	1	Critical comp. of treaty areas				4
HMS	HMS Ecosystem Components										
HMS	Albacore	1	Historical abundance/fishery	1	Historical abundance/fishery	1	Critical comp. of treaty areas	3			4
HMS	Bigeye thresher										
HMS	Bigeye tuna - Western and Central Pacific										
HMS	Bigeye tuna - Eastern Pacific	0	Less important historically					1			
HMS	Blue shark	0	Less important historically	1	Abundance, role as predator	1	Critical comp. of treaty areas	1			3
HMS	Dolphinfish	0	Less important historically					1			
HMS	Pacific bluefin tuna	1	Historical abundance/fishery					3			
HMS	Pelagic thresher										
HMS	Shortfin mako	0	Less important historically					1			
HMS	Skipjack tuna - Eastern Pacific	1	Historical abundance/fishery					2			
HMS	Striped marlin - Eastern Pacific	0	Less important historically					1			
HMS	Swordfish - Western and Central Pacific										
HMS	Swordfish - Eastern Pacific										
HMS	Swordfish - North Pacific	0	Less important historically					1			
HMS	Thresher shark	0	Less important historically	1	Abundance, predator role	1	Critical comp. of treaty areas	1			3
HMS	Yellowfin tuna - Eastern Pacific	1	Historical abundance/fishery					3			

		Scorable Criteria			
Rubric		Value - Commercial			
Region		Southwest		Northwest	
Theme		Both	Rationale	Both	Rationale
FMP	TOTAL POSSIBLE SCORING	1	xx	1	xx
Salmon	Coho salmon - Queets			0	Limited contribution of stock
Salmon	Coho salmon - Quillayute Fall			0	Limited contribution of stock
Salmon	Coho salmon - Quillayute Summer Hatchery			0	Limited contribution of stock
Salmon	Coho salmon - Quinault Hatchery			0	Limited contribution of stock
Salmon	Coho salmon - Skagit			1	Top quartile salmon abundance
Salmon	Coho salmon - Snohomish			1	Top quartile salmon abundance
Salmon	Coho salmon - South Puget Sound Hatchery			0	Limited contribution of stock
Salmon	Coho salmon - Southern Oregon/Northern California Coast	0	Smaller contribution to landings	0	Limited contribution of stock
Salmon	Coho salmon - Stillaguamish			0	Limited contribution of stock
Salmon	Coho salmon - Strait of Juan de Fuca			0	Limited contribution of stock
Salmon	Coho salmon - Willapa Bay Hatchery			0	Limited contribution of stock
Salmon	Coho salmon - Willapa Bay Natural			0	Limited contribution of stock
Salmon	Pink salmon - Puget Sound			0	Less significant commercially
HMS	HMS Ecosystem Components				
HMS	Albacore	1	Ex-vessel revenue > \$500,000	1	Top quartile comm. value
HMS	Bigeye thresher				
HMS	Bigeye tuna - Western and Central Pacific				
HMS	Bigeye tuna - Eastern Pacific	0	Limited US landings		
HMS	Blue shark	0	Limited US landings	0	Limited commercial value
HMS	Dolphinfish	0	Limited US landings		
HMS	Pacific bluefin tuna	0	Limited US landings		
HMS	Pelagic thresher				
HMS	Shortfin mako	0	Limited US landings		
HMS	Skipjack tuna - Eastern Pacific	0	Limited US landings		
HMS	Striped marlin - Eastern Pacific	0	Limited US landings		
HMS	Swordfish - Western and Central Pacific				
HMS	Swordfish - Eastern Pacific				
HMS	Swordfish - North Pacific	1	Ex-vessel revenue > \$500,000		
HMS	Thresher shark	0	Limited US landings	0	Limited commercial value
HMS	Yellowfin tuna - Eastern Pacific	0	Limited US landings		

		Scorable Criteria			
Rubric		Value - Recreational			
Region		Southwest		Northwest	
Theme		Both	Rationale	Both	Rationale
FMP	TOTAL POSSIBLE SCORING	1	xx	1	xx
Salmon	Coho salmon - Queets			0	Limited contribution of stock
Salmon	Coho salmon - Quillayute Fall			0	Limited contribution of stock
Salmon	Coho salmon - Quillayute Summer Hatchery			0	Limited contribution of stock
Salmon	Coho salmon - Quinault Hatchery			0	Limited contribution of stock
Salmon	Coho salmon - Skagit			1	Top quartile salmon abundance
Salmon	Coho salmon - Snohomish			1	Top quartile salmon abundance
Salmon	Coho salmon - South Puget Sound Hatchery			0	Limited contribution of stock
Salmon	Coho salmon - Southern Oregon/Northern California Coast	0	Limited contribution of stock	0	Limited contribution of stock
Salmon	Coho salmon - Stillaguamish			0	Limited contribution of stock
Salmon	Coho salmon - Strait of Juan de Fuca			0	Limited contribution of stock
Salmon	Coho salmon - Willapa Bay Hatchery			0	Limited contribution of stock
Salmon	Coho salmon - Willapa Bay Natural			0	Limited contribution of stock
Salmon	Pink salmon - Puget Sound			0	Limited contribution of stock
HMS	HMS Ecosystem Components				
HMS	Albacore	1	Top quartile rec. landings	1	Top quartile rec. landings
HMS	Bigeye thresher				
HMS	Bigeye tuna - Western and Central Pacific				
HMS	Bigeye tuna - Eastern Pacific	0	Limited rec. landings		
HMS	Blue shark	0	Limited rec. landings	0	Limited rec. landings
HMS	Dolphinfish	0	Limited rec. landings		
HMS	Pacific bluefin tuna	0	Limited rec. landings		
HMS	Pelagic thresher				
HMS	Shortfin mako	0	Limited rec. landings		
HMS	Skipjack tuna - Eastern Pacific	0	Limited rec. landings		
HMS	Striped marlin - Eastern Pacific	0	Limited rec. landings		
HMS	Swordfish - Western and Central Pacific				
HMS	Swordfish - Eastern Pacific				
HMS	Swordfish - North Pacific	0	Limited rec. landings		
HMS	Thresher shark	0	Limited rec. landings	0	Limited rec. landings
HMS	Yellowfin tuna - Eastern Pacific	0	Limited rec. landings		

		Scorable Criteria			
Rubric		Value - Commercial management			
Region		Southwest		Northwest	
Theme		Both	Rationale	Both	Rationale
FMP	TOTAL POSSIBLE SCORING	1	xx	1	xx
Salmon	Coho salmon - Queets			0	No significant mgmt issues
Salmon	Coho salmon - Quillayute Fall			0	No significant mgmt issues
Salmon	Coho salmon - Quillayute Summer Hatchery			0	No significant mgmt issues
Salmon	Coho salmon - Quinault Hatchery			0	No significant mgmt issues
Salmon	Coho salmon - Skagit			0	No significant mgmt issues
Salmon	Coho salmon - Snohomish			0	No significant mgmt issues
Salmon	Coho salmon - South Puget Sound Hatchery			0	No significant mgmt issues
Salmon	Coho salmon - Southern Oregon/Northern California Coast	1	ESA listed	1	ESA listed
Salmon	Coho salmon - Stillaguamish			0	No significant mgmt issues
Salmon	Coho salmon - Strait of Juan de Fuca			0	No significant mgmt issues
Salmon	Coho salmon - Willapa Bay Hatchery			0	No significant mgmt issues
Salmon	Coho salmon - Willapa Bay Natural			0	No significant mgmt issues
Salmon	Pink salmon - Puget Sound			1	Significant tribal harvest
HMS	HMS Ecosystem Components				
HMS	Albacore	0	No significant mgmt issues	1	Significant tribal harvest
HMS	Bigeye thresher				
HMS	Bigeye tuna - Western and Central Pacific				
HMS	Bigeye tuna - Eastern Pacific	1	International mgmt		
HMS	Blue shark	0	Minor US fishery	0	Minor US fishery
HMS	Dolphinfish	0	Minor fishery off CA		
HMS	Pacific bluefin tuna	1	International mgmt		
HMS	Pelagic thresher				
HMS	Shortfin mako	0	Minor fishery off CA		
HMS	Skipjack tuna - Eastern Pacific	0	Minor fishery off CA		
HMS	Striped marlin - Eastern Pacific	0	Minor fishery off CA		
HMS	Swordfish - Western and Central Pacific				
HMS	Swordfish - Eastern Pacific				
HMS	Swordfish - North Pacific	1	International mgmt		
HMS	Thresher shark	1	International mgmt	0	Minor US fishery
HMS	Yellowfin tuna - Eastern Pacific	1	International mgmt		

		Scorable Criteria			
Rubric		Value - Recreational management			
Region		Southwest		Northwest	
Theme		Both	Rationale	Both	Rationale
FMP	TOTAL POSSIBLE SCORING	1	xx	1	xx
Salmon	Coho salmon - Queets			0	No significant mgmt issues
Salmon	Coho salmon - Quillayute Fall			0	No significant mgmt issues
Salmon	Coho salmon - Quillayute Summer Hatchery			0	No significant mgmt issues
Salmon	Coho salmon - Quinault Hatchery			0	No significant mgmt issues
Salmon	Coho salmon - Skagit			0	No significant mgmt issues
Salmon	Coho salmon - Snohomish			0	No significant mgmt issues
Salmon	Coho salmon - South Puget Sound Hatchery			0	No significant mgmt issues
Salmon	Coho salmon - Southern Oregon/Northern California Coast	1	ESA listed	1	ESA listed
Salmon	Coho salmon - Stillaguamish			0	No significant mgmt issues
Salmon	Coho salmon - Strait of Juan de Fuca			0	No significant mgmt issues
Salmon	Coho salmon - Willapa Bay Hatchery			0	No significant mgmt issues
Salmon	Coho salmon - Willapa Bay Natural			0	No significant mgmt issues
Salmon	Pink salmon - Puget Sound			1	Tribal subsistence harvest
HMS	HMS Ecosystem Components				
HMS	Albacore	1	Large sport fishery	1	Tribal subsistence harvest
HMS	Bigeye thresher				
HMS	Bigeye tuna - Western and Central Pacific				
HMS	Bigeye tuna - Eastern Pacific	0	No significant mgmt issues		
HMS	Blue shark	0	No significant mgmt issues	0	Minor fishery
HMS	Dolphinfish	0	No significant mgmt issues		
HMS	Pacific bluefin tuna	0	No significant mgmt issues		
HMS	Pelagic thresher				
HMS	Shortfin mako	0	No significant mgmt issues		
HMS	Skipjack tuna - Eastern Pacific	0	No significant mgmt issues		
HMS	Striped marlin - Eastern Pacific	0	No significant mgmt issues		
HMS	Swordfish - Western and Central Pacific				
HMS	Swordfish - Eastern Pacific				
HMS	Swordfish - North Pacific	0	No significant mgmt issues		
HMS	Thresher shark	0	No significant mgmt issues	1	Prohibited in WA
HMS	Yellowfin tuna - Eastern Pacific	0	No significant mgmt issues		

		Scorable Criteria						Prioritization Scores								
Rubric	Value - Social						Total Value		Habitat for stock asmt		EFH science					
Region	Southwest			Northwest			Southwest	Northwest	SW	NW	SW	NW				
Theme	Both	Rationale		Both	Rationale		Both	Both	SA	SA	EFH	EFH				
FMP	TOTAL POSSIBLE SCORING						1	xx	1	xx	5	5	35	35	35	35
Salmon	Coho salmon - Queets						1	Cultural/historical/traditional/tribal	1		18		17			
Salmon	Coho salmon - Quillayute Fall						1	Cultural/historical/traditional/tribal	1		17		17			
Salmon	Coho salmon - Quillayute Summer Hatchery						1	Cultural/historical/traditional/tribal	1		14		14			
Salmon	Coho salmon - Quinault Hatchery						1	Cultural/historical/traditional/tribal	1		14		14			
Salmon	Coho salmon - Skagit						1	Cultural/historical/traditional/tribal	3		20		20			
Salmon	Coho salmon - Snohomish						1	Cultural/historical/traditional/tribal	3		20		20			
Salmon	Coho salmon - South Puget Sound Hatchery						1	Cultural/historical/traditional/tribal	1		14		14			
Salmon	Coho salmon - Southern Oregon/Northern California Coast						1	Cultural/social importance	1	Cultural/historical/traditional/tribal	3	3	27	26	27	26
Salmon	Coho salmon - Stillaguamish						1	Cultural/historical/traditional/tribal	1		17		17			
Salmon	Coho salmon - Strait of Juan de Fuca						1	Cultural/historical/traditional/tribal	1		18		17			
Salmon	Coho salmon - Willapa Bay Hatchery						1	Cultural/historical/traditional/tribal	1		15		14			
Salmon	Coho salmon - Willapa Bay Natural						1	Cultural/historical/traditional/tribal	1		18		17			
Salmon	Pink salmon - Puget Sound						1	Cultural/historical/traditional/tribal	3		23		23			
HMS	HMS Ecosystem Components															
HMS	Albacore						1	Historical fishery	1	Historical fishery; tribal culture	4	5	15	17	15	18
HMS	Bigeye thresher															
HMS	Bigeye tuna - Western and Central Pacific															
HMS	Bigeye tuna - Eastern Pacific						0	Lower relative value			1		9		9	
HMS	Blue shark						0	Lower relative value	0	Lower relative value	0	0	8	12	8	13
HMS	Dolphinfish						0	Lower relative value			0				5	
HMS	Pacific bluefin tuna						1	Historical fishery			2		17		17	
HMS	Pelagic thresher															
HMS	Shortfin mako						0	Lower relative value			0		10		13	
HMS	Skipjack tuna - Eastern Pacific						0	Lower relative value			0		8		8	
HMS	Striped marlin - Eastern Pacific						0	Lower relative value			0		7		7	
HMS	Swordfish - Western and Central Pacific															
HMS	Swordfish - Eastern Pacific															
HMS	Swordfish - North Pacific						0	Lower relative value			2		10		10	
HMS	Thresher shark						0	Lower relative value	0	Lower relative value	1	1	11	12	14	13
HMS	Yellowfin tuna - Eastern Pacific						1	Historical fishery			2		12		12	



U.S. Secretary of Commerce
Penny Pritzker

**Administrator of National Oceanic and Atmospheric
Administration and Undersecretary of Commerce**
Dr. Kathryn D. Sullivan

Assistant Administrator for Fisheries
Eileen Sobeck

September 2014

www.nmfs.noaa.gov

OFFICIAL BUSINESS

National Marine Fisheries Service
1315 East-West Highway
Silver Spring, MD 20910